



US00D558417S

(12) **United States Design Patent**
Libman et al.

(10) **Patent No.:** **US D558,417 S**

(45) **Date of Patent:** **** Dec. 25, 2007**

(54) **SOAP DISPENSER**

(75) Inventors: **Robert J. Libman**, Arcola, IL (US);
Enzo Berti, Venice (IT); **Marco Bizzotto**, Padua (IT)

(73) Assignee: **The Libman Company**, Arcola, IL (US)

(**) Term: **14 Years**

(21) Appl. No.: **29/276,208**

(22) Filed: **Jan. 18, 2007**

(51) **LOC (8) Cl.** **28-03**

(52) **U.S. Cl.** **D32/45**

(58) **Field of Classification Search** D32/45,
D32/40, 52; D28/63; 401/6, 146, 188 R,
401/205-207, 270, 275-276, 279; 15/210.1,
15/244.1; D4/138; D8/107, 300, 303
See application file for complete search history.

(56) **References Cited**

U.S. PATENT DOCUMENTS

- D157,883 S * 3/1950 Maxwell D8/80
- D294,202 S * 2/1988 Adair D4/114
- D381,771 S * 7/1997 Chern D28/63
- D426,136 S * 6/2000 Yu D8/107
- D432,381 S * 10/2000 Khachatoorian D8/80

- D446,898 S * 8/2001 Brewer et al. D32/45
- D466,390 S * 12/2002 Hung D8/107
- D493,962 S * 8/2004 Dotterman et al. D4/138
- D511,626 S * 11/2005 Hay et al. D4/138

* cited by examiner

Primary Examiner—Pamela J. Burgess

(74) *Attorney, Agent, or Firm*—Banner & Witcoff, Ltd.

(57) **CLAIM**

An ornamental design for a soap dispenser, as shown and described.

DESCRIPTION

FIG. 1 is a front left perspective view showing our new design of a soap dispenser;

FIG. 2 is a right side view thereof, the left side view being a mirror image thereof;

FIG. 3 is a top view thereof;

FIG. 4 is a bottom view thereof;

FIG. 5 is a front view thereof; and,

FIG. 6 is a rear view thereof.

The broken line showing in FIGS. 1-6 is for illustrative purposes only and forms no part of the claimed design.

1 Claim, 4 Drawing Sheets

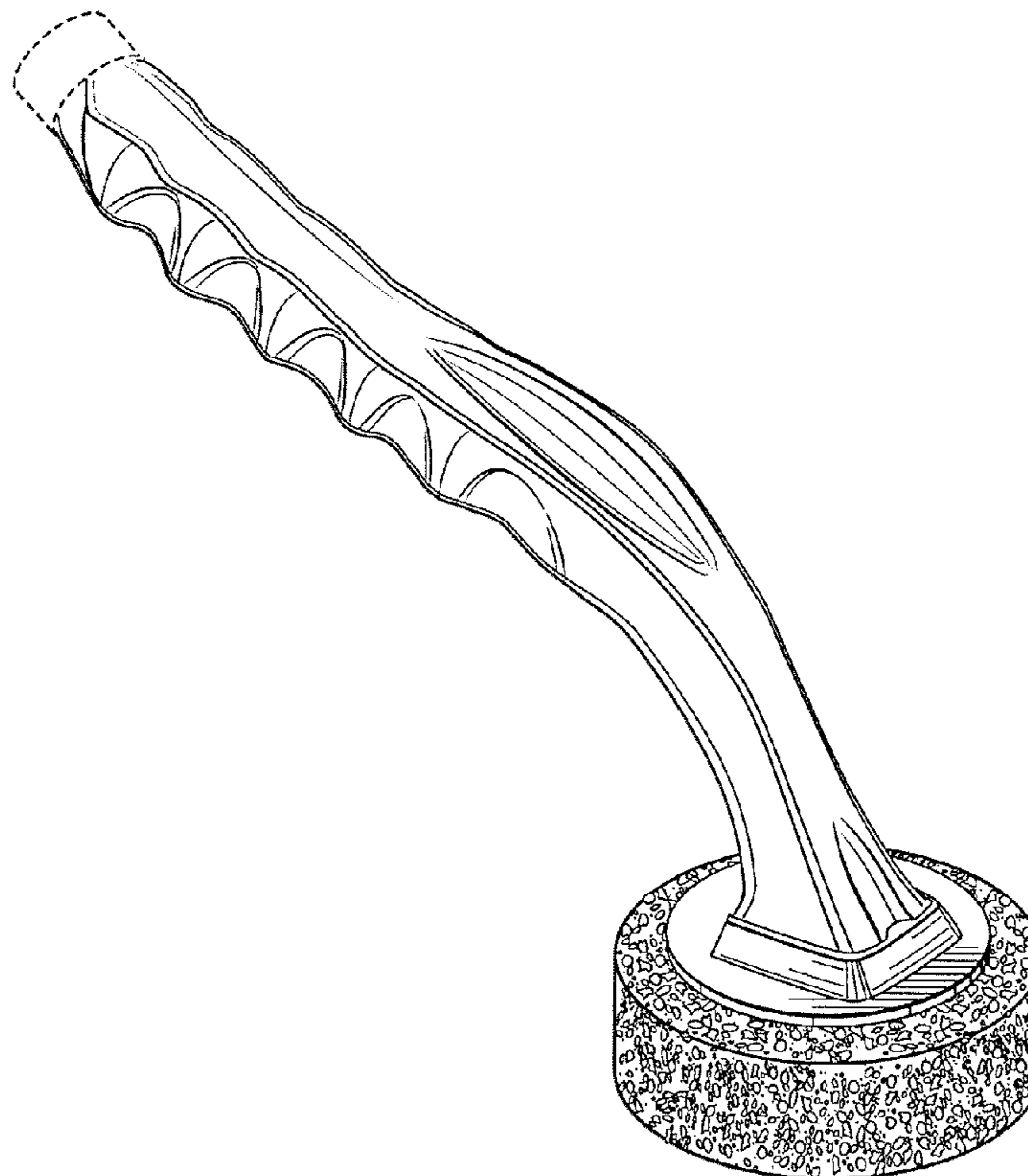


Fig. 1

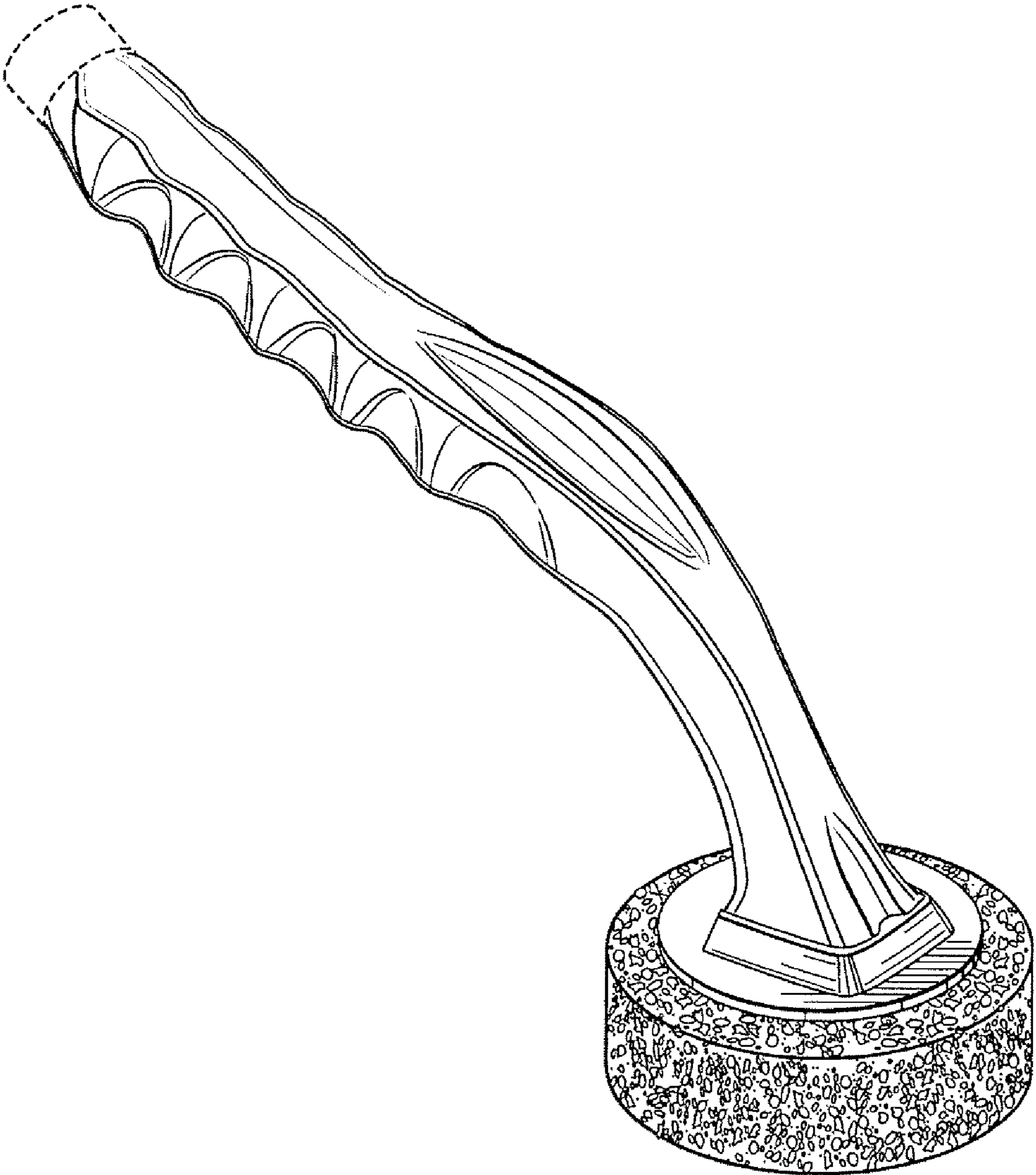


Fig. 2

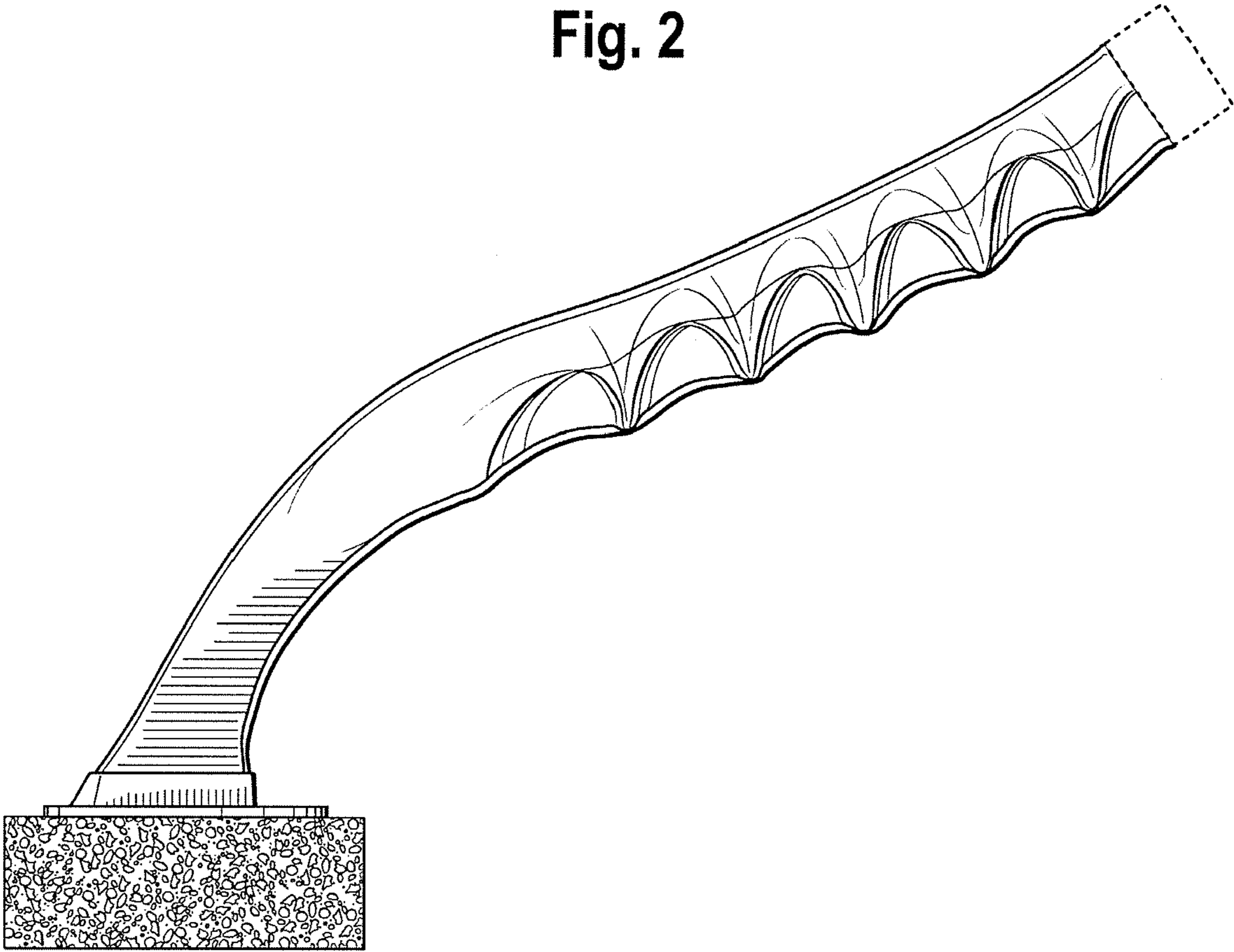


Fig. 3

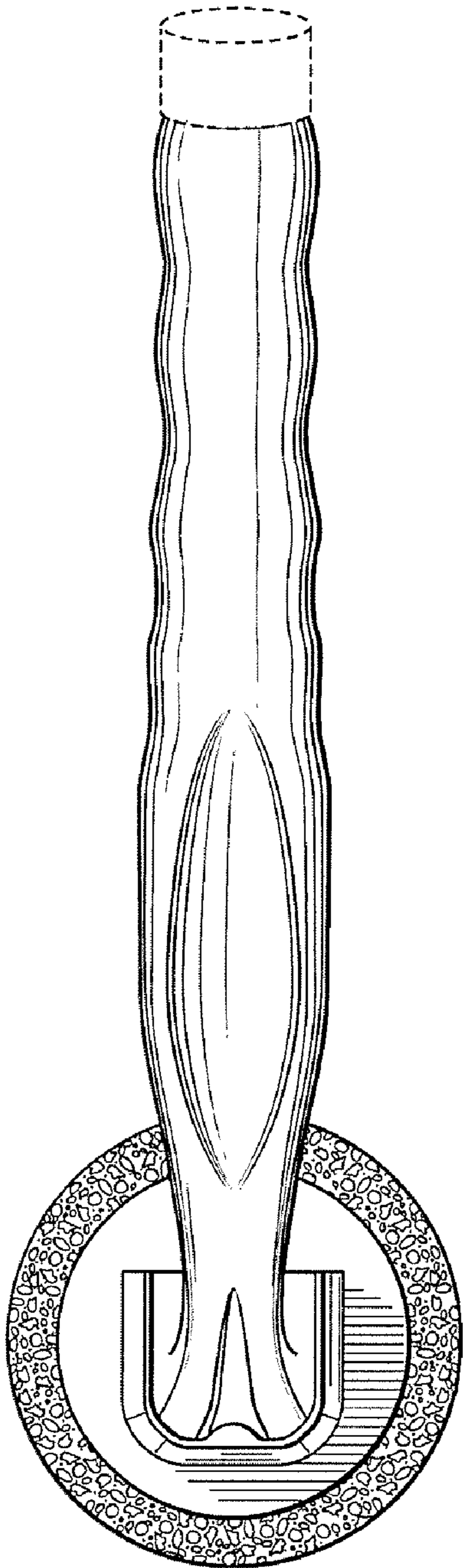


Fig. 4

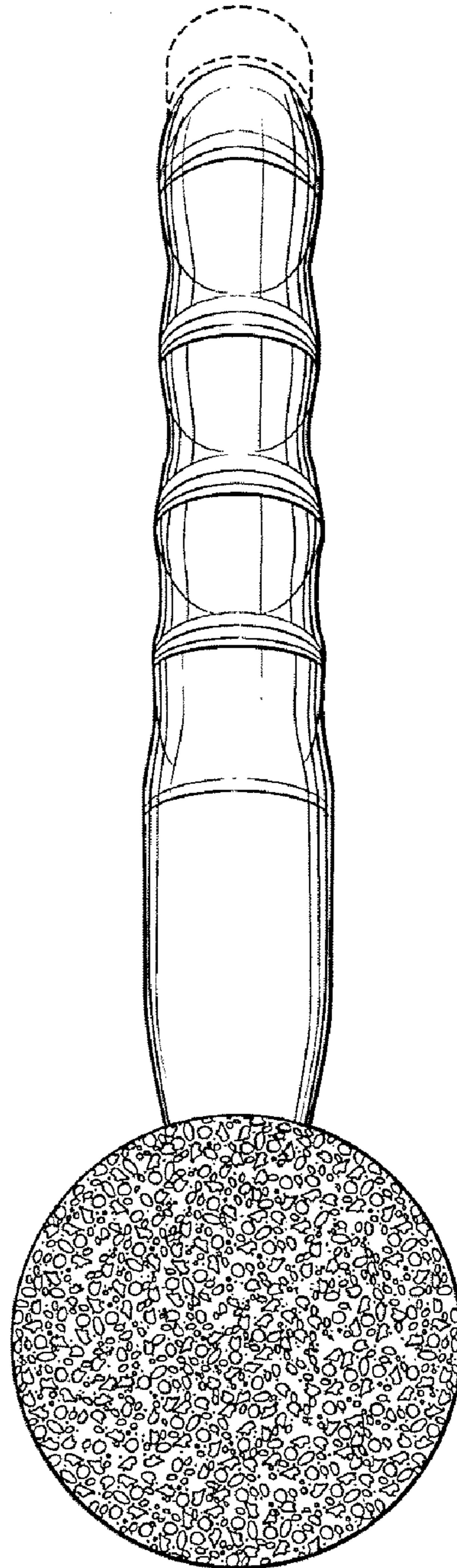


Fig. 5

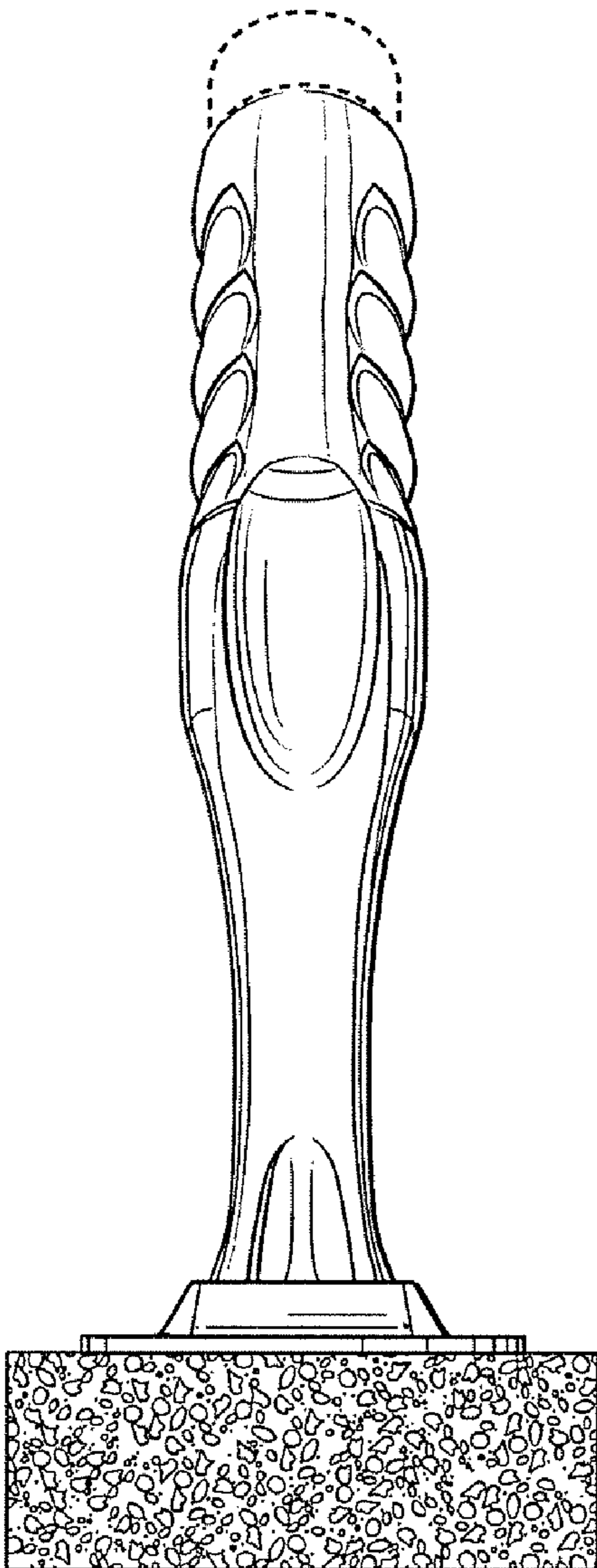


Fig. 6

