



US00D558395S

(12) **United States Design Patent** (10) **Patent No.:** **US D558,395 S**
Ceva (45) **Date of Patent:** **** *Dec. 25, 2007**

(54) **HAIR CURLING IRON**

(75) Inventor: **Carlos José Ceva**, Buenos Aires (AR)

(73) Assignee: **Bayari Holdings S.A.**, Panama (PA)

(*) Notice: This patent is subject to a terminal disclaimer.

(**) Term: **14 Years**

(21) Appl. No.: **29/262,812**

(22) Filed: **Jul. 11, 2006**

(30) **Foreign Application Priority Data**

Jan. 25, 2006 (AR) 74684

(51) **LOC (8) Cl.** **28-03**

(52) **U.S. Cl.** **D28/35**

(58) **Field of Classification Search** D28/35-38;
132/223-269; 219/222, 225

See application file for complete search history.

(56) **References Cited**

U.S. PATENT DOCUMENTS

D280,243 S * 8/1985 Khaja D28/35

4,604,514 A * 8/1986 Thaler et al. 219/225
D331,296 S * 11/1992 Smal D28/35
2004/0124188 A1 * 7/2004 Altamore 219/225

* cited by examiner

Primary Examiner—Jennifer Rivard

(74) *Attorney, Agent, or Firm*—Hughes Hubbard & Reed LLP

(57) **CLAIM**

The ornamental design for a hair curling iron, as shown and described.

DESCRIPTION

FIG. 1 is a perspective view of a hair curling iron showing my new design;

FIG. 2 is a front elevational view thereof;

FIG. 3 is a back elevational view thereof;

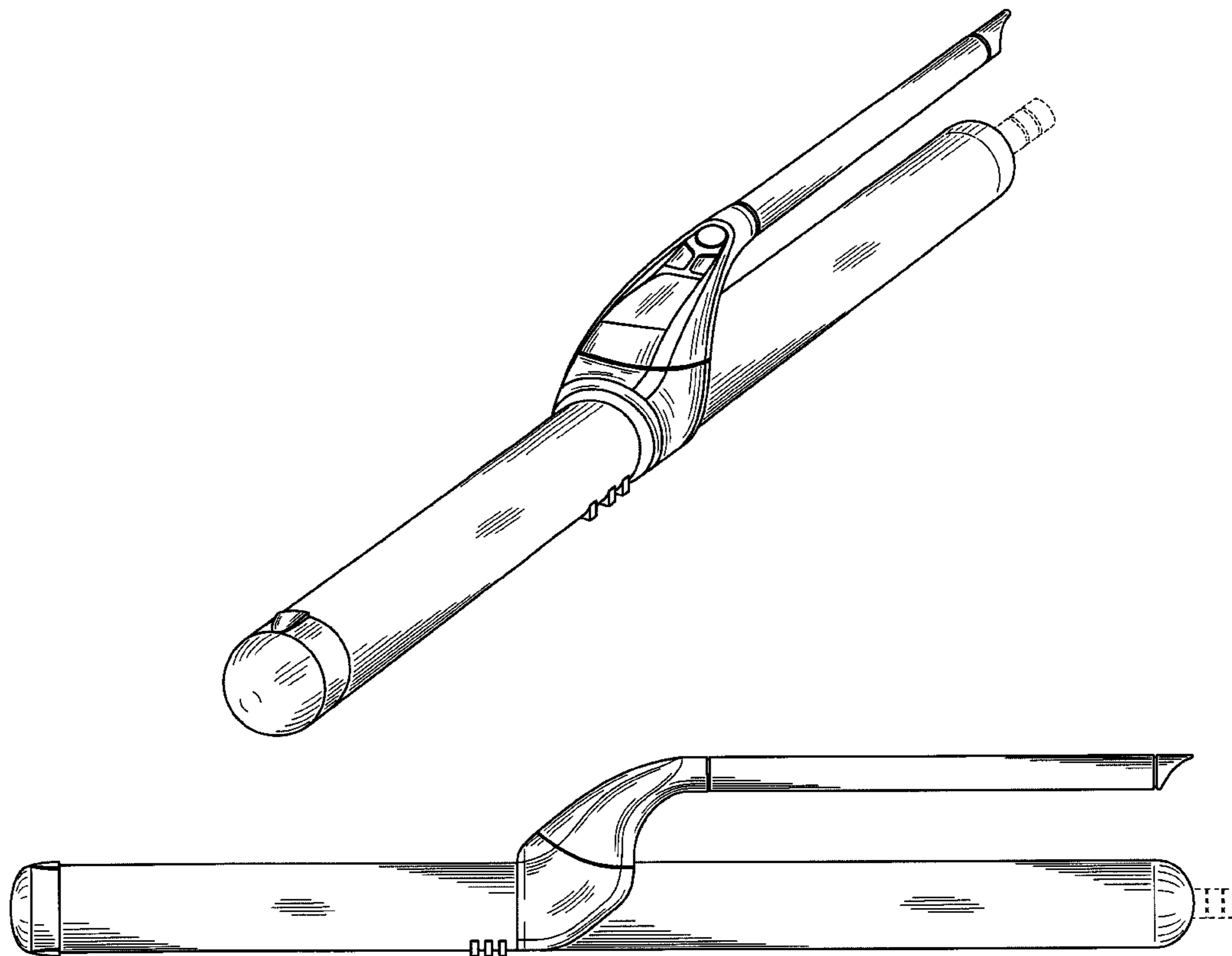
FIG. 4 is a left side view thereof, the right side view being a mirror image of the left side view;

FIG. 5 is a top plan view thereof; and,

FIG. 6 is a bottom plan view of the hair curling iron.

The broken lines in FIGS. 1 and 3-6 are shown for illustrative purposes only and form no part of the claimed design.

1 Claim, 3 Drawing Sheets



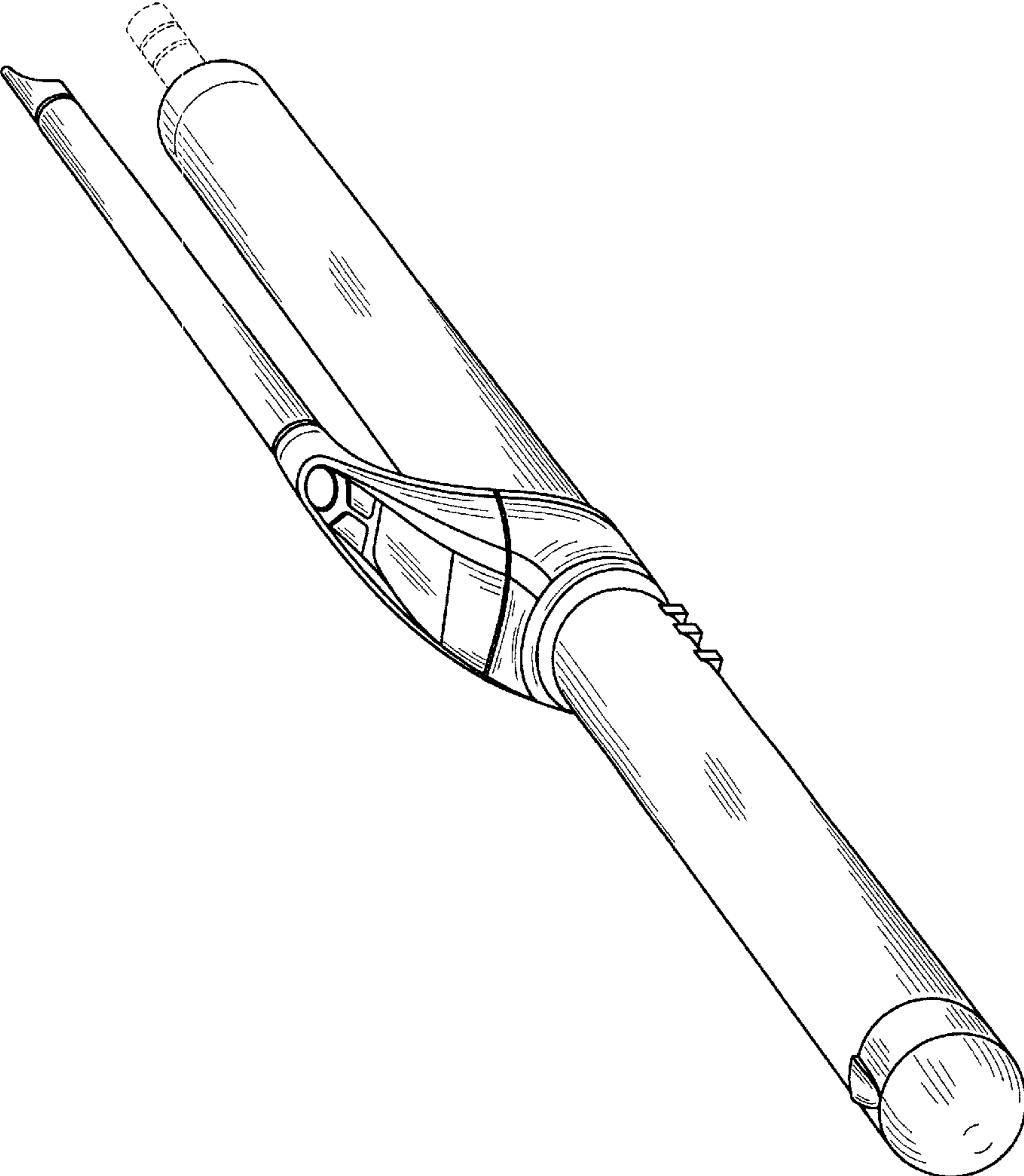


FIG. 1

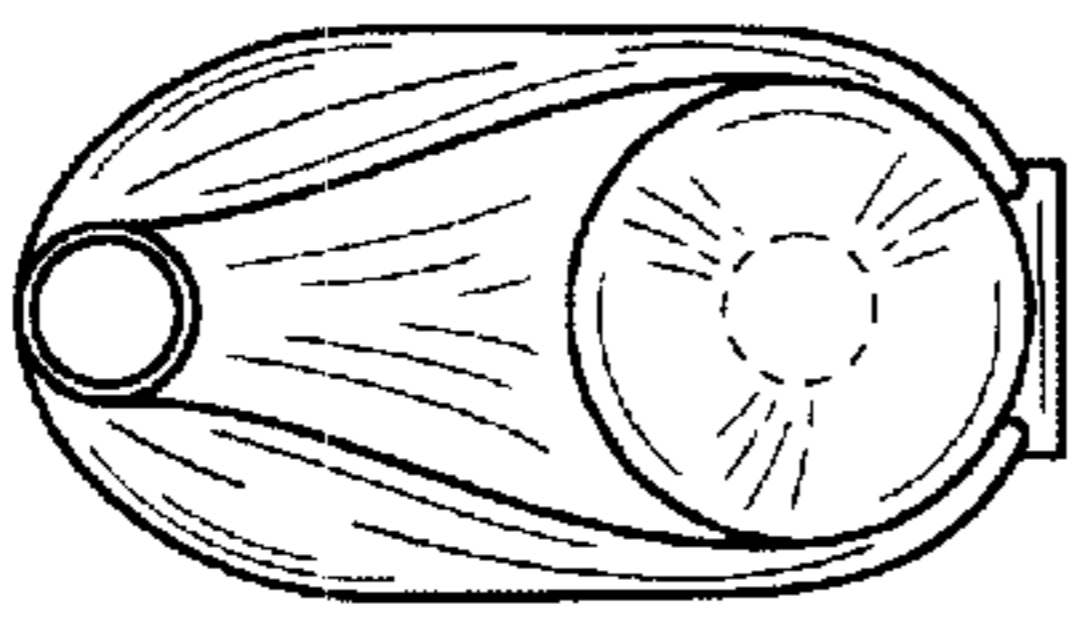


FIG. 3

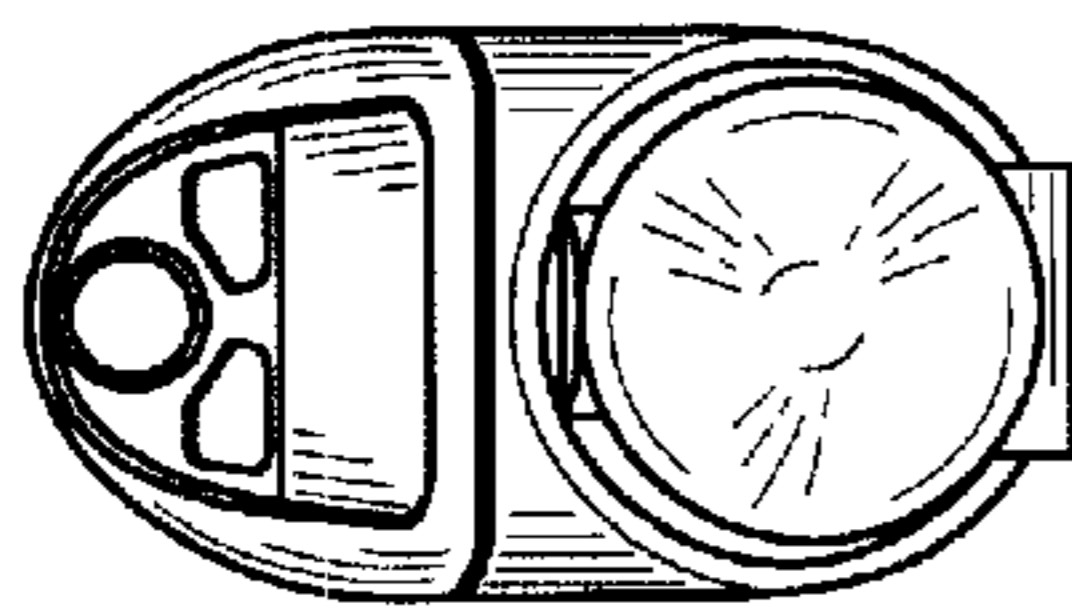


FIG. 2

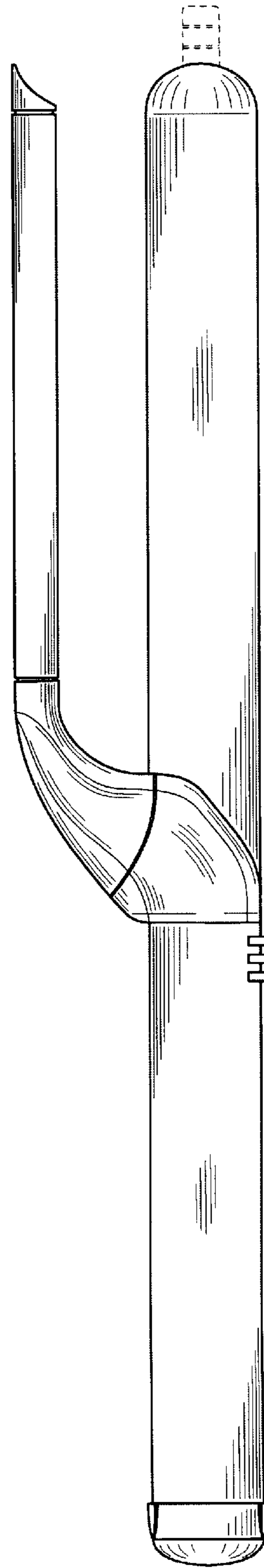


FIG. 4

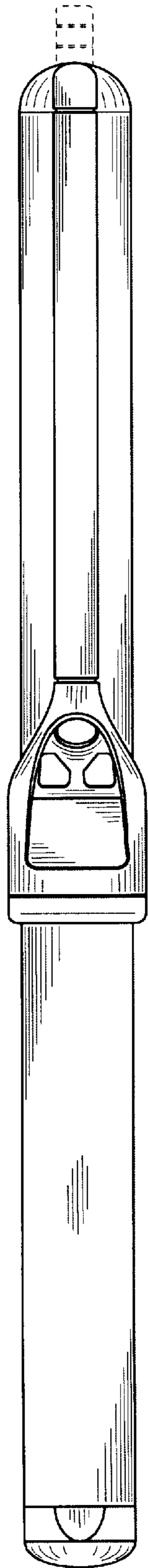


FIG. 5

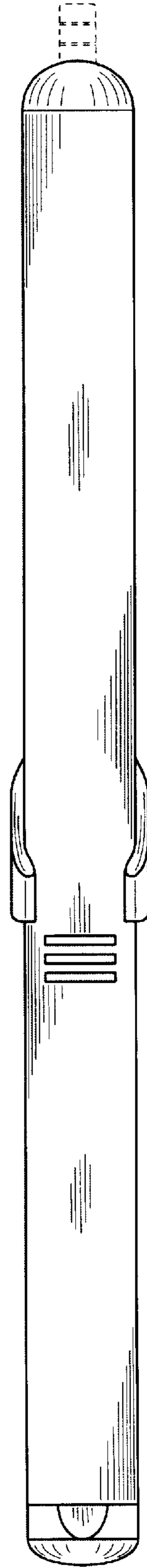


FIG. 6