



US00D558385S

(12) **United States Design Patent**
Bickler et al.

(10) **Patent No.:** **US D558,385 S**

(45) **Date of Patent:** **** Dec. 25, 2007**

(54) **PENDANT LIGHT**

(75) Inventors: **Marc Bickler**, Charlotte, NC (US);
Victor Hoernig, Lowell, IN (US);
Geraint Krumpe, Chicago, IL (US)

(73) Assignee: **Brasstech, Inc.**, Santa Ana, CA (US)

(**) Term: **14 Years**

(21) Appl. No.: **29/279,563**

(22) Filed: **May 3, 2007**

(51) **LOC (8) Cl.** **26-03**

(52) **U.S. Cl.** **D26/88**

(58) **Field of Classification Search** D26/84,
D26/88, 89, 91; 362/147, 404, 407, 408
See application file for complete search history.

(56) **References Cited**

U.S. PATENT DOCUMENTS

D31,146 S *	7/1899	Harthan	D26/88
D167,080 S *	6/1952	Huegel	D26/88
2,753,445 A *	7/1956	Bixby et al.	362/404
D399,330 S *	10/1998	Geier et al.	D26/88
D400,287 S *	10/1998	Littman et al.	D26/88

OTHER PUBLICATIONS

Pendant lamp #P1055 BS shown on p. 131 of the 2004 edition of the Murray Feiss Big Book catalog.*

Pendant lamps # OL2209 BS and BB shown on p. 141 of the 2004 edition of the Murray Feiss Big Book catalog.*

* cited by examiner

Primary Examiner—Clare E Heflin

(74) *Attorney, Agent, or Firm*—Edgar A. Zarins; Lloyd D. Doigan

(57) **CLAIM**

The ornamental design for a pendant light, as shown and described.

DESCRIPTION

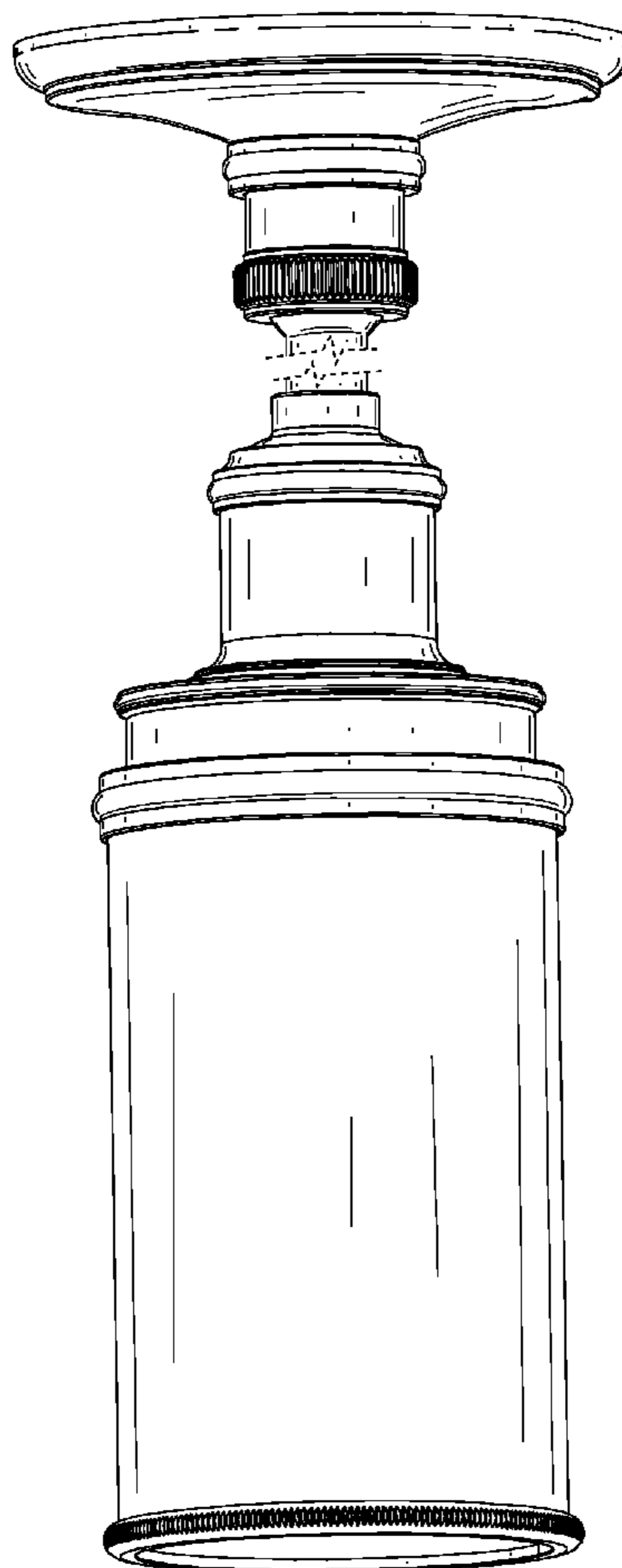
FIG. 1 is a front perspective view of a pendant light showing our design;

FIG. 2 is a front elevational view thereof; and,

FIG. 3 is a bottom plan view thereof.

The broken lines showing the support stem broken-away are intended to define the bounds of the claimed design and form no part thereof.

1 Claim, 3 Drawing Sheets



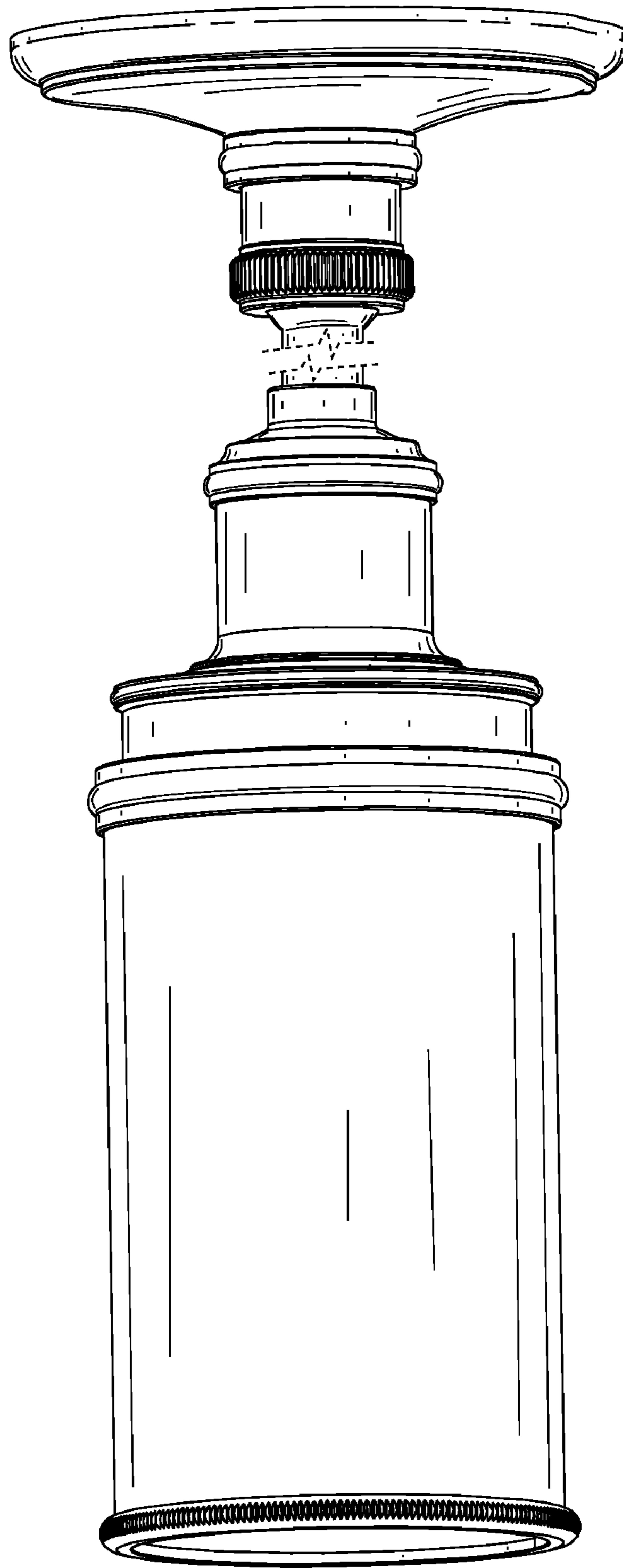


FIG. 1

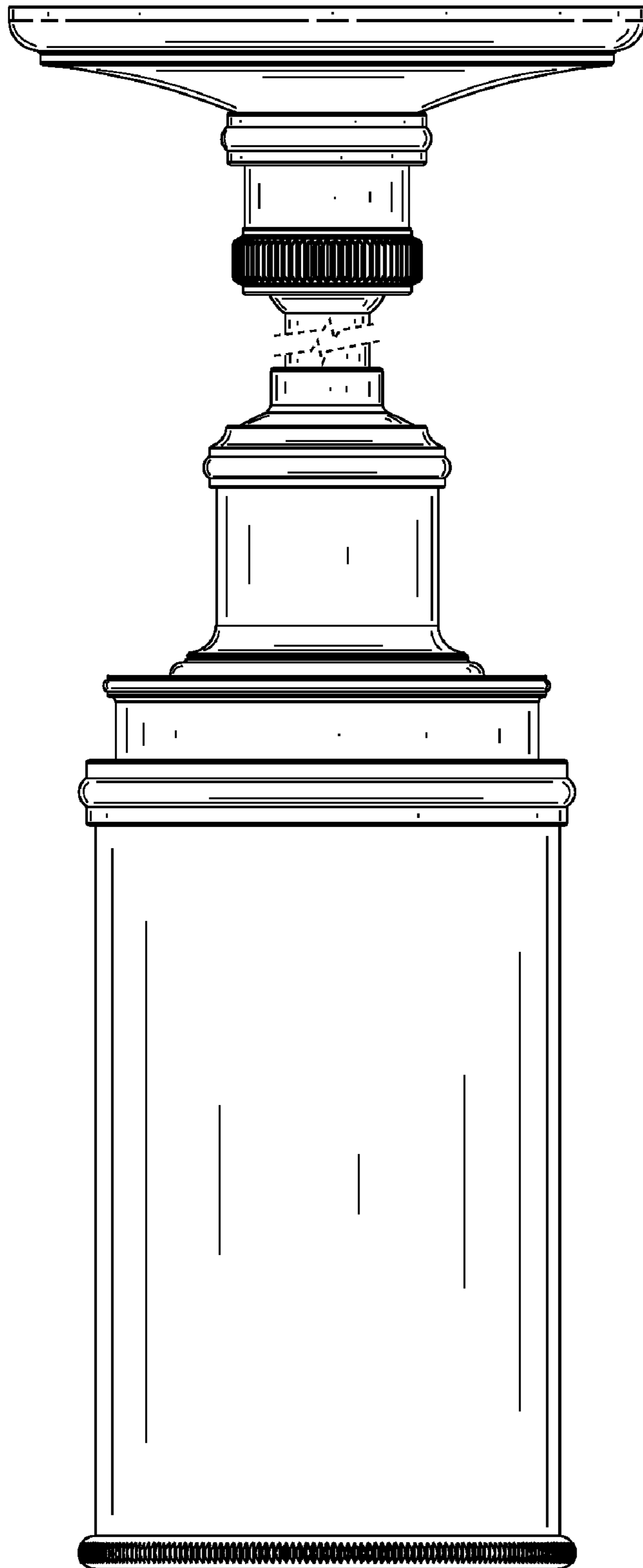


FIG. 2

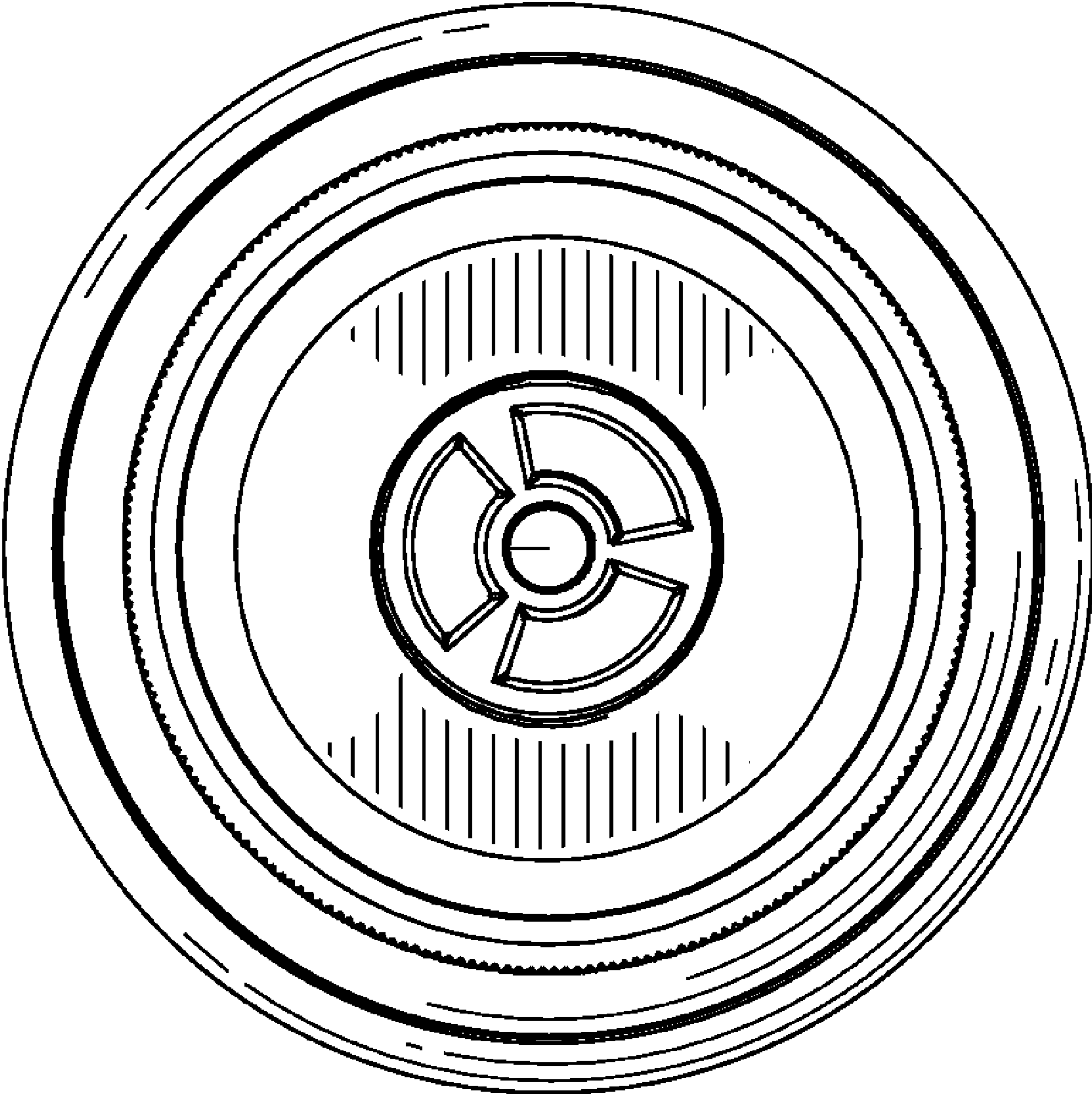


FIG. 3