



US00D558383S

(12) **United States Design Patent**
Bickler et al.

(10) **Patent No.: US D558,383 S**

(45) **Date of Patent: ** Dec. 25, 2007**

(54) **PIVOT LIGHT**

(75) Inventors: **Marc Bickler**, Charlotte, NC (US);
Victor Hoernig, Lowell, IN (US);
Geraint Krumpe, Chicago, IL (US)

(73) Assignee: **Brasstech, Inc.**, Santa Ana, CA (US)

(**) Term: **14 Years**

(21) Appl. No.: **29/279,508**

(22) Filed: **May 2, 2007**

(51) **LOC (8) Cl.** **26-03**

(52) **U.S. Cl.** **D26/87; D26/63**

(58) **Field of Classification Search** D26/63,
D26/72, 85, 87, 92; 362/147, 132, 404-406,
362/432

See application file for complete search history.

(56) **References Cited**

U.S. PATENT DOCUMENTS

D82,136 S *	9/1930	Chapman	D26/87
D454,219 S *	3/2002	Thompson	D26/63
D465,298 S *	11/2002	Gottwald	D26/85
D536,472 S *	2/2007	Tsai	D26/87

OTHER PUBLICATIONS

All "Dorian" wall lamps on p. 254, and "Adano" wall lamps on p. 262 of the QUOIZEL 2004 Catalog.*

All wall lamps from the "Westminster Collection" on p. 162, and wall lamps from the "Canterbury Collection" on p. 164 of the 2004 edition of the Murray Feiss Big Book catalog.*

All wall lamps on p. 115 of the World Imports catalog No. 26, (C)2004.*

* cited by examiner

Primary Examiner—Clare E Heflin

(74) *Attorney, Agent, or Firm*—Edgar A. Zarins; Lloyd D. Doigan

(57) **CLAIM**

The ornamental design for a pivot light, as shown and described.

DESCRIPTION

FIG. 1 is a front perspective view of a pivot light showing our design;

FIG. 2 is a front elevational view thereof;

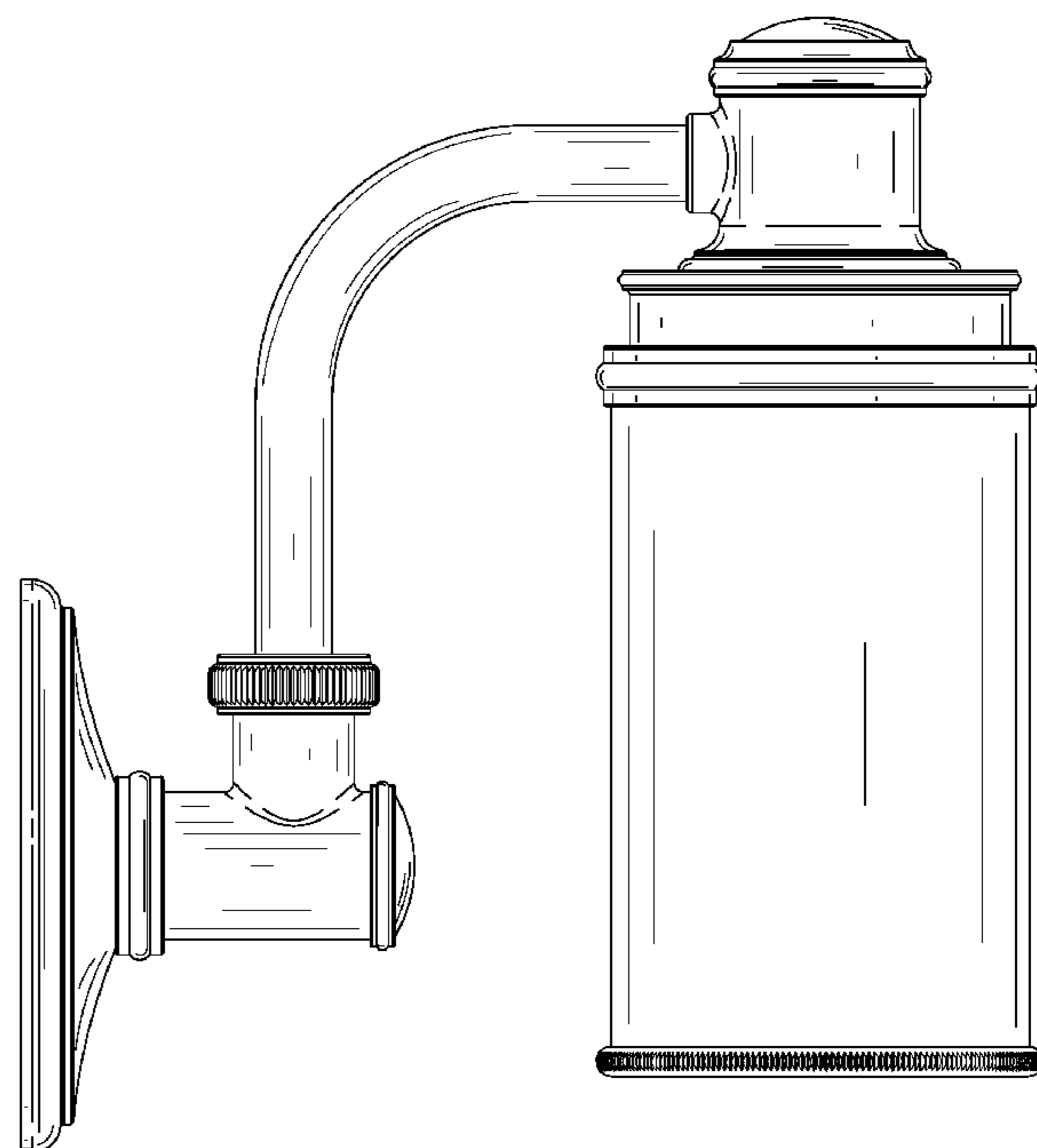

FIG. 3 is a left side elevational view thereof;

FIG. 4 is a right side elevational view thereof;

FIG. 5 is a top plan view thereof; and,

FIG. 6 is a bottom plan view thereof.

1 Claim, 6 Drawing Sheets






FIG. 1




FIG. 2

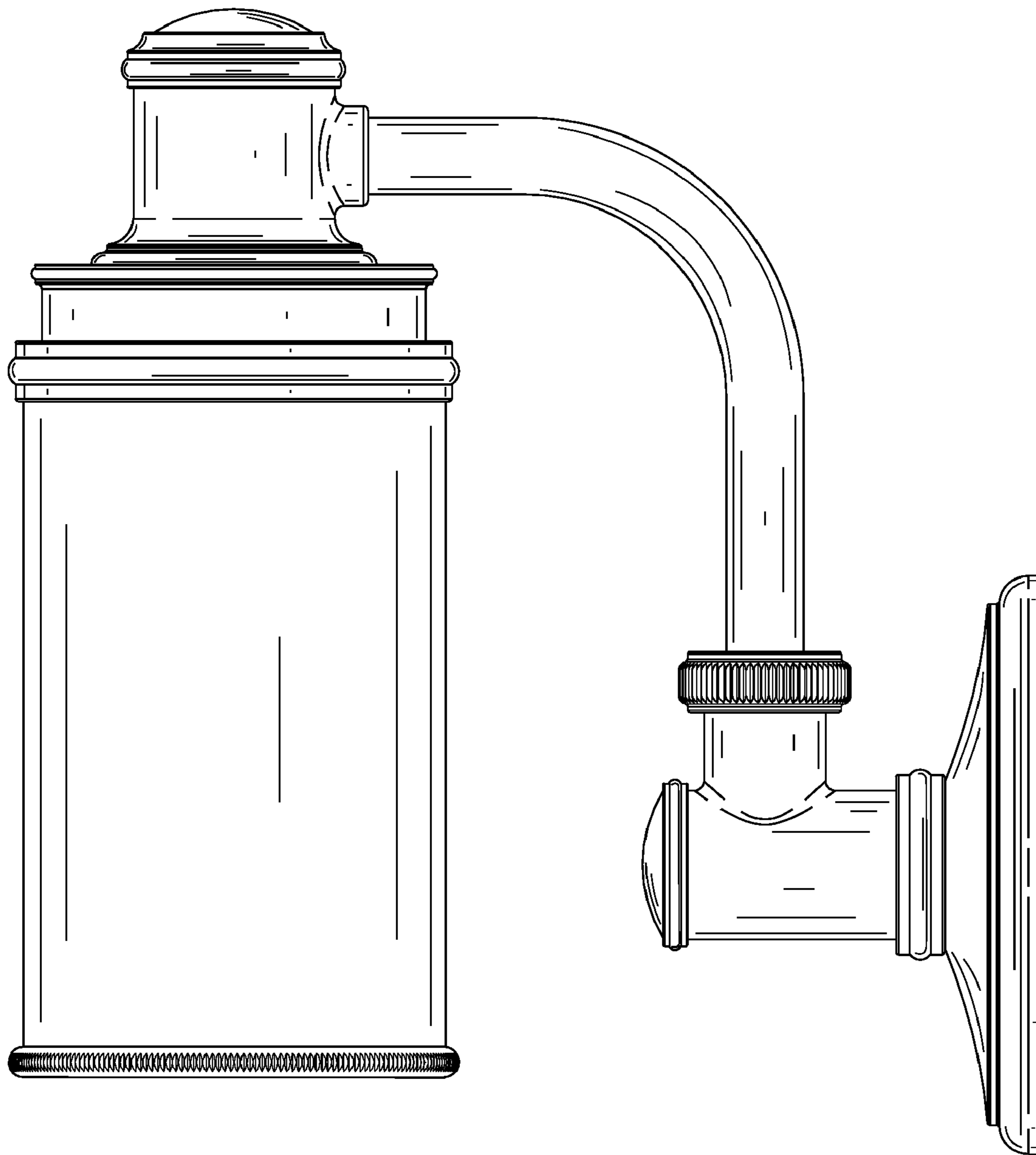


FIG. 3

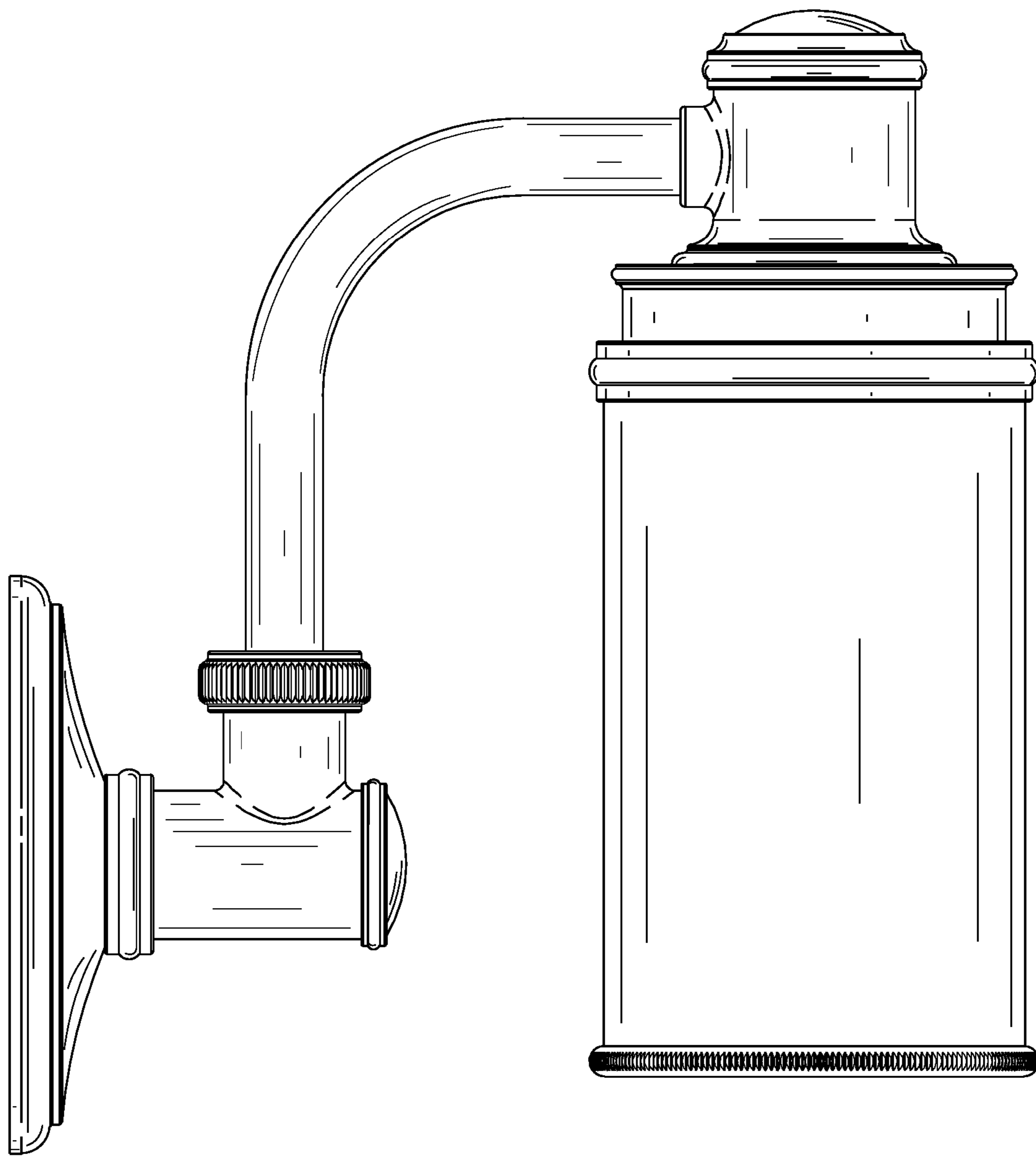


FIG. 4

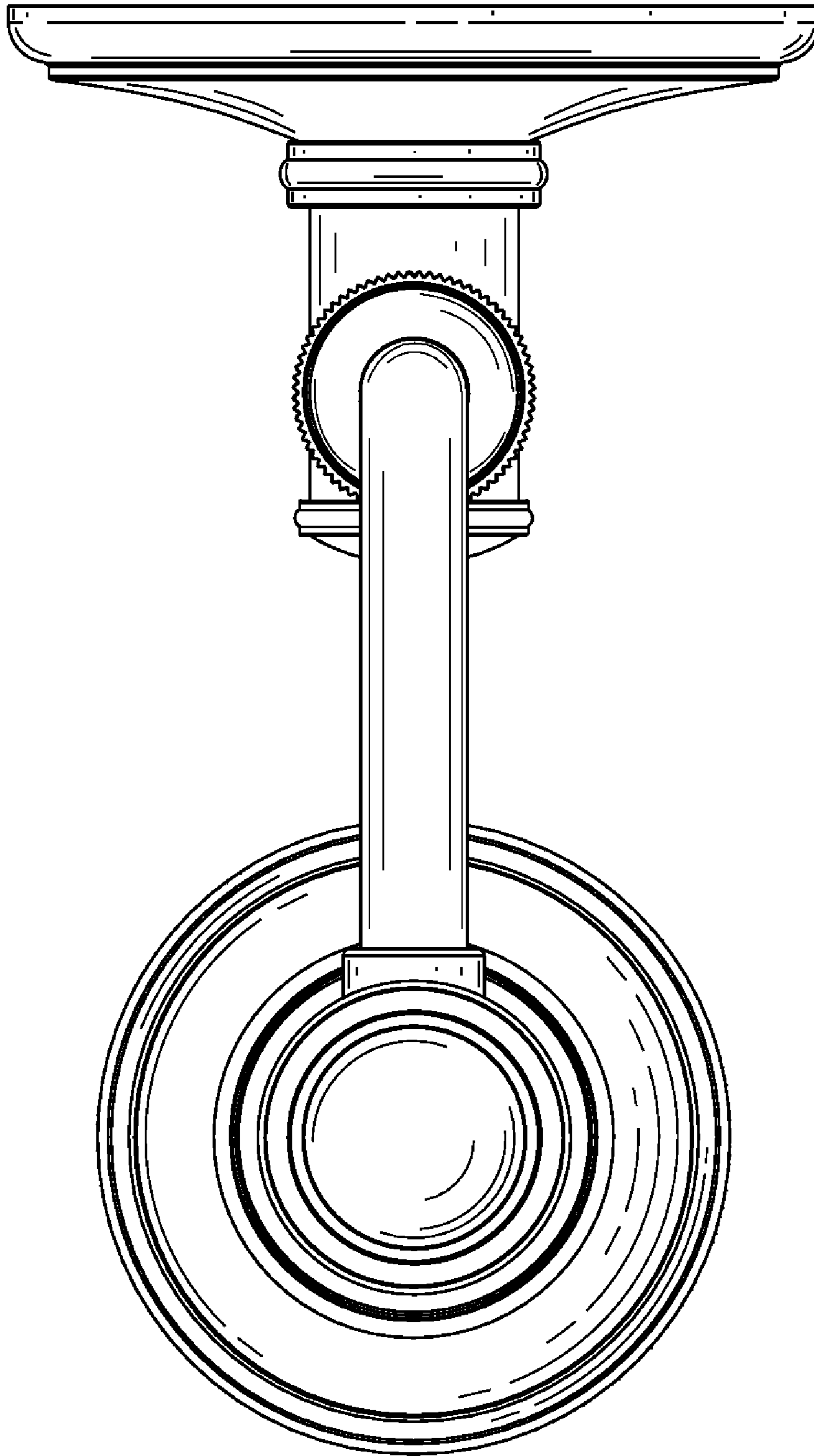


FIG. 5




FIG. 6