



US00D558382S

(12) **United States Design Patent**
Cesaro

(10) **Patent No.:** **US D558,382 S**

(45) **Date of Patent:** **** Dec. 25, 2007**

(54) **LIGHT FIXTURE**

(75) Inventor: **Luciano Cesaro**, Cesate (IT)

(73) Assignee: **Zumtobel Staff GmbH & Co. KG**,
Lemgo (DE)

(**) Term: **14 Years**

(21) Appl. No.: **29/280,132**

(22) Filed: **May 17, 2007**

Related U.S. Application Data

(62) Division of application No. 29/222,593, filed on Jan. 31, 2005.

(30) **Foreign Application Priority Data**

Jul. 30, 2004 (EM) 000 207758-001/02

(51) **LOC (8) Cl.** **26-03**

(52) **U.S. Cl.** **D26/86; D26/89**

(58) **Field of Classification Search** D26/85-90;
362/147, 404-408, 432

See application file for complete search history.

(56) **References Cited**

U.S. PATENT DOCUMENTS

D78,750 S * 6/1929 Gunnison D26/86

D97,996 S * 12/1935 Glatthar et al. D26/86
D110,505 S * 7/1938 Stewart D26/86
D132,865 S * 6/1942 Drollinger D14/209
D155,680 S * 10/1949 Baker D26/86
D169,063 S * 3/1953 Gregg D26/86
D212,899 S * 12/1968 Vesely et al. D26/24
D397,482 S * 8/1998 Binsukor D26/85
D406,674 S * 3/1999 Zuege D26/85
D485,002 S * 1/2004 Lin D26/85
D499,505 S * 12/2004 Benensohn D26/89

* cited by examiner

Primary Examiner—Clare E Heflin

(74) *Attorney, Agent, or Firm*—Fitzpatrick, Cella, Harper & Scinto

(57) **CLAIM**

The ornamental design for a light fixture, as shown and described.

DESCRIPTION

FIG. 1 is a perspective view showing the bottom, one side, and another, lateral side of the new design;

FIG. 2 is a view showing the one side of the design;

FIG. 3 is a view showing the bottom of the design; and,

FIG. 4 is a view of a top of the design.

1 Claim, 3 Drawing Sheets

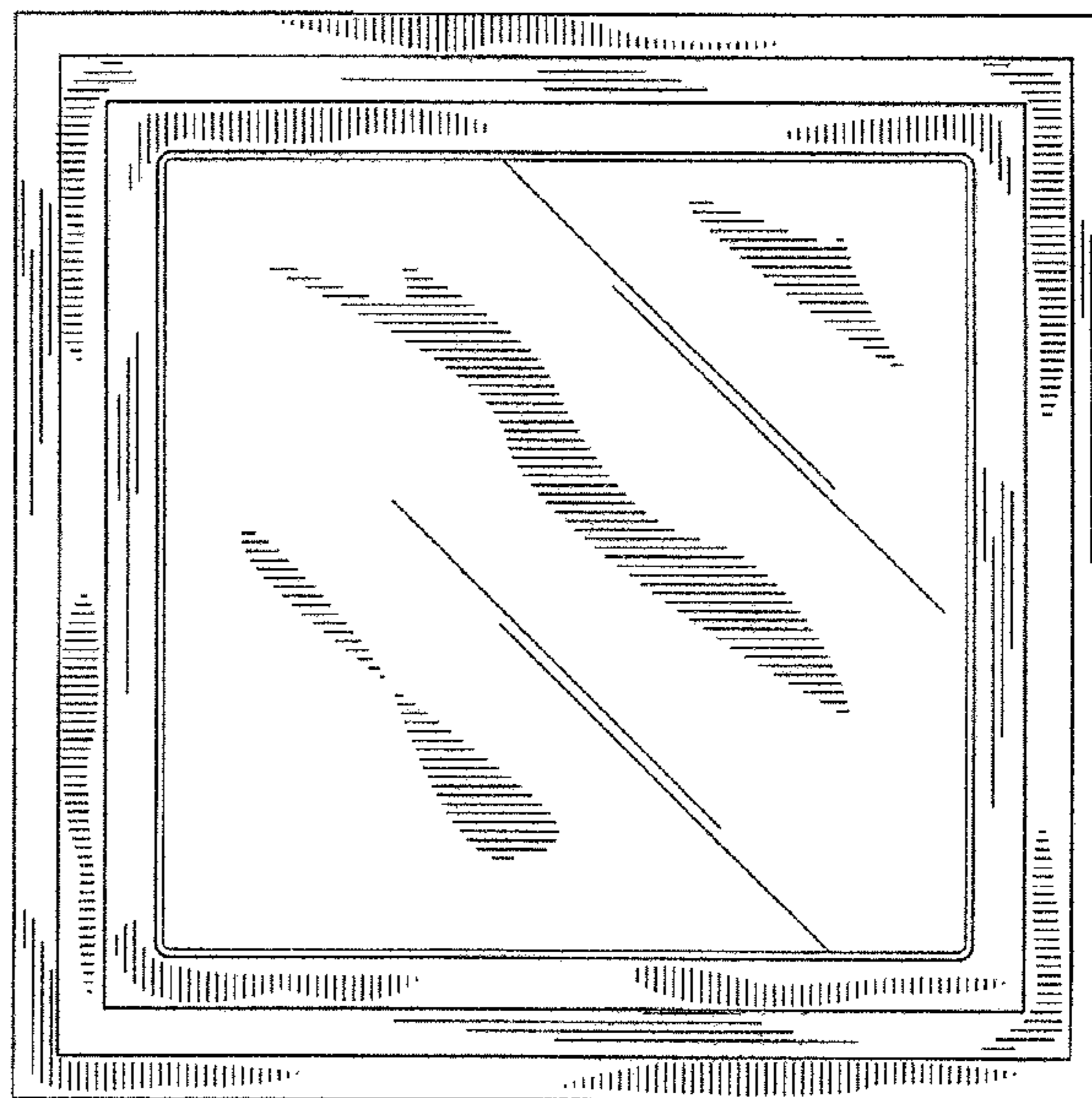
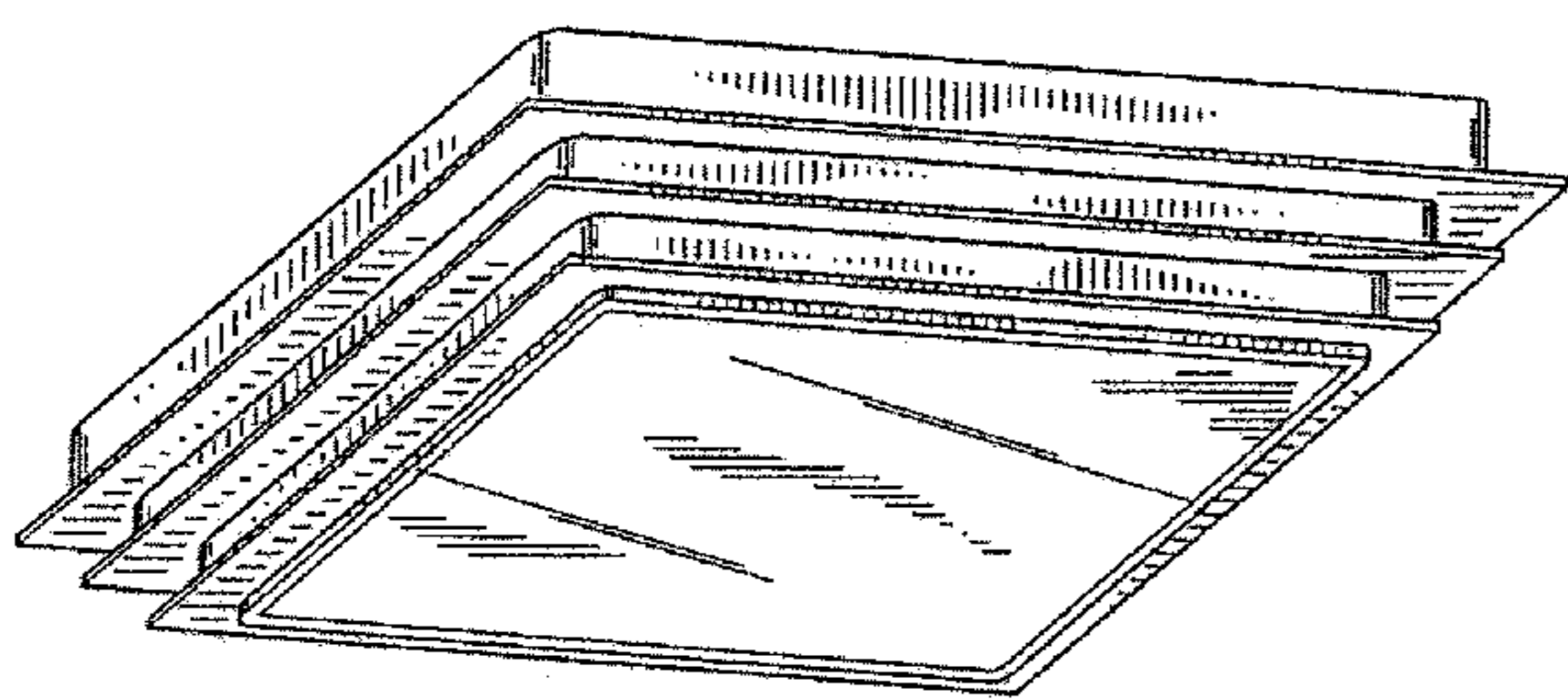


FIG. 1




FIG. 2




FIG. 3

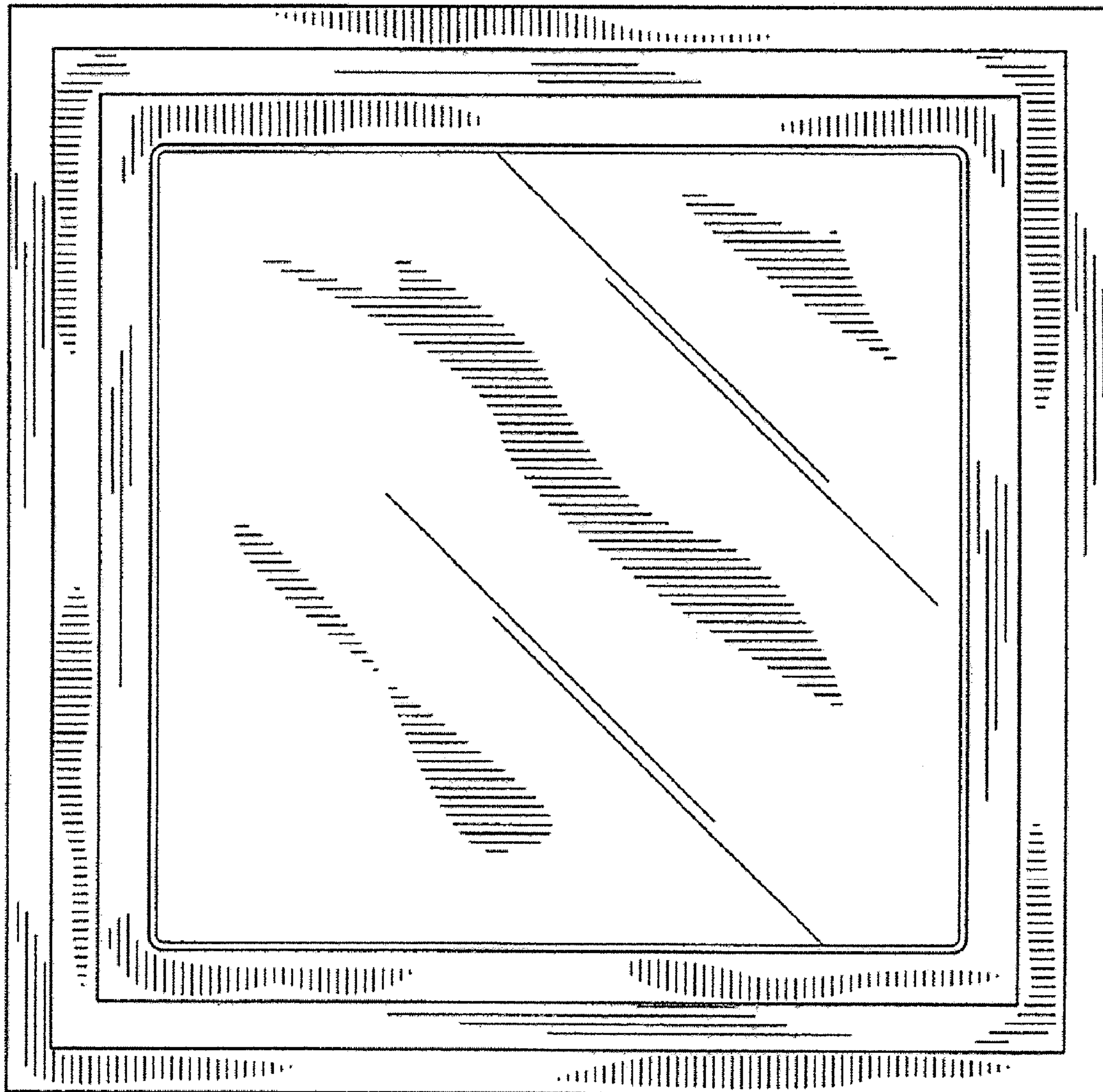


FIG. 4

