



US00D558380S

(12) **United States Design Patent**
Starck

(10) **Patent No.:** **US D558,380 S**

(45) **Date of Patent:** **** Dec. 25, 2007**

(54) **PENDANT LAMP**

(75) Inventor: **Philippe Starck**, Wii London (GB)

(73) Assignee: **FLOS S.p.A.** (IT)

(**) Term: **14 Years**

(21) Appl. No.: **29/239,926**

(22) Filed: **Oct. 6, 2005**

(30) **Foreign Application Priority Data**

Apr. 11, 2005 (EM) 000322094-0007

(51) **LOC (8) Cl.** **26-03**

(52) **U.S. Cl.** **D26/76**

(58) **Field of Classification Search** D26/72,
D26/74-79; 362/217-225, 283, 147, 363
See application file for complete search history.

(56) **References Cited**

U.S. PATENT DOCUMENTS

- D265,854 S * 8/1982 Maguire D26/78
- D292,026 S * 9/1987 Krol D26/77
- D300,471 S * 3/1989 Szymanek D26/76
- D334,076 S * 3/1993 Dieperink et al. D26/77

- D483,510 S * 12/2003 Fritze et al. D26/75
- D496,749 S * 9/2004 Kuebler D26/77
- D519,237 S * 4/2006 Kopp D26/76
- D536,819 S * 2/2007 Krahe, II D26/75

* cited by examiner

Primary Examiner—Catherine R. Oliver

Assistant Examiner—Susan E Krakower

(74) *Attorney, Agent, or Firm*—McGlew and Tuttle, P.C.

(57) **CLAIM**

The ornamental design for a pendant lamp, as shown and described.

DESCRIPTION

FIG. 1 is a perspective view of a pendant lamp showing my new design;

FIG. 2 is a front elevational view thereof, the rear view being identical;

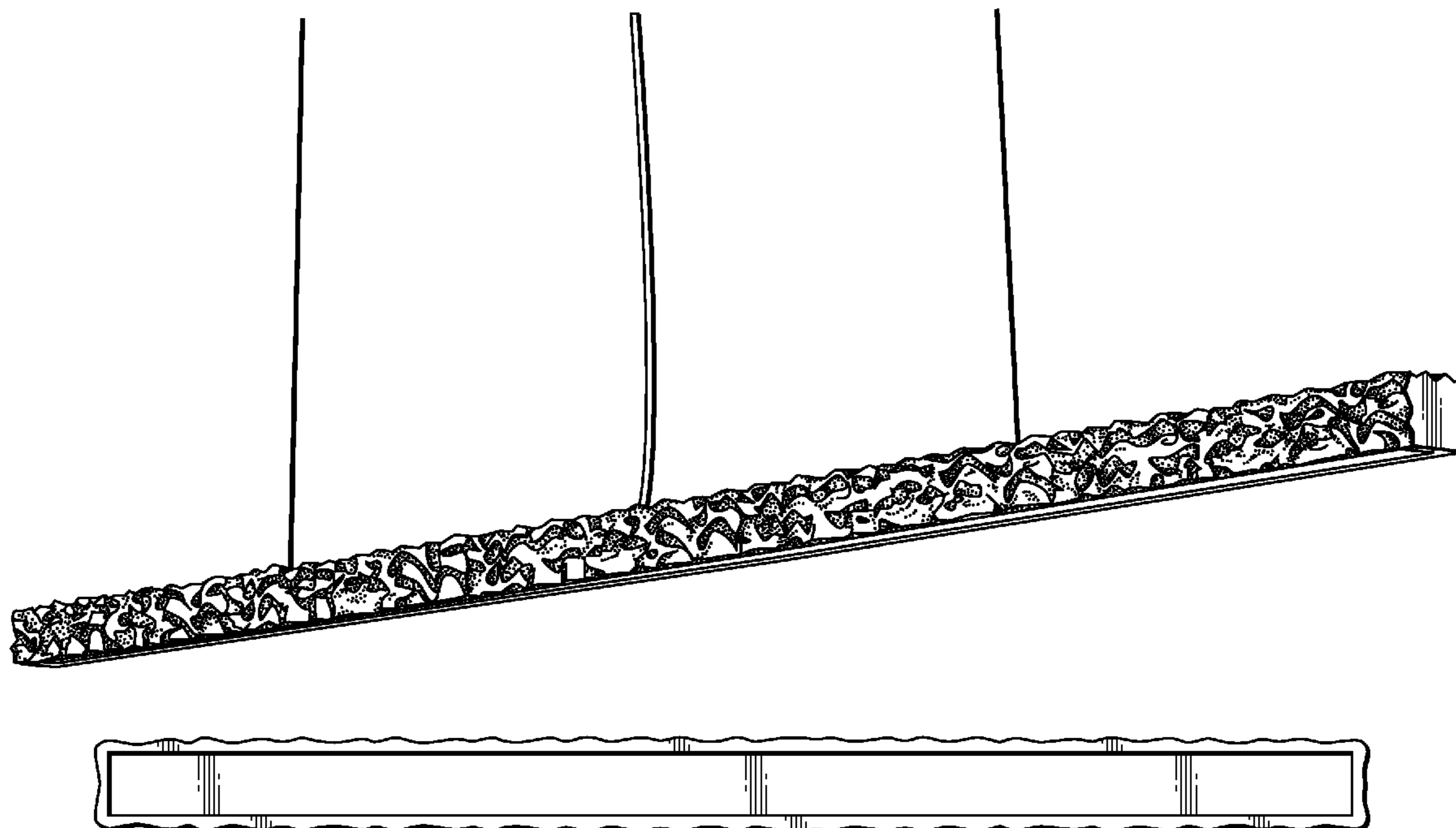
FIG. 3 is a top plan view thereof;

FIG. 4 is a bottom plan view thereof;

FIG. 5 is a right side elevational view thereof; and,

FIG. 6 is a left side elevational view thereof.

1 Claim, 2 Drawing Sheets



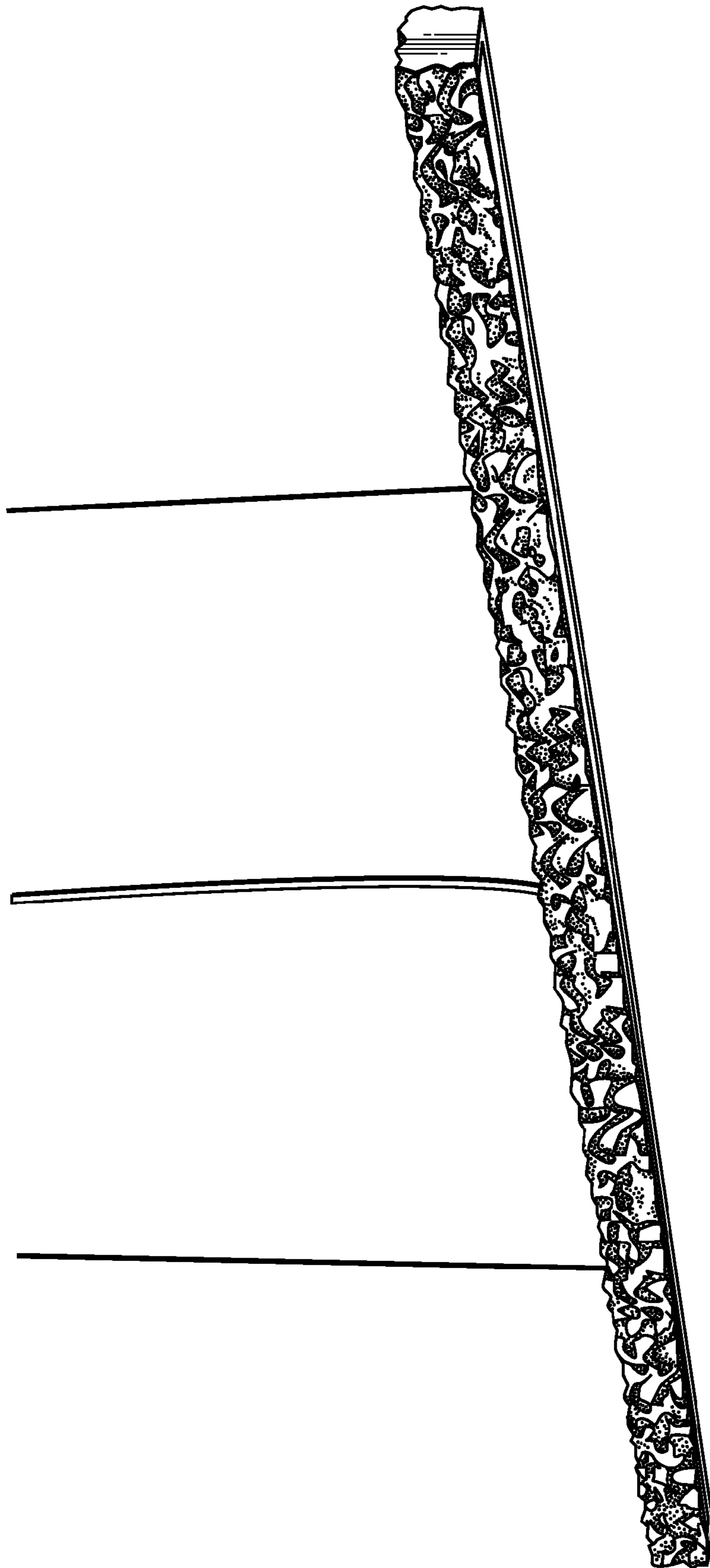


FIG. 1

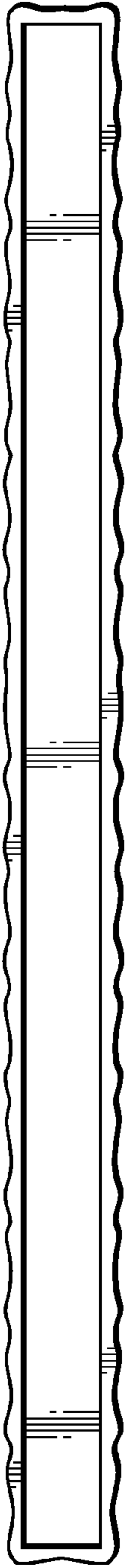


FIG. 4




FIG. 5

FIG. 2

FIG. 6

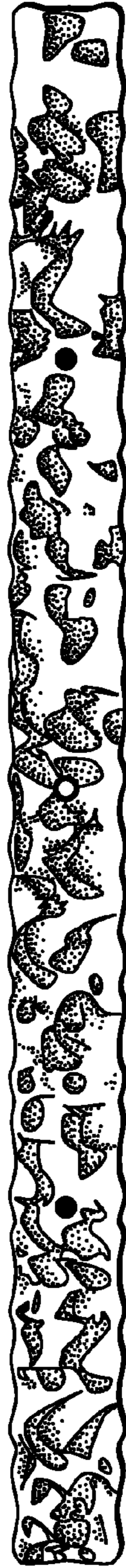


FIG. 3