



US00D558373S

(12) **United States Design Patent**  
**Flaherty et al.**

(10) **Patent No.:** **US D558,373 S**  
(45) **Date of Patent:** **\*\* Dec. 25, 2007**

(54) **LIGHTED BOLLARD**

(57) **CLAIM**

(75) Inventors: **Richard A. Flaherty**, Grapview, WA (US); **Matthew A. Gray**, Bremerton, WA (US); **Michael P. Coffey**, Port Orchard, WA (US)

The ornamental design for the lighted bollard, as shown and described.

(73) Assignee: **Leader Manufacturing, Inc.**, Port Orchard, WA (US)

**DESCRIPTION**

(\*\*) Term: **14 Years**

FIG. 1 is a front elevation view of the lighted post of the present invention, which is identical to the rear elevation view, wherein the dotted lines showing additional construction details are for illustrative purposes only and do not form any part of the claimed design;

(21) Appl. No.: **29/242,030**

FIG. 2 is a left side elevation view of the post of FIG. 1;

(22) Filed: **Nov. 3, 2005**

FIG. 3 is a right side elevation view of the post of FIG. 1;

(51) **LOC (8) Cl.** ..... **26-05**

FIG. 4 is a top plan view of the lighted post of FIG. 1, the bottom plan view of which forms no part of the invention;

(52) **U.S. Cl.** ..... **D26/68**

FIG. 5 is front elevation view of another embodiment of the lighted post of the present invention, which is identical to the rear elevation view, wherein the dotted lines showing additional construction details are for illustrative purposes only and do not form any part of the claimed design;

(58) **Field of Classification Search** ..... D26/67, D26/68, 70, 71, 72, 85, 87, 91, 92, 128; 362/145, 362/153, 153.1, 157, 183, 190, 191, 266, 362/362, 431, 812; D25/126

See application file for complete search history.

FIG. 6 is a left side elevation view of the lighted post of FIG. 5;

(56) **References Cited**

FIG. 7 is a right side elevation view of the lighted post of FIG. 5;

**U.S. PATENT DOCUMENTS**

1,034,211 A \* 7/1912 De Palma ..... 362/431  
D158,821 S \* 5/1950 Walter ..... D26/68

FIG. 8 is a top plan view of the lighted post of FIG. 10, the bottom plan view of which forms no part of the invention;

(Continued)

**OTHER PUBLICATIONS**

All bollard designs by sitespecifier on webpage titled: "Bollards". Found online at sitespecifier.com on May 18, 2007.\*

FIG. 9 is a front elevation view of another embodiment of the lighted post of the present invention, which is identical to the rear elevation view, wherein the dotted lines showing additional construction details are for illustrative purposes only and do not form any part of the claimed design;

All "Lighted Bollard Styles" by King Luminaire at kingluminaire.com. © 2007.\*

FIG. 10 is a left side elevation view of the lighted post of FIG. 9;

All "Unit Bollard Styles" by King Luminaire at kingluminaire.com. © 2007.\*

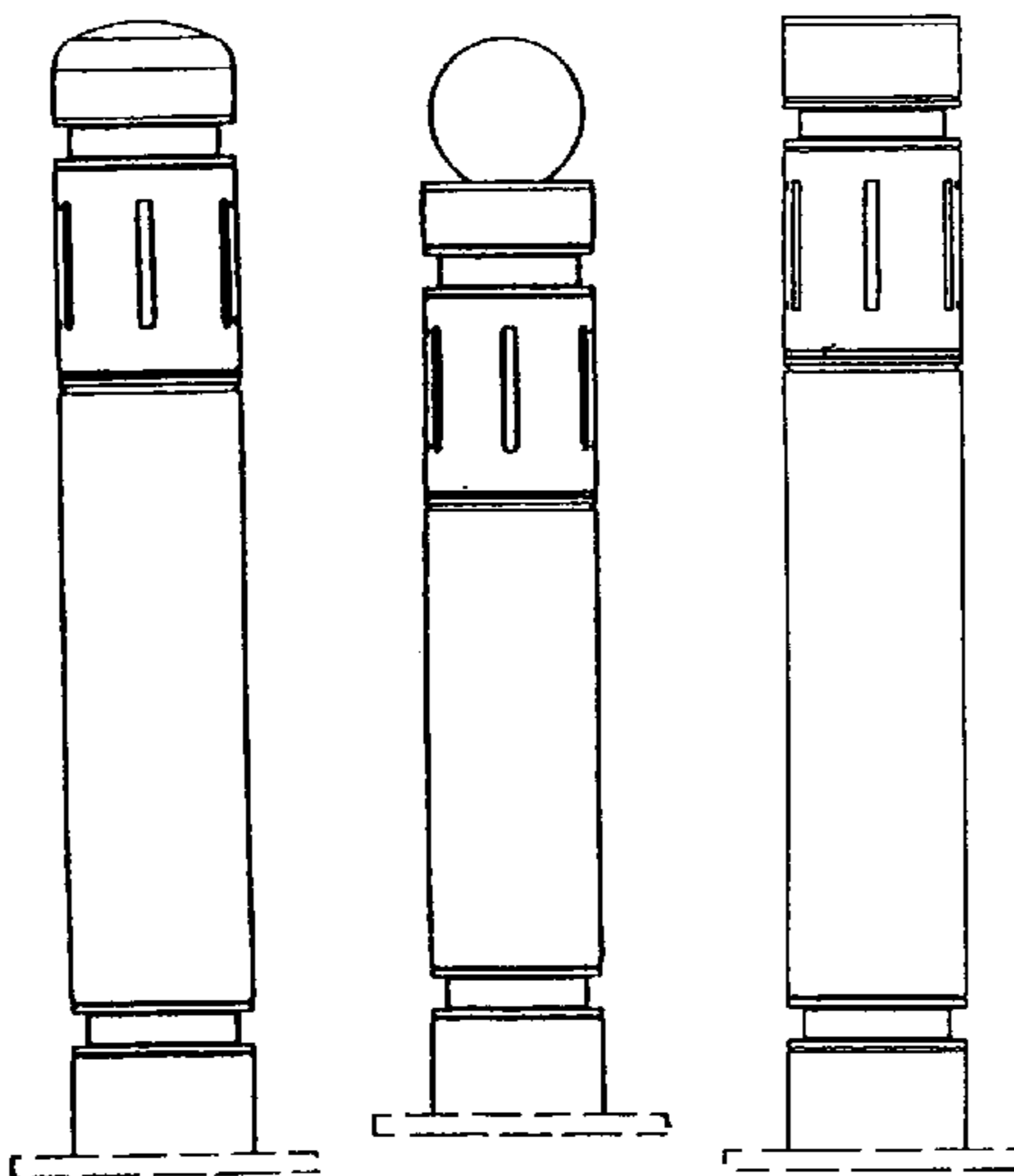
FIG. 11 is a right side elevation view of the lighted post of FIG. 2; and,

*Primary Examiner*—Clare E Heflin

FIG. 12 is a top plan view of the lighted post of FIG. 9, the bottom plan view of which forms no part of the invention.

(74) *Attorney, Agent, or Firm*—Van Dyke, Gardner, Linn & Burkhardt, LLP

**1 Claim, 3 Drawing Sheets**



# US D558,373 S

Page 2

---

## U.S. PATENT DOCUMENTS

D318,136 S *	7/1991	Kira .....	D26/68	D440,339 S *	4/2001	Landefeld .....	D26/68
D426,013 S *	5/2000	Landefeld .....	D26/68	D442,312 S *	5/2001	Metcheat, III .....	D26/68
D435,130 S *	12/2000	Landefeld .....	D26/68	D479,355 S *	9/2003	Dalton et al. ....	D26/67
D435,309 S *	12/2000	Landefeld .....	D26/68	2002/0114170 A1*	8/2002	Chen et al. ....	362/153.1
D439,000 S *	3/2001	Landefeld .....	D26/68	2005/0231938 A1*	10/2005	Venegas .....	362/153.1

\* cited by examiner

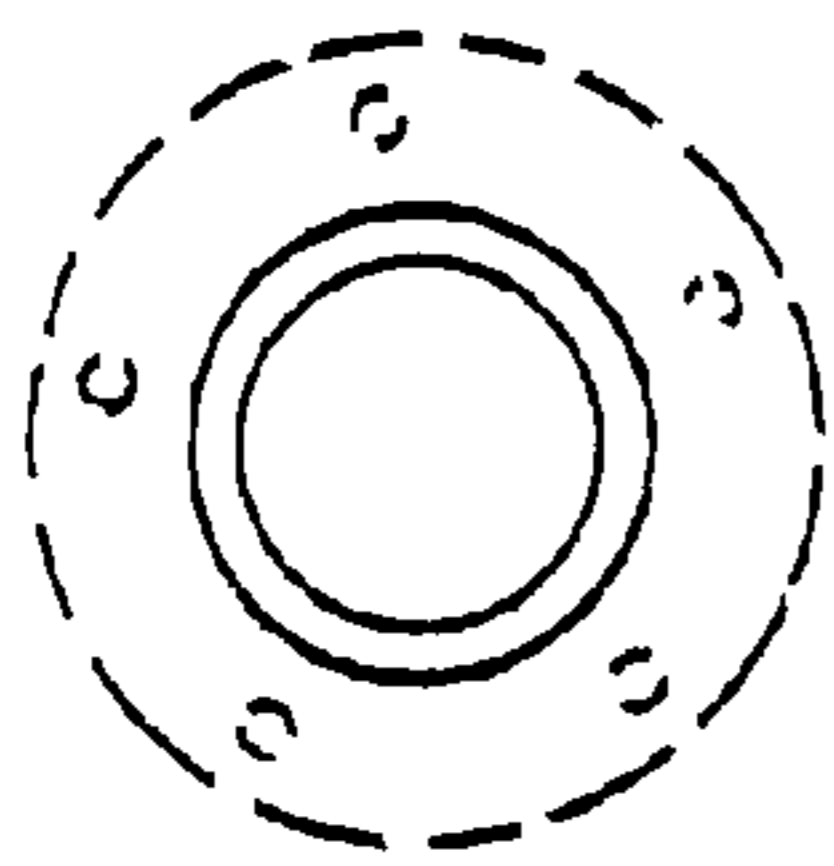


FIG. 4




FIG. 3




FIG. 1




FIG. 2

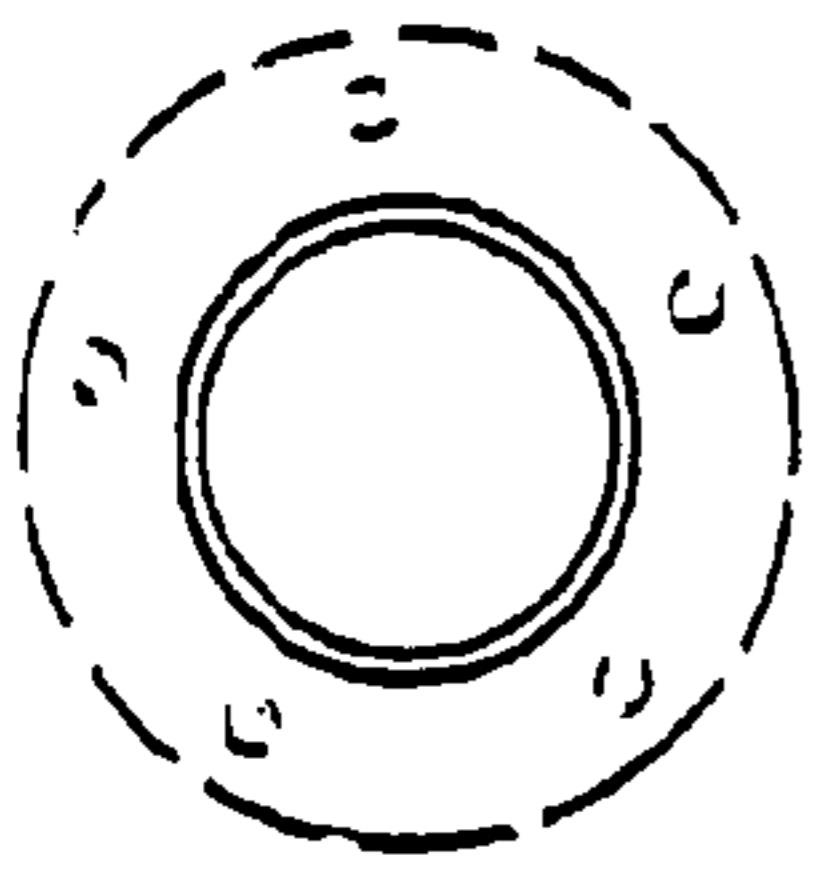


FIG. 8

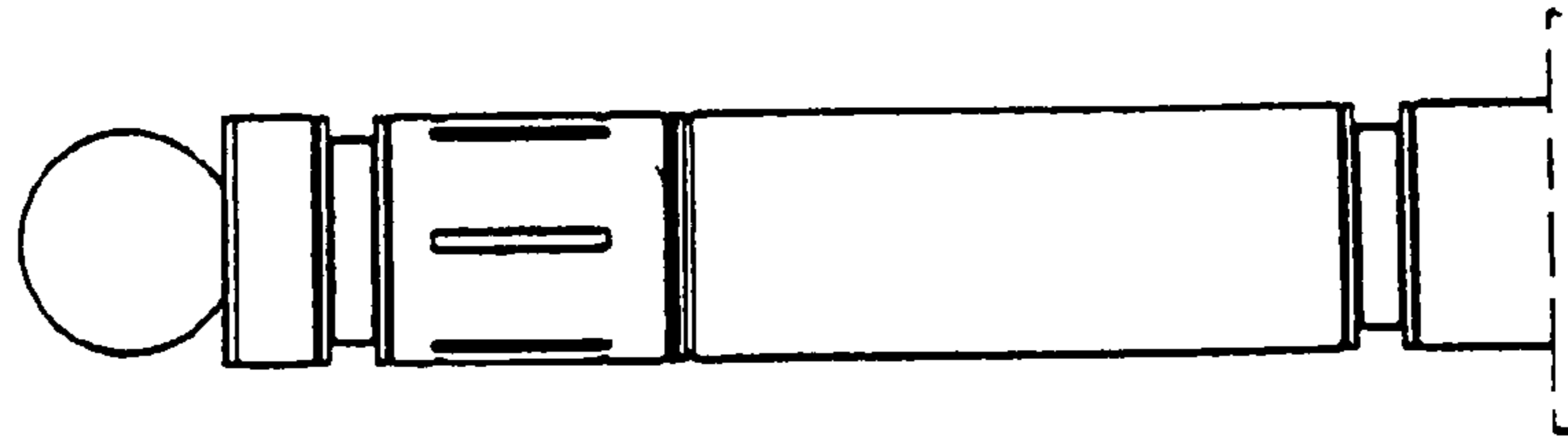


FIG. 7

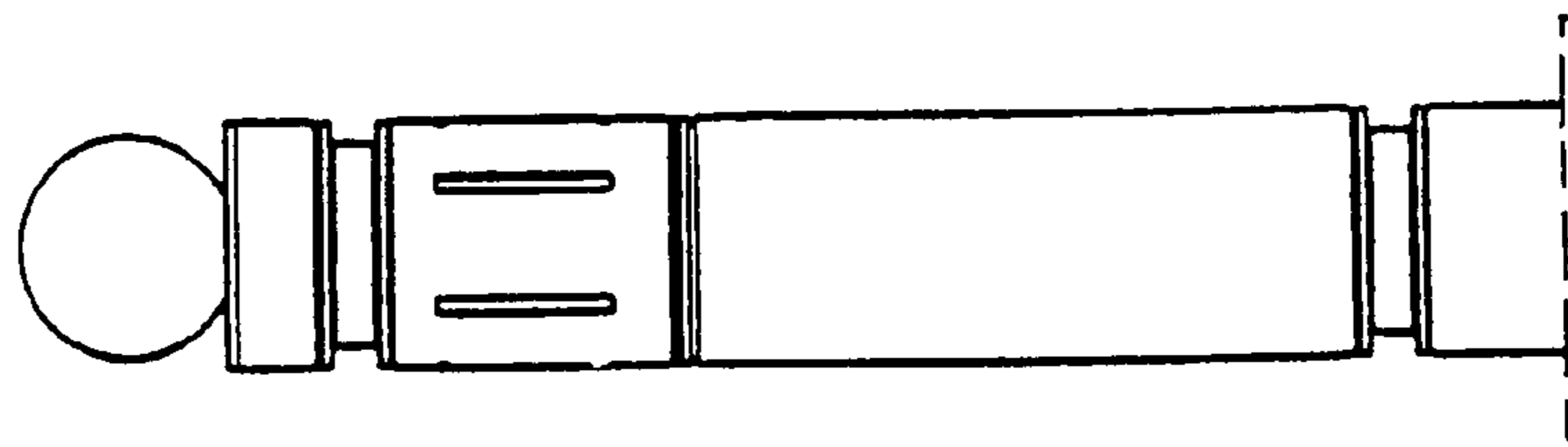


FIG. 5

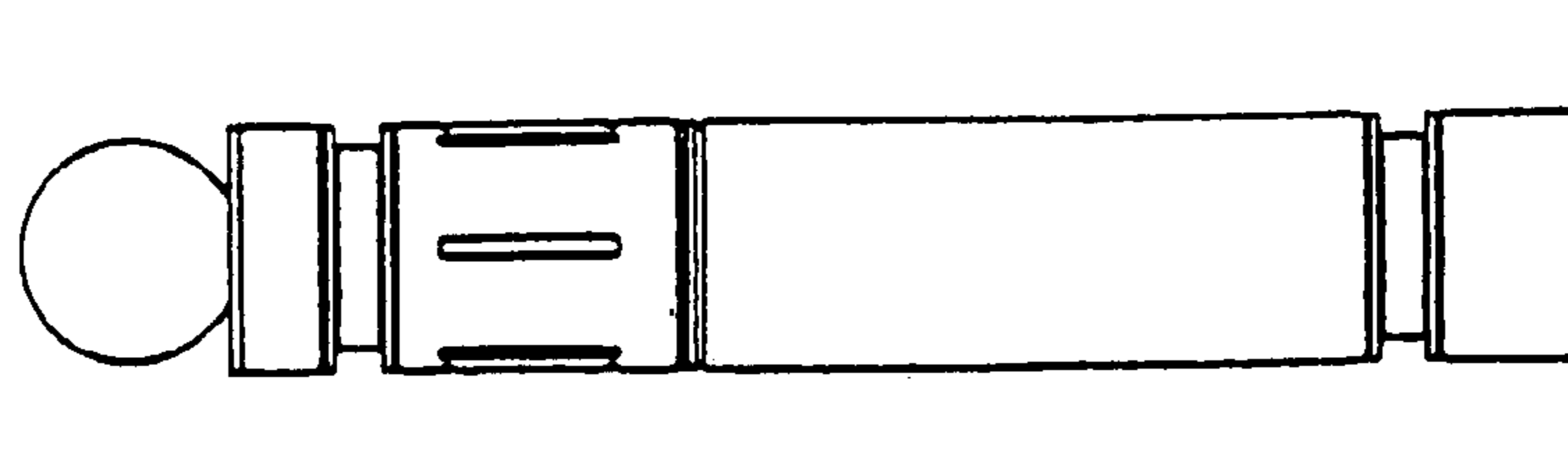


FIG. 6




FIG. 11




FIG. 9




FIG. 10

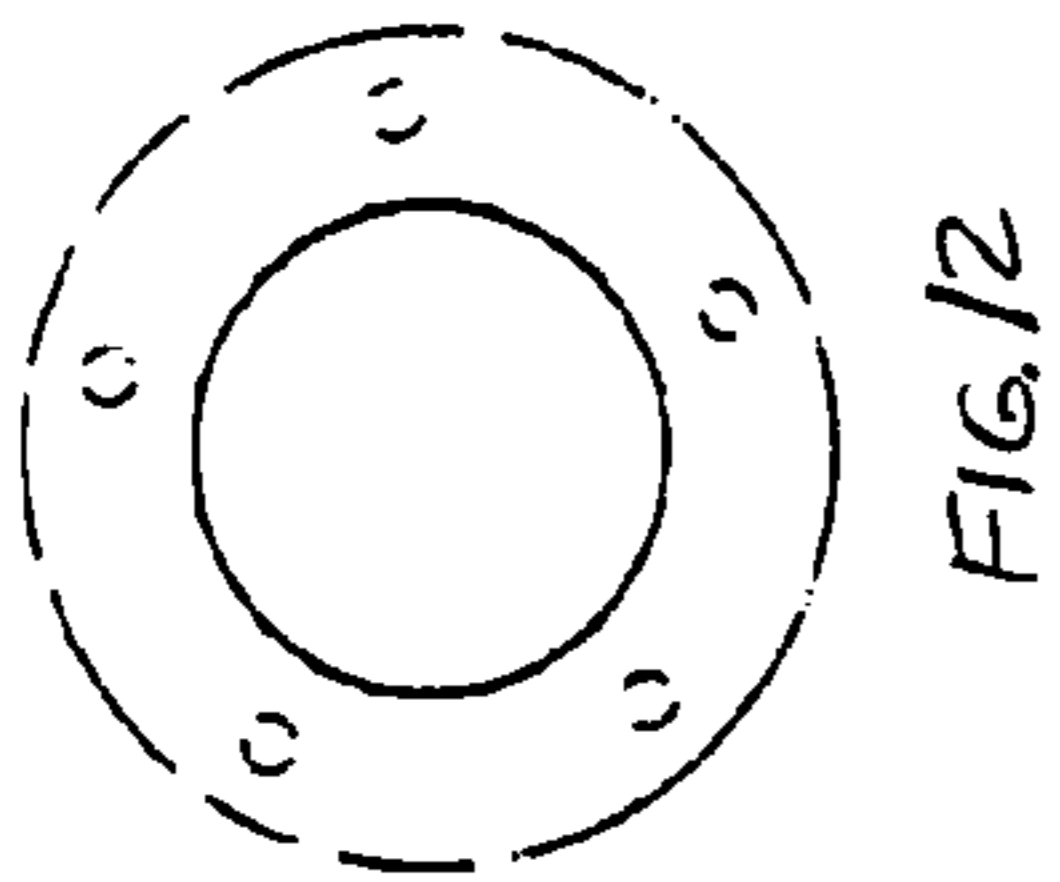


FIG. 12

UNITED STATES PATENT AND TRADEMARK OFFICE  
**CERTIFICATE OF CORRECTION**

PATENT NO. : Des. 558,373 S  
APPLICATION NO. : 29/242030  
DATED : December 25, 2007  
INVENTOR(S) : Robert A. Flaherty, Matthew A. Gray and Michael P. Coffey

Page 1 of 1

It is certified that error appears in the above-identified patent and that said Letters Patent is hereby corrected as shown below:

Title page

DESCRIPTION:

FIG. 8, "FIG. 10" should be --FIG. 5--.

FIG. 11, "FIG 2" should be --FIG. 9--.

Signed and Sealed this

Second Day of December, 2008

A handwritten signature in black ink that reads "Jon W. Dudas". The signature is written in a cursive style with a large initial 'J' and 'D'.

JON W. DUDAS

*Director of the United States Patent and Trademark Office*