



US00D558371S

(12) **United States Design Patent**
Meda et al.

(10) **Patent No.:** **US D558,371 S**

(45) **Date of Patent:** **** Dec. 25, 2007**

(54) **LAMP HEAD**

(75) Inventors: **Alberto Meda**, Milan (IT); **Paolo Rizzatto**, Milan (IT)

(73) Assignee: **Luceplan S.p.A.**, Milan (IT)

(**) Term: **14 Years**

(21) Appl. No.: **29/247,103**

(22) Filed: **May 31, 2006**

(30) **Foreign Application Priority Data**

Dec. 2, 2005 (EM) 000442009

(51) **LOC (8) Cl.** **26-05**

(52) **U.S. Cl.** **D26/62**

(58) **Field of Classification Search** D26/60-66,
D26/107; 362/410-414, 418, 427, 269, 275,
362/287, 419, 277, 282, 285, 371, 804
See application file for complete search history.

(56) **References Cited**

U.S. PATENT DOCUMENTS

- 4,494,177 A * 1/1985 Matthews 362/402
- D334,759 S * 4/1993 Meyer et al. D16/135
- D386,272 S * 11/1997 Brown D26/62
- D392,404 S * 3/1998 Brown D26/62
- D448,507 S * 9/2001 Shen D26/63
- D472,659 S * 4/2003 Wang D26/63
- D483,147 S * 12/2003 Farmer D26/118

D490,553 S * 5/2004 Waldmann D26/61
2003/0179572 A1 * 9/2003 Schnell 362/191

* cited by examiner

Primary Examiner—Clare E. Heflin

Assistant Examiner—Barbara Fox

(74) *Attorney, Agent, or Firm*—Sheridan Ross P.C.

(57) **CLAIM**

The ornamental design for a lamp head, as shown and described.

DESCRIPTION

FIG. 1 is front elevation view of a lamp head showing our new design;

FIG. 2 is a left elevation view of the design illustrated in FIG. 1;

FIG. 3 is a rear elevation view of the design illustrated in FIG. 1;

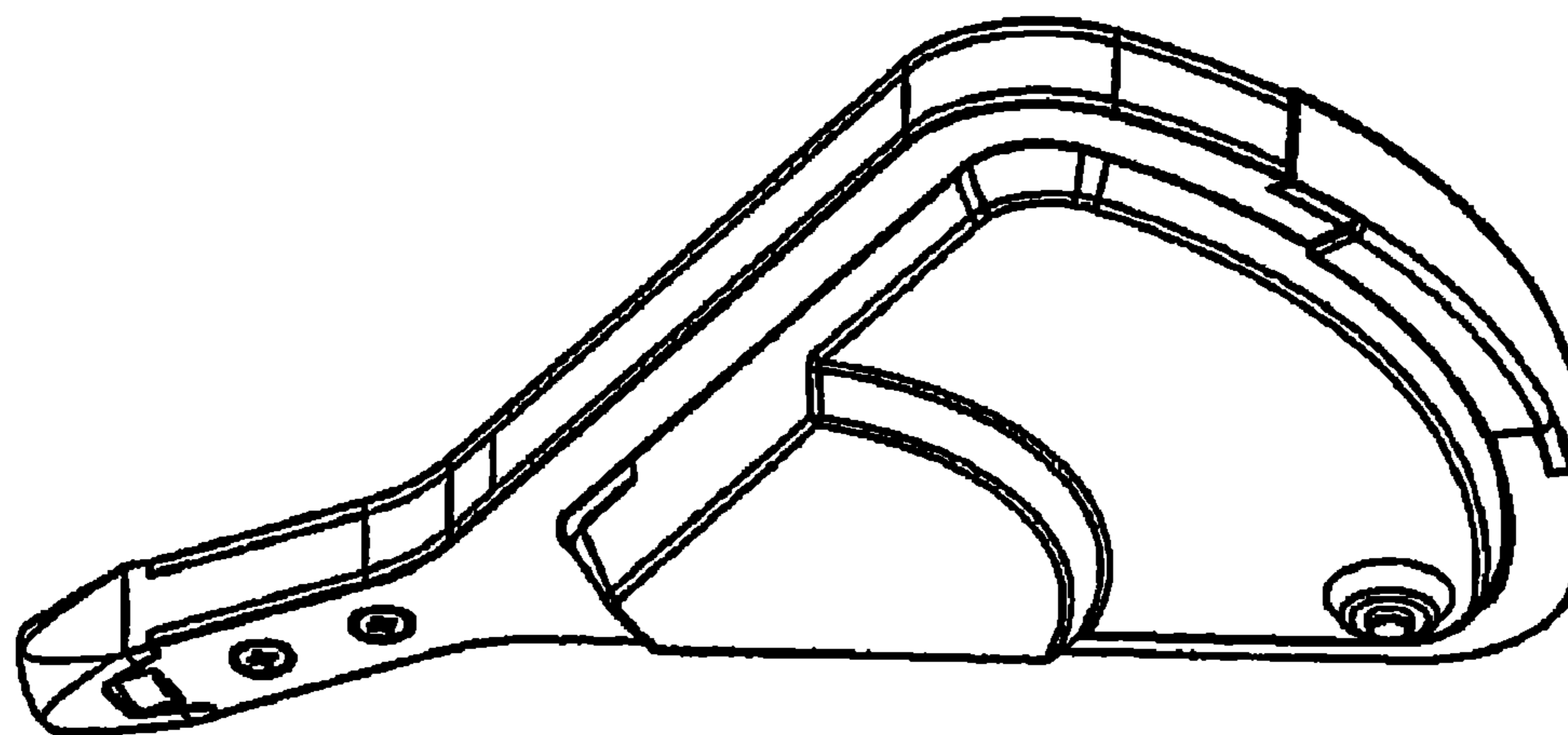
FIG. 4 is a right elevation view of the design illustrated in FIG. 1;

FIG. 5 is a bottom plan view of the design illustrated in FIG. 1;

FIG. 6 is a top plan view of the design illustrated in FIG. 1; and,

FIG. 7 is a perspective view of the design illustrated in FIG. 1.

1 Claim, 2 Drawing Sheets



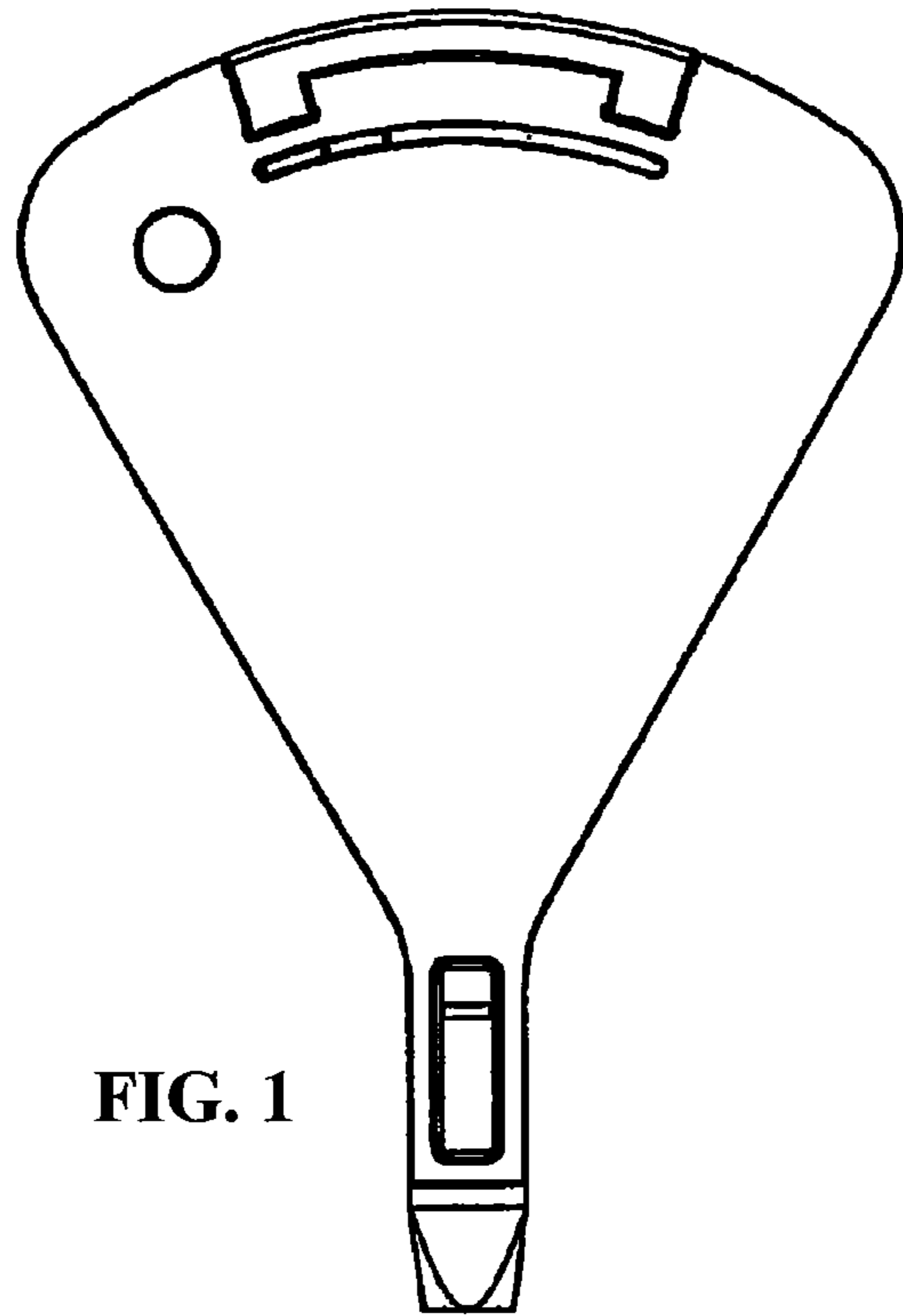


FIG. 1



FIG. 2

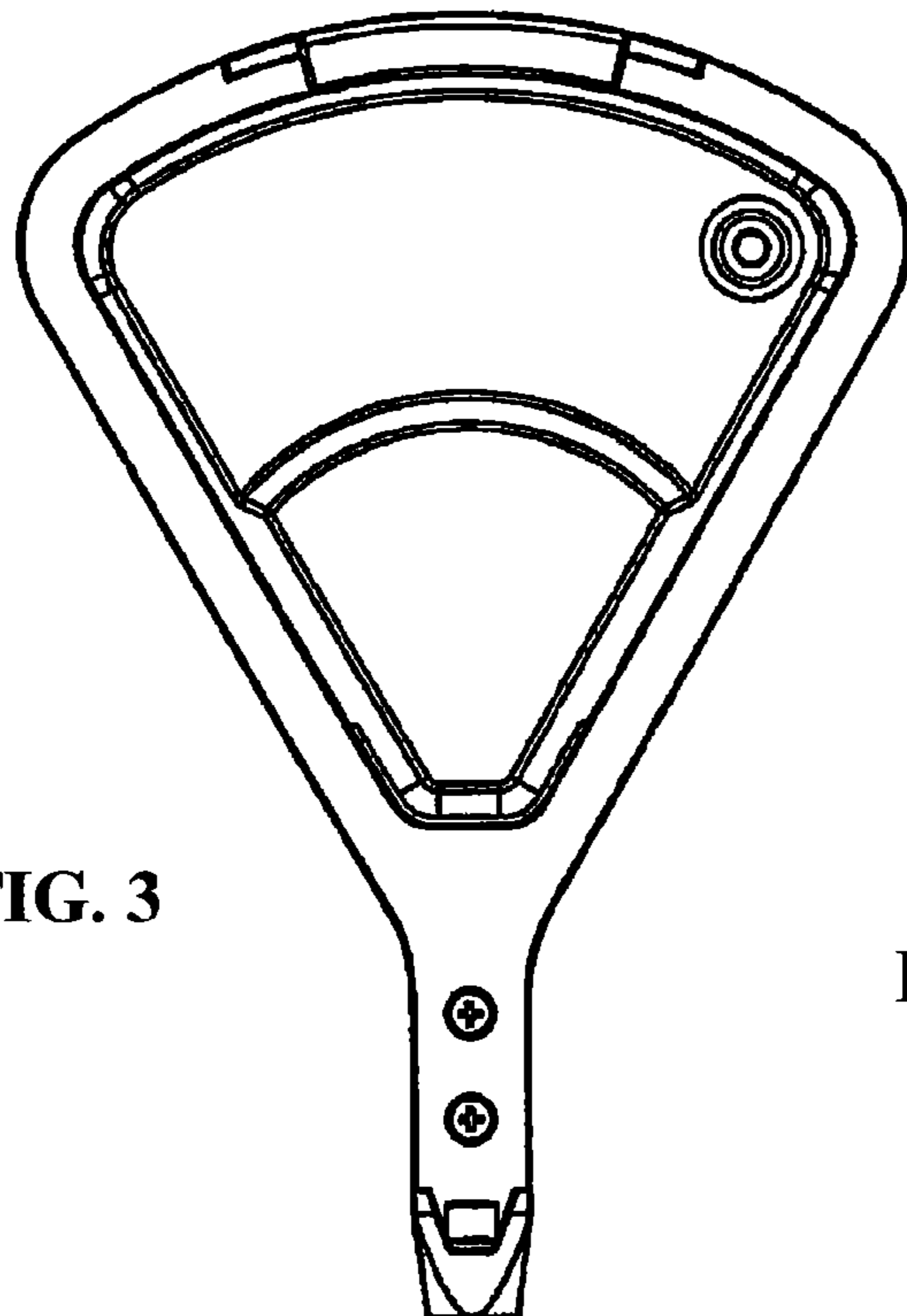


FIG. 3

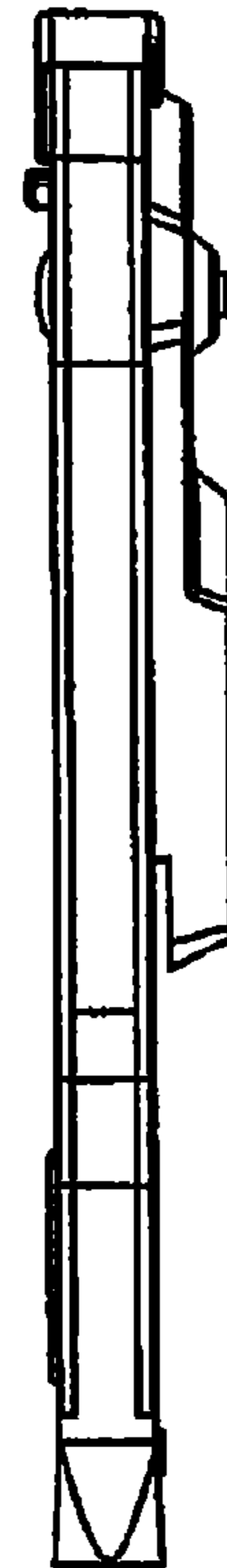


FIG. 4

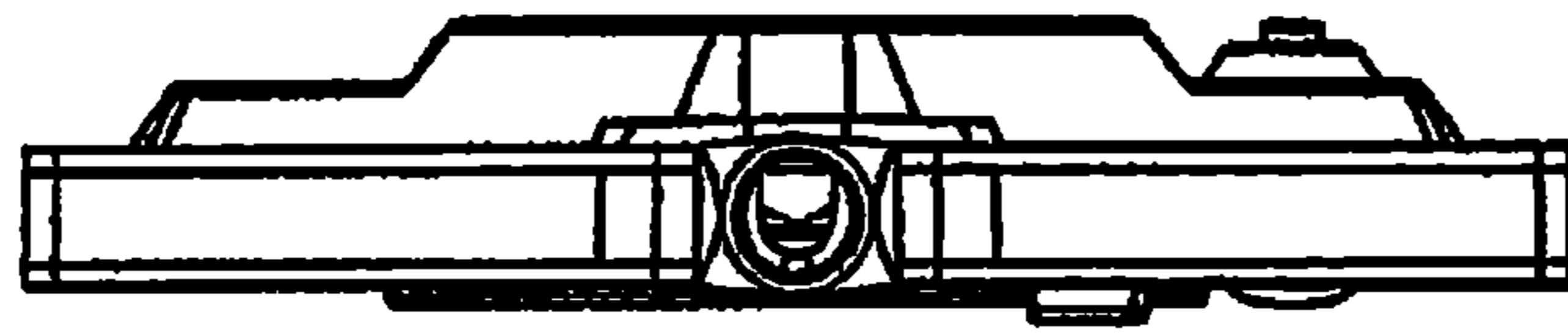


FIG. 5




FIG. 6

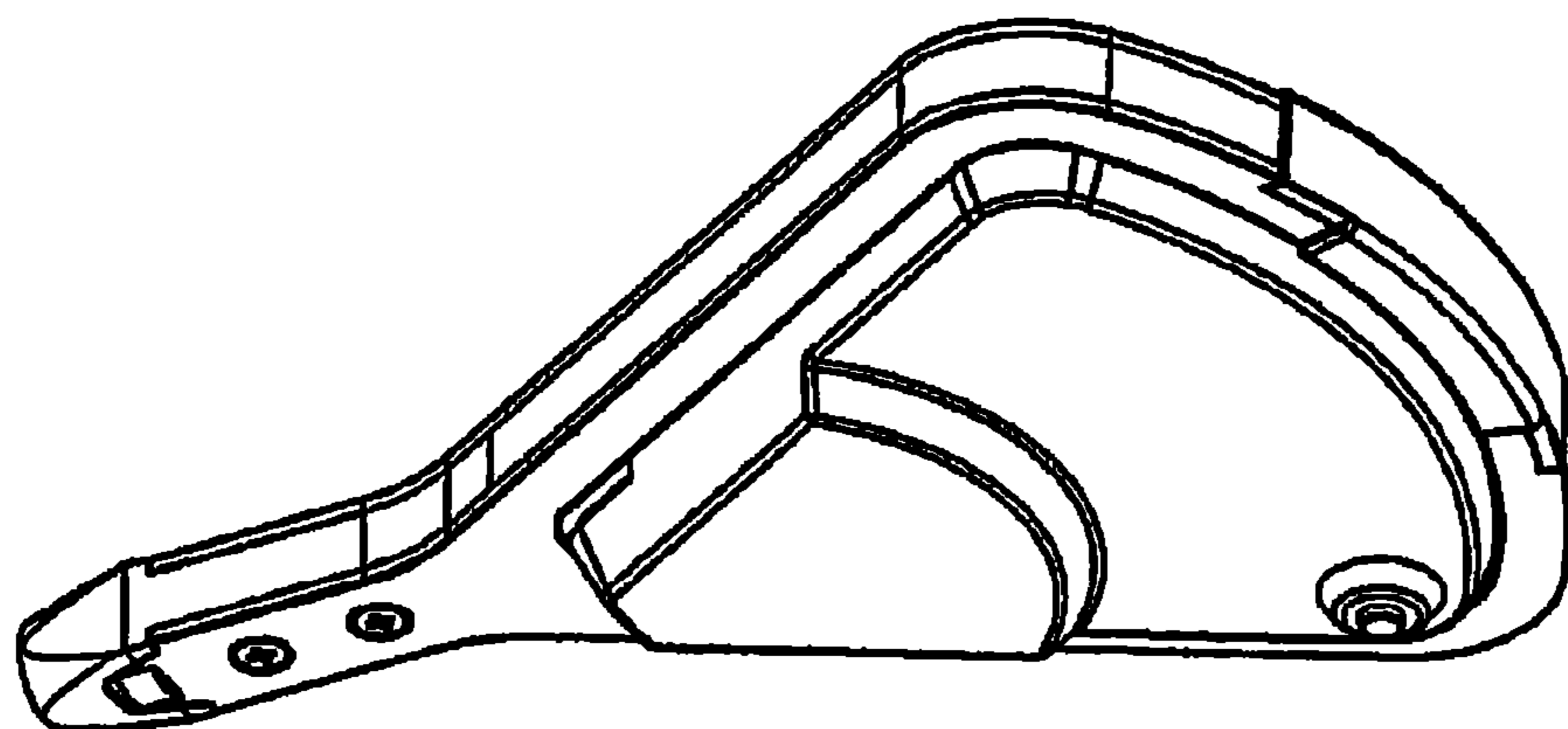


FIG. 7