



US00D558364S

(12) **United States Design Patent**
Chung

(10) **Patent No.:** **US D558,364 S**

(45) **Date of Patent:** **** Dec. 25, 2007**

(54) **BALUSTER**

6,240,698 B1 * 6/2001 Chung 52/720.2

(76) Inventor: **Min-Ju Chung**, 3F, No. 21, Lane 83,
Rong-Hsing St., Tou-Chia Tsun,
Tan-Tzu Hsiang, Taichung Hsien (TW)

* cited by examiner

Primary Examiner—Doris Clark
(74) *Attorney, Agent, or Firm*—Caesar, Rivise, Bernstein,
Cohen & Pokotilow, Ltd.

(**) Term: **14 Years**

(21) Appl. No.: **29/275,007**

(57) **CLAIM**

(22) Filed: **Dec. 8, 2006**

The ornamental design for baluster, as shown and described.

DESCRIPTION

(51) **LOC (8) Cl.** **25-01**
(52) **U.S. Cl.** **D25/126; D25/38**
(58) **Field of Classification Search** 52/720.2;
D25/38, 126; 256/1, 19, 65.14
See application file for complete search history.

FIG. 1 is a perspective view of baluster showing my new design;
FIG. 2 is a front elevational view thereof;
FIG. 3 is a rear elevational view thereof;
FIG. 4 is a left side elevational view thereof;
FIG. 5 is a right side elevational view thereof;
FIG. 6 is a top plan view thereof; and,
FIG. 7 is a bottom plan view thereof.

(56) **References Cited**

U.S. PATENT DOCUMENTS

D315,415 S * 3/1991 Anthony et al. D25/126
5,035,401 A * 7/1991 Solter 256/19

1 Claim, 6 Drawing Sheets






FIG. 1




FIG. 2




FIG. 3



FIG. 4




FIG. 5

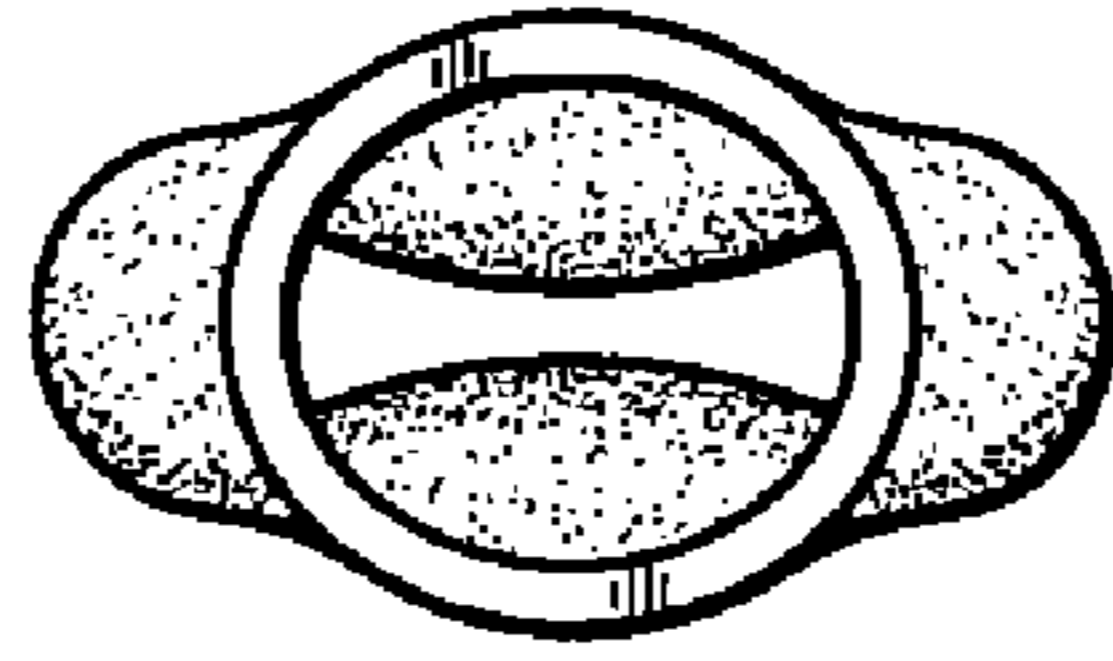


FIG. 6

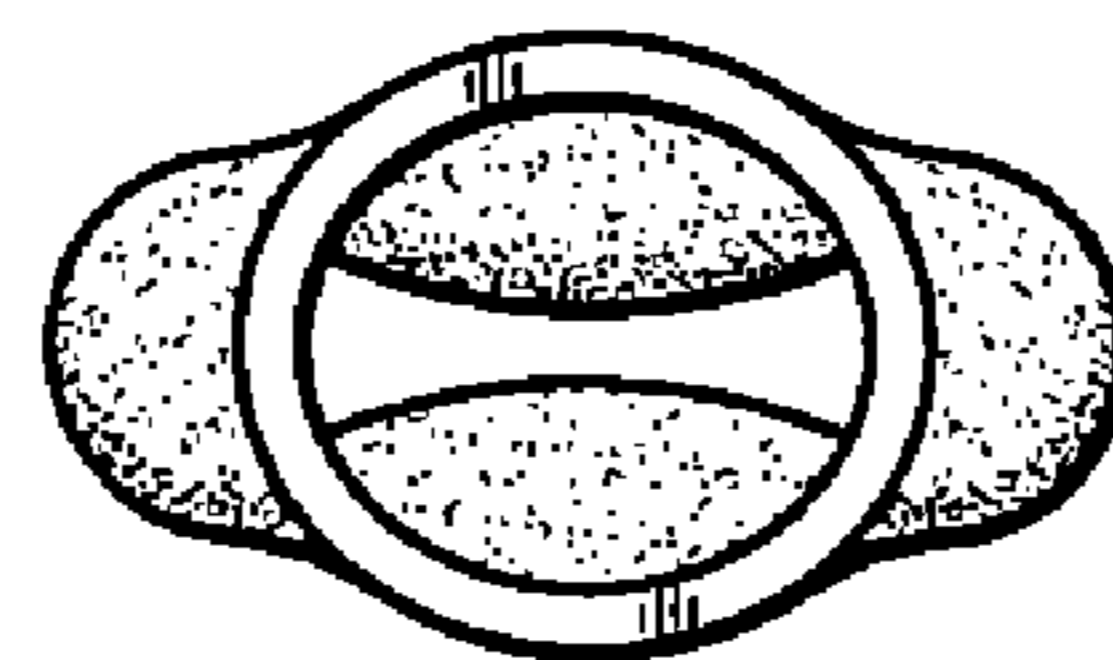


FIG. 7