



US00D558348S

(12) **United States Design Patent**  
**Anitua Aldecoa**

(10) **Patent No.:** **US D558,348 S**

(45) **Date of Patent:** **\*\* Dec. 25, 2007**

(54) **DENTAL INSTRUMENT**

(75) Inventor: **Eduardo Anitua Aldecoa**, Victoria (ES)

(73) Assignee: **Biotechnology Institute, I Mas D, S.L.**, Victoria (ES)

(\*\*) Term: **14 Years**

(21) Appl. No.: **29/266,491**

(22) Filed: **Sep. 22, 2006**

(30) **Foreign Application Priority Data**

Mar. 22, 2006 (ES) ..... 503027

(51) **LOC (8) Cl.** ..... **24-02**

(52) **U.S. Cl.** ..... **D24/152**

(58) **Field of Classification Search** ..... D24/152,  
D24/154, 133; 433/3, 141, 114, 119, 118,  
433/321, 322; 604/1

See application file for complete search history.

(56) **References Cited**

U.S. PATENT DOCUMENTS

- D26,678 S \* 2/1897 Ivory ..... D24/154
- 3,672,378 A \* 6/1972 Silverman ..... 132/329
- 4,577,649 A \* 3/1986 Shimenkov ..... 132/329
- D293,272 S \* 12/1987 de Meij ..... D2/954
- 5,326,261 A \* 7/1994 Rains ..... 433/141
- 5,501,597 A \* 3/1996 Wilson ..... 433/141
- D413,382 S \* 8/1999 Maissami ..... D24/152

- D427,681 S \* 7/2000 Maissami ..... D24/152
- D440,305 S \* 4/2001 Mark ..... D24/119
- D458,456 S \* 6/2002 Dragan et al. .... D24/152
- D458,682 S \* 6/2002 Szymaitis ..... D24/152

FOREIGN PATENT DOCUMENTS

- GB 2043868 \* 3/1995
- GB 2064296 \* 6/1997

\* cited by examiner

*Primary Examiner*—Charles A. Rademaker

(74) *Attorney, Agent, or Firm*—Browdy and Neimark, PLLC

(57) **CLAIM**

The ornamental design for a dental instrument, as shown and described.

**DESCRIPTION**

FIG. 1 is a front perspective view of a dental instrument showing my new design;

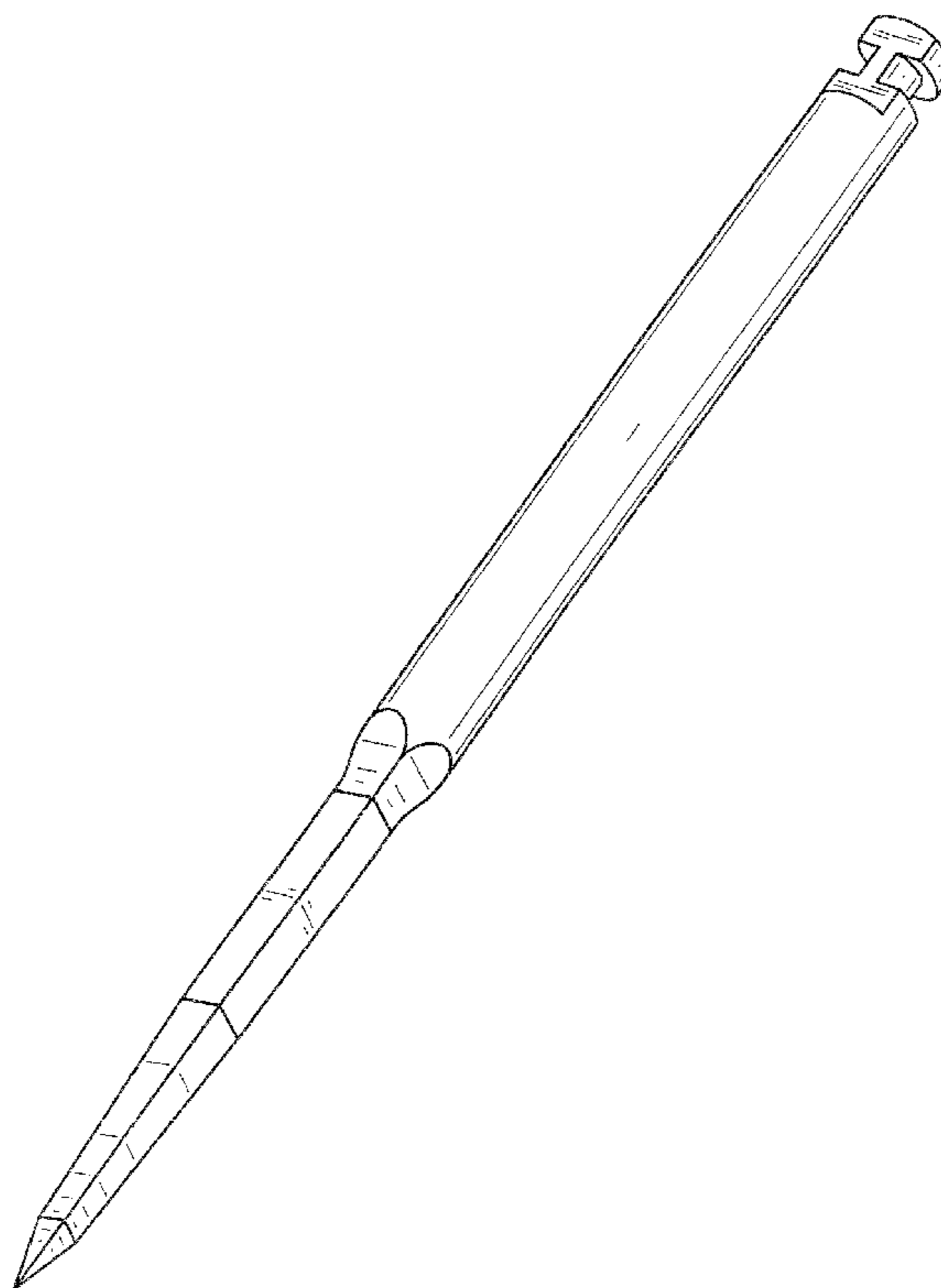
FIG. 2 is another perspective view thereof in a rotated position;

FIG. 3 is a side elevation thereof, the side opposite being substantially a mirror image;

FIG. 4 is a top plan view thereof shown on an enlarged scale; and,

FIG. 5 is a bottom plan view thereof.

**1 Claim, 3 Drawing Sheets**



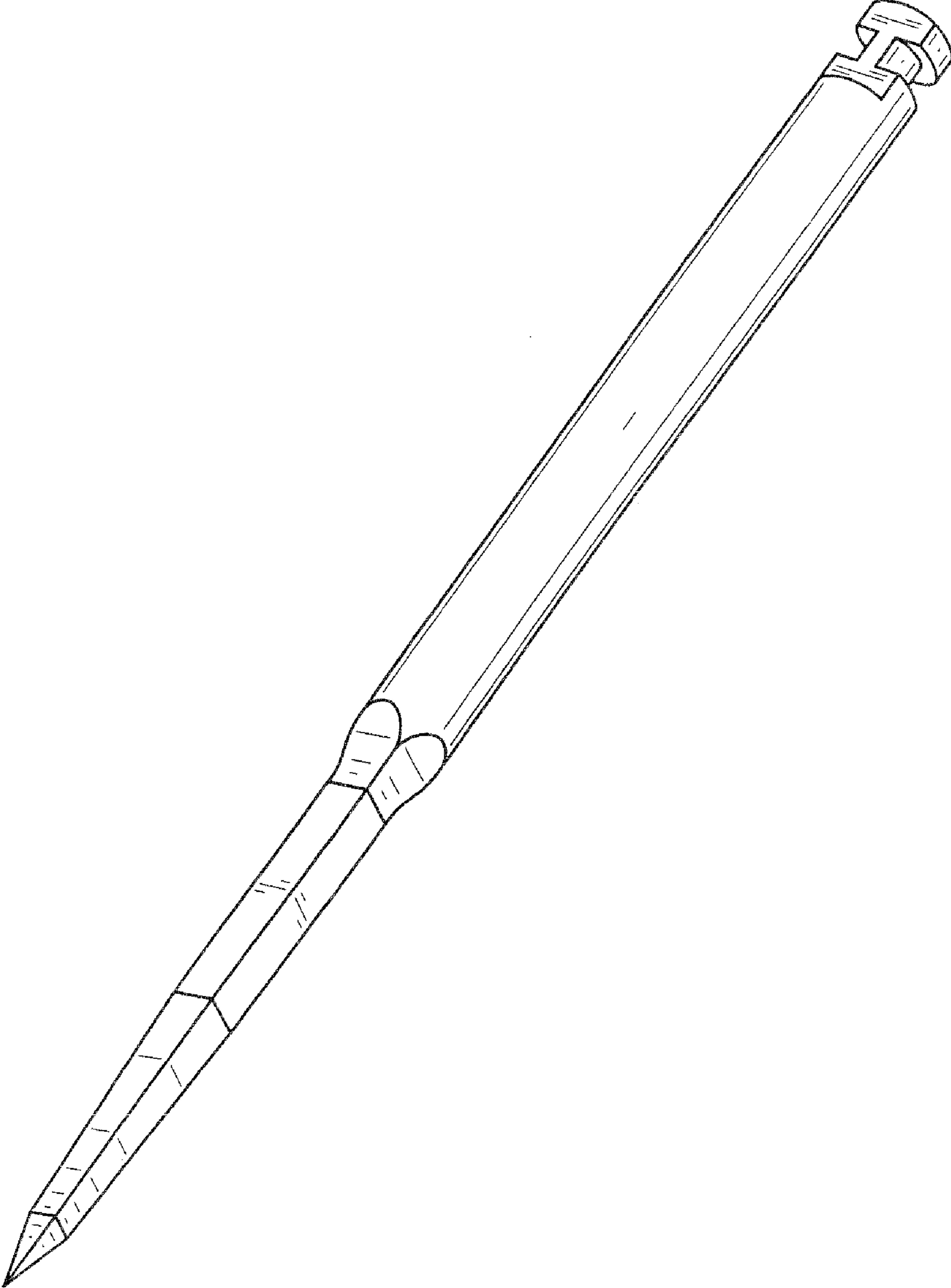


FIG. 1

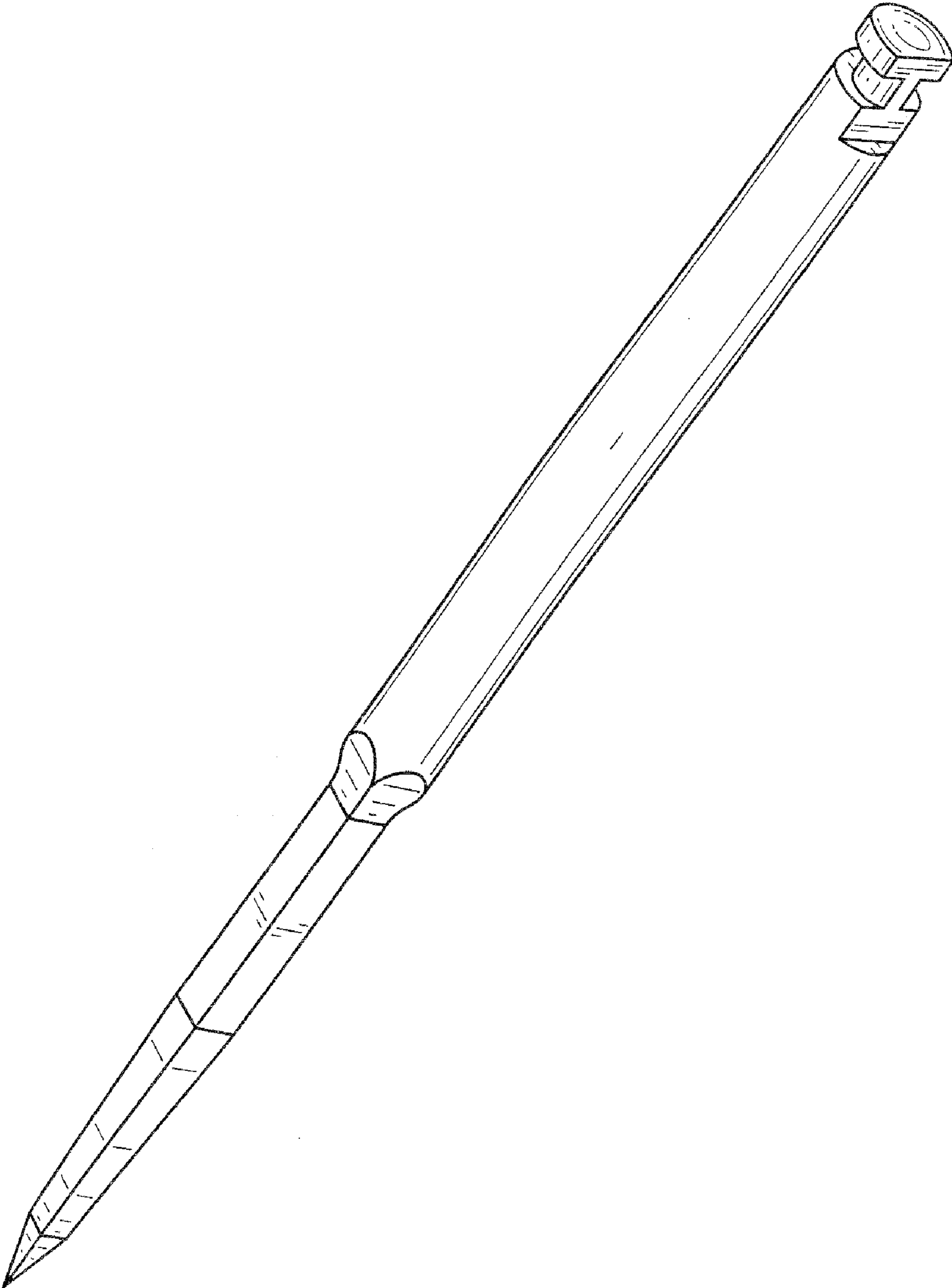


FIG. 2




FIG. 3



FIG. 4




FIG. 5