



US00D558345S

(12) **United States Design Patent**
Witt

(10) **Patent No.:** **US D558,345 S**

(45) **Date of Patent:** **** Dec. 25, 2007**

(54) **INTRA-ORAL DIGITIZER WAND**

(75) Inventor: **Joel Witt**, Dallas, TX (US)

(73) Assignee: **D4D Technologies, LLC**, Richardson, TX (US)

(**) Term: **14 Years**

(21) Appl. No.: **29/233,721**

(22) Filed: **Jul. 8, 2005**

(51) **LOC (8) Cl.** **24-02**

(52) **U.S. Cl.** **D24/152**

(58) **Field of Classification Search** D24/140-147,
D24/133, 152, 154, 182, 176, 177, 111, 158,
D24/108, 112, 127, 137, 138, 156; 606/189,
606/188, 84; 600/101, 121, 122, 125, 130,
600/131, 136, 137; D28/58

See application file for complete search history.

(56) **References Cited**

U.S. PATENT DOCUMENTS

- D389,912 S * 1/1998 Emerson et al. D24/133
- D391,637 S * 3/1998 Harry et al. D24/141
- D398,995 S * 9/1998 Muller et al. D24/133
- D405,883 S * 2/1999 Emerson et al. D24/133

- D467,660 S * 12/2002 Cianciosi D24/152
- D468,429 S * 1/2003 Bareth et al. D24/152
- 6,599,238 B2 * 7/2003 Ooshima et al. 600/121
- D530,013 S * 10/2006 Fischer et al. D24/176
- D533,946 S * 12/2006 Lintner et al. D24/152

* cited by examiner

Primary Examiner—Ian Simmons

Assistant Examiner—Charles D Hanson

(74) *Attorney, Agent, or Firm*—David H. Judson

(57) **CLAIM**

The ornamental design for an intra-oral digitizer wand, as shown and described.

DESCRIPTION

FIG. 1 is a perspective view of an intra-oral digitizer wand showing our new design;

FIG. 2 is a plan view thereof;

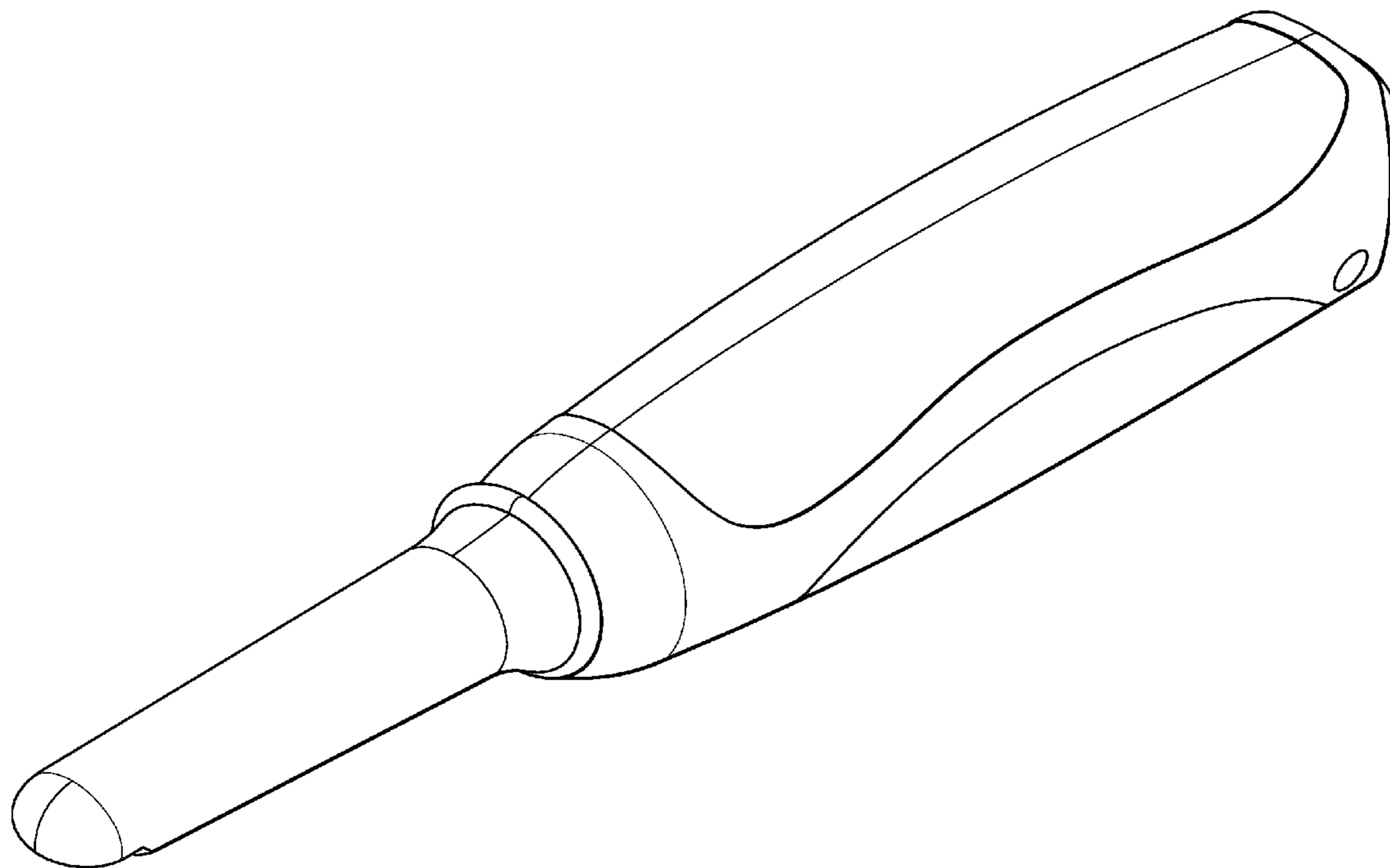
FIG. 3 is an elevation view thereof;

FIG. 4 is a left end view thereof;

FIG. 5 is a right end view thereof; and,

FIG. 6 is a bottom view thereof.

1 Claim, 3 Drawing Sheets



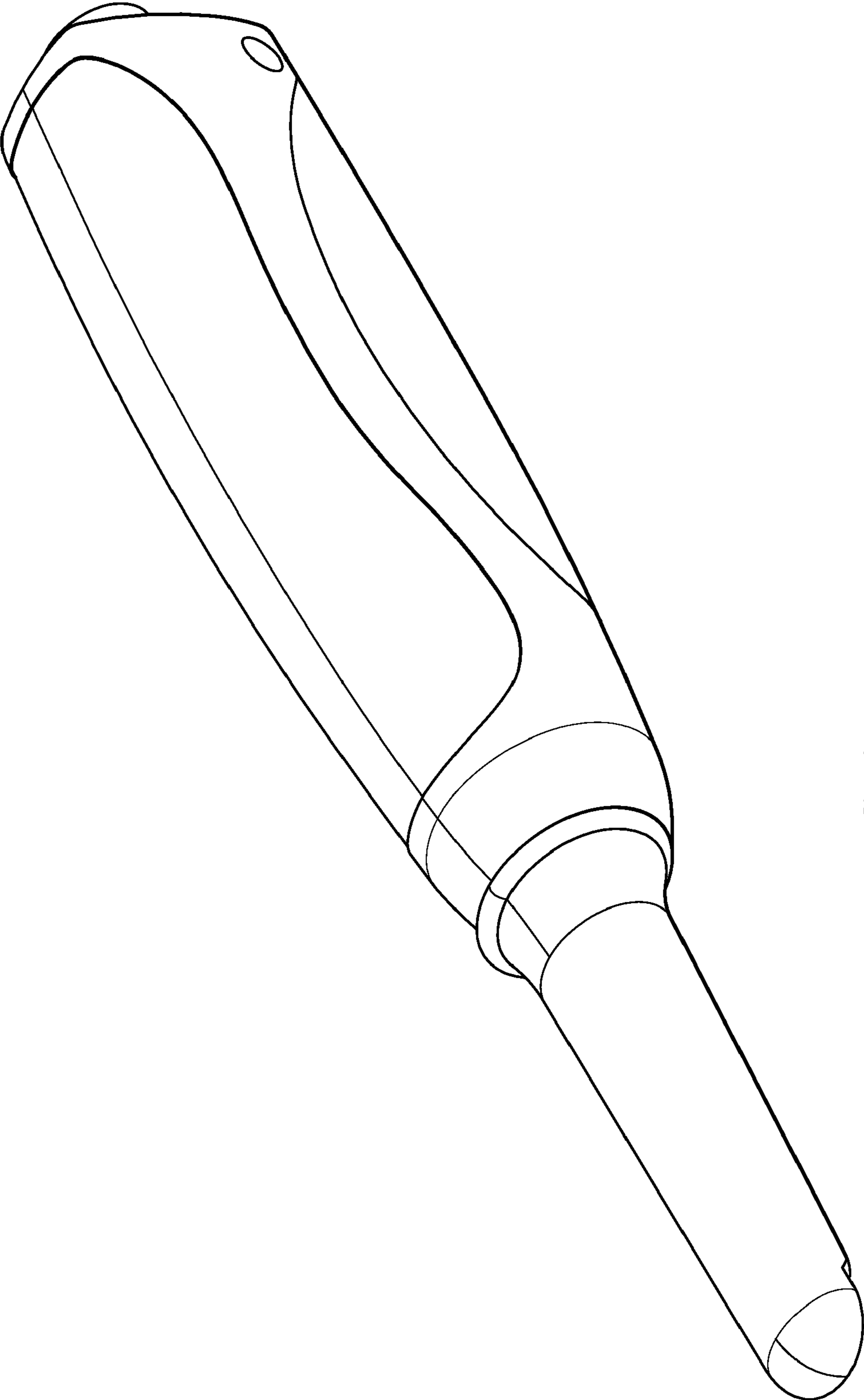


FIG. 1

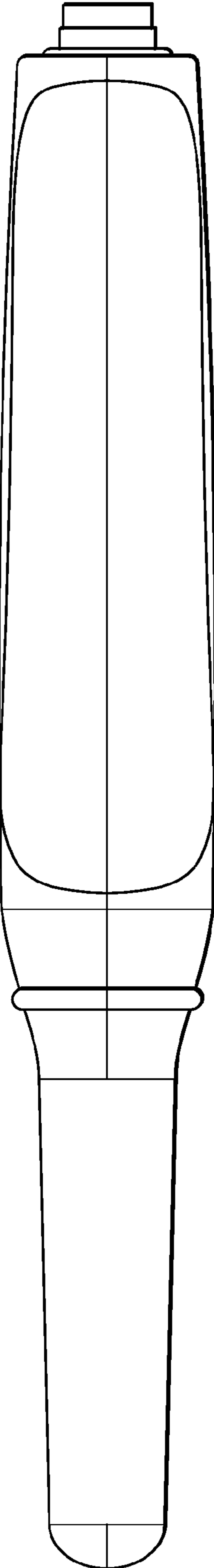


FIG. 2



FIG. 3

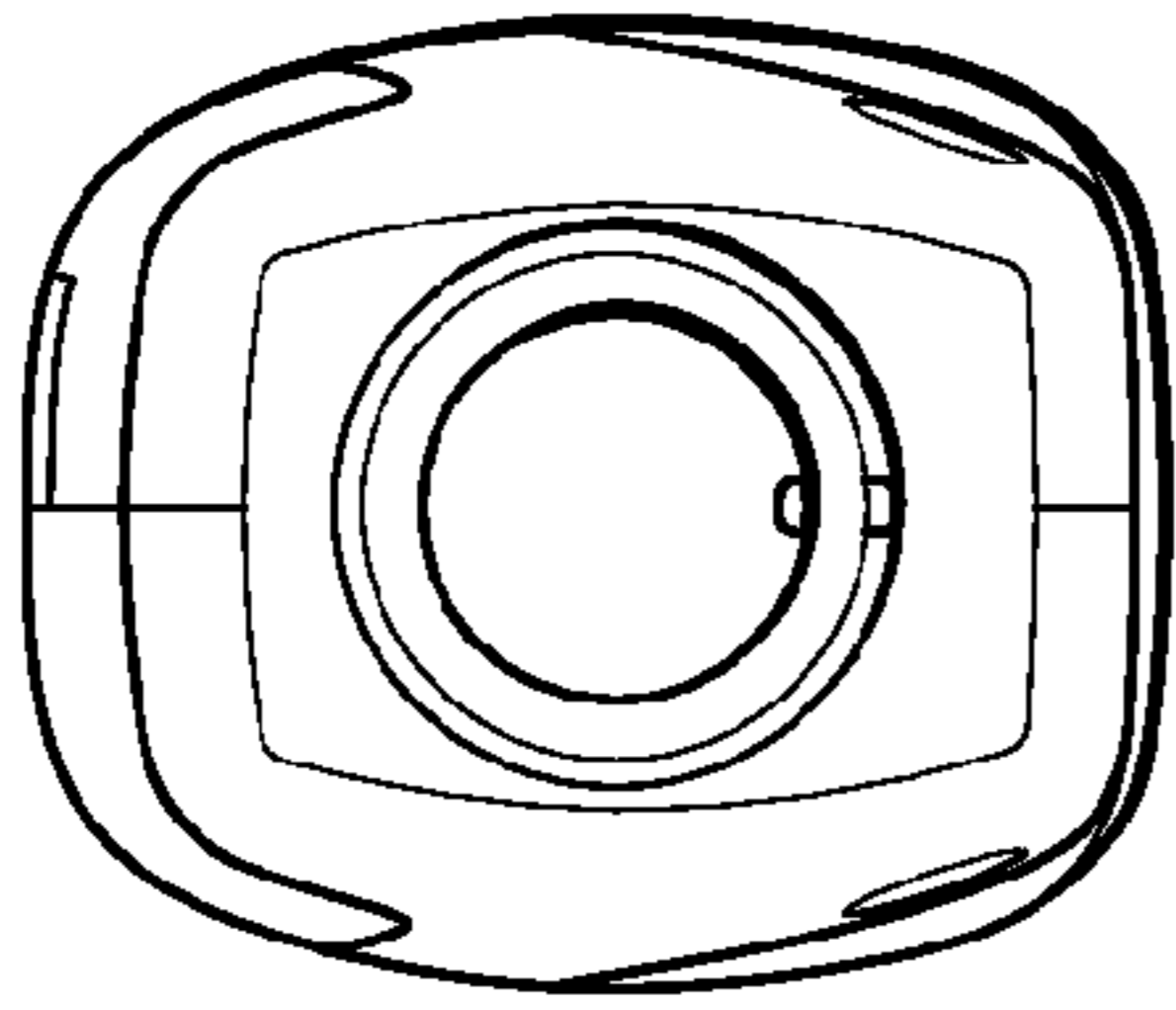


FIG. 4

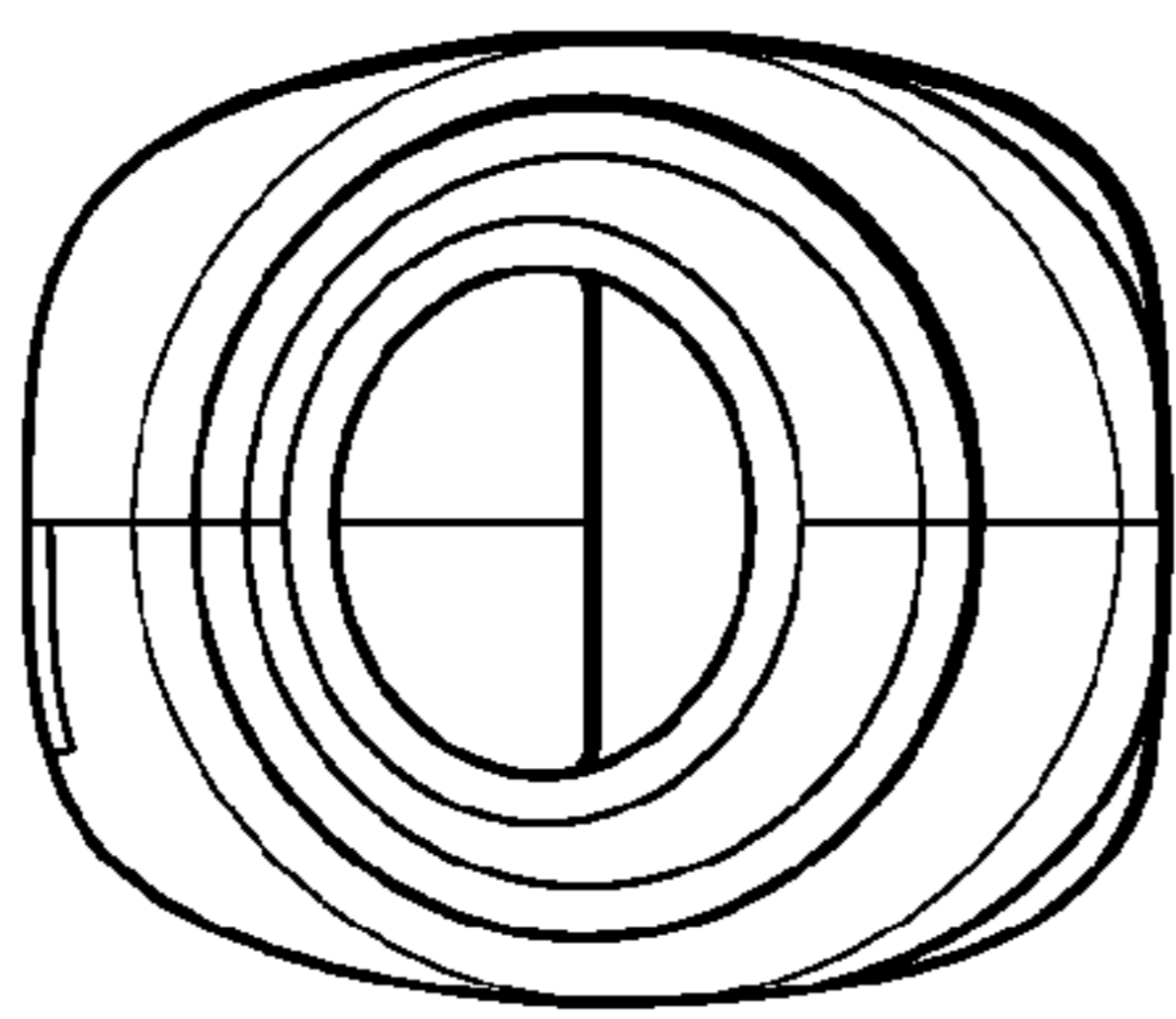


FIG. 5

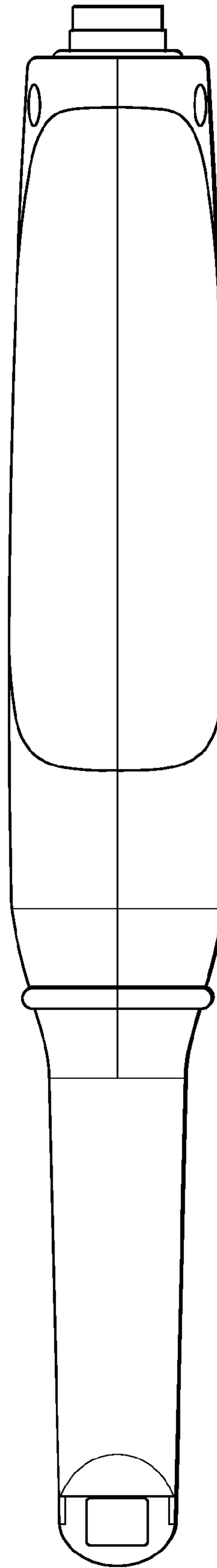


FIG. 6