



US00D558338S

(12) **United States Design Patent** (10) **Patent No.:** **US D558,338 S**
Itoh (45) **Date of Patent:** **** Dec. 25, 2007**

(54) **CATHETER SECTION**

(75) Inventor: **Akira Itoh**, Fukuroi (JP)

(73) Assignee: **Tyco Healthcare Group LP**, Mansfield, MA (US)

(**) Term: **14 Years**

(21) Appl. No.: **29/248,766**

(22) Filed: **Aug. 31, 2006**

(30) **Foreign Application Priority Data**

Mar. 1, 2006 (JP) 2006-005105

(51) **LOC (8) Cl.** **24-02**

(52) **U.S. Cl.** **D24/130; D24/112**

(58) **Field of Classification Search** D24/112, D24/130, 146; 604/179-180, 177, 164.01, 604/174, 167.02, 192, 198, 166.01, 164.02, 604/164.04, 19-21, 27, 93.01, 115-117, 158-159, 604/161-162, 164.06-164.09, 164.11-164.12, 604/165.01-165.02, 173, 2 A, 272, 523, 604/528, 533; 606/167, 172, 185; 607/1-3; 600/433-435, 564, 585
See application file for complete search history.

(56) **References Cited**

U.S. PATENT DOCUMENTS

4,398,910 A * 8/1983 Blake et al. 604/266
4,790,817 A * 12/1988 Luther 604/509
5,192,206 A * 3/1993 Davis et al. 433/80
5,505,710 A * 4/1996 Dorsey, III 604/158
6,099,513 A * 8/2000 Spehalski 604/264
6,206,849 B1 * 3/2001 Martin et al. 604/43

6,503,224 B1 * 1/2003 Forman et al. 604/102.01
6,565,526 B2 * 5/2003 Seward 604/93.01
6,893,421 B1 * 5/2005 Larson et al. 604/164.01
2003/0144629 A1 * 7/2003 Hawk et al. 604/164.01
2004/0006311 A1 * 1/2004 Shchervinsky 604/164.01
2004/0116896 A1 * 6/2004 Massengale 604/506
2004/0249360 A1 * 12/2004 Spehalski 604/523
2007/0083155 A1 * 4/2007 Muller 604/91

FOREIGN PATENT DOCUMENTS

JP 7265411 10/1995

* cited by examiner

Primary Examiner—Ian Simmons
Assistant Examiner—Eric L Goodman
(74) *Attorney, Agent, or Firm*—Covidien

(57) **CLAIM**

The ornamental design for a catheter section, as shown and described.

DESCRIPTION

FIG. 1 is a front elevational view of the catheter section.

FIG. 2 is a rear elevational view thereof.

FIG. 3 is a left side elevational view of the catheter section thereof.

FIG. 4 is a top plan view of the catheter section thereof; and,

FIG. 5 is a bottom plan view of the catheter section thereof.

The broken line showing of an adjacent section of a catheter in FIGS. 1, 2, 4 and 5 is for the purpose of illustrating environmental structure and form no part of the claimed design.

1 Claim, 5 Drawing Sheets




FIG. 1






FIG. 2

FIG. 3




FIG. 4




FIG. 5

