



US00D558328S

(12) **United States Design Patent** (10) **Patent No.:** **US D558,328 S**
Badarello (45) **Date of Patent:** **** Dec. 25, 2007**

(54) **CEILING FAN BLADE IRON**

(75) Inventor: **Christophe Badarello**, Walls, MS (US)

(73) Assignee: **Hunter Fan Company**, Memphis, TN (US)

(**) Term: **14 Years**

(21) Appl. No.: **29/273,259**

(22) Filed: **Mar. 1, 2007**

(51) **LOC (8) Cl.** **23-04**

(52) **U.S. Cl.** **D23/411**

(58) **Field of Classification Search** D23/377,
D23/379, 385, 411, 413; 416/5

See application file for complete search history.

(56) **References Cited**

U.S. PATENT DOCUMENTS

D375,548 S	11/1996	Holbrook	
D387,156 S	12/1997	Johnson	
D417,269 S	11/1999	Thomas, Jr.	
D428,129 S	7/2000	Huang	
D428,134 S *	7/2000	Liu	D23/411
D436,659 S	1/2001	Campbell	
D490,514 S	5/2004	Tsuji	
D510,430 S *	10/2005	Tai	D23/411
D522,649 S	6/2006	Burns	
D523,547 S *	6/2006	Chen	D23/411
D524,931 S *	7/2006	Wang	D23/411

OTHER PUBLICATIONS

Hunter Fan Company—2001 Ceiling Fan Selection & Special Order Guide (The Cedonia, The Ceiling Lamp, The Whisper Wind 2000, The Greenwich, The Wellesley).

Casablanca Fan Company—Year 2000 Product Catalog (The 19th Century—p. 21, The Artisan—p. 22, The Nouvelle—p. 23, The Bel-Air—p. 31, The Capistrano—p. 35, The New Orleans Centennial—p. 53).

* cited by examiner

Primary Examiner—Lisa Lichtenstein

(74) *Attorney, Agent, or Firm*—Baker Donelson

(57) **CLAIM**

The ornamental design for a ceiling fan blade iron, as shown and described.

DESCRIPTION

FIG. 1 is a perspective view of a ceiling fan blade iron showing my new design.

FIG. 2 is a bottom view thereof.

FIG. 3 is a top view thereof.

FIG. 4 is a right side view thereof.

FIG. 5 is a left side view thereof.

FIG. 6 is a front view thereof; and,

FIG. 7 is a rear view thereof.

The broken line showing of the apertures and the coupling portion is included for the purpose of illustrating environmental structure and forms no part of the claimed design.

1 Claim, 3 Drawing Sheets




Fig. 1




Fig. 2

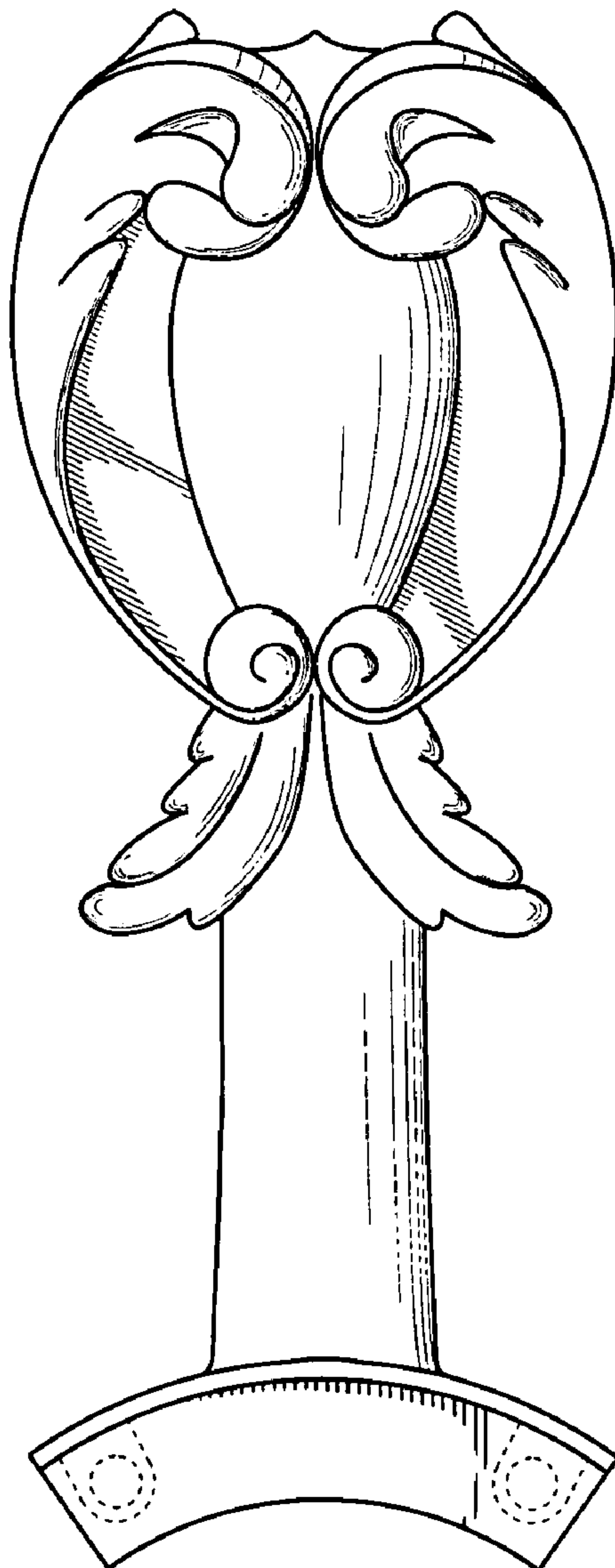


Fig. 3

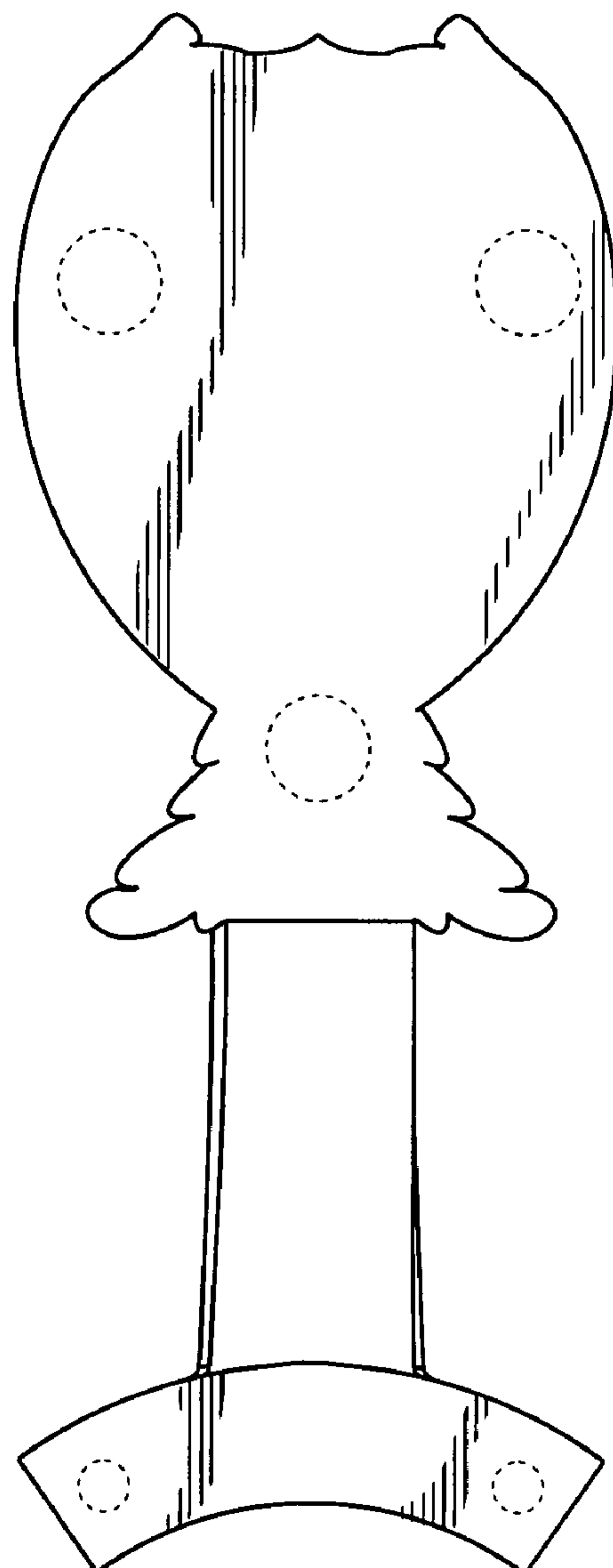


Fig. 4

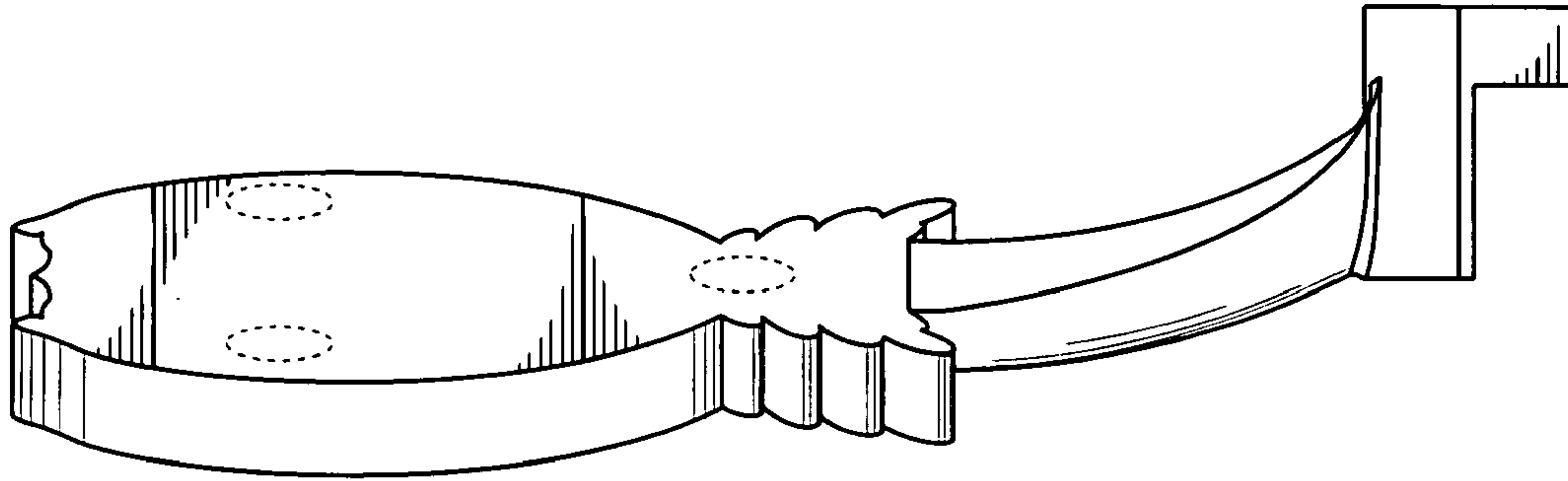


Fig. 5

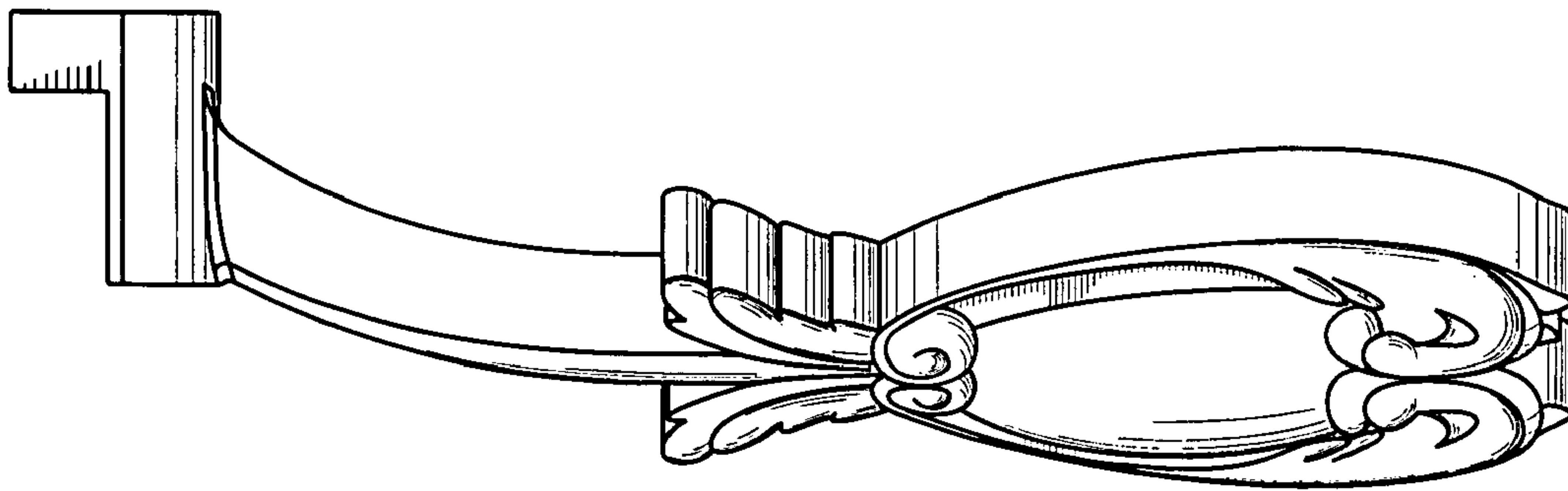


Fig. 6

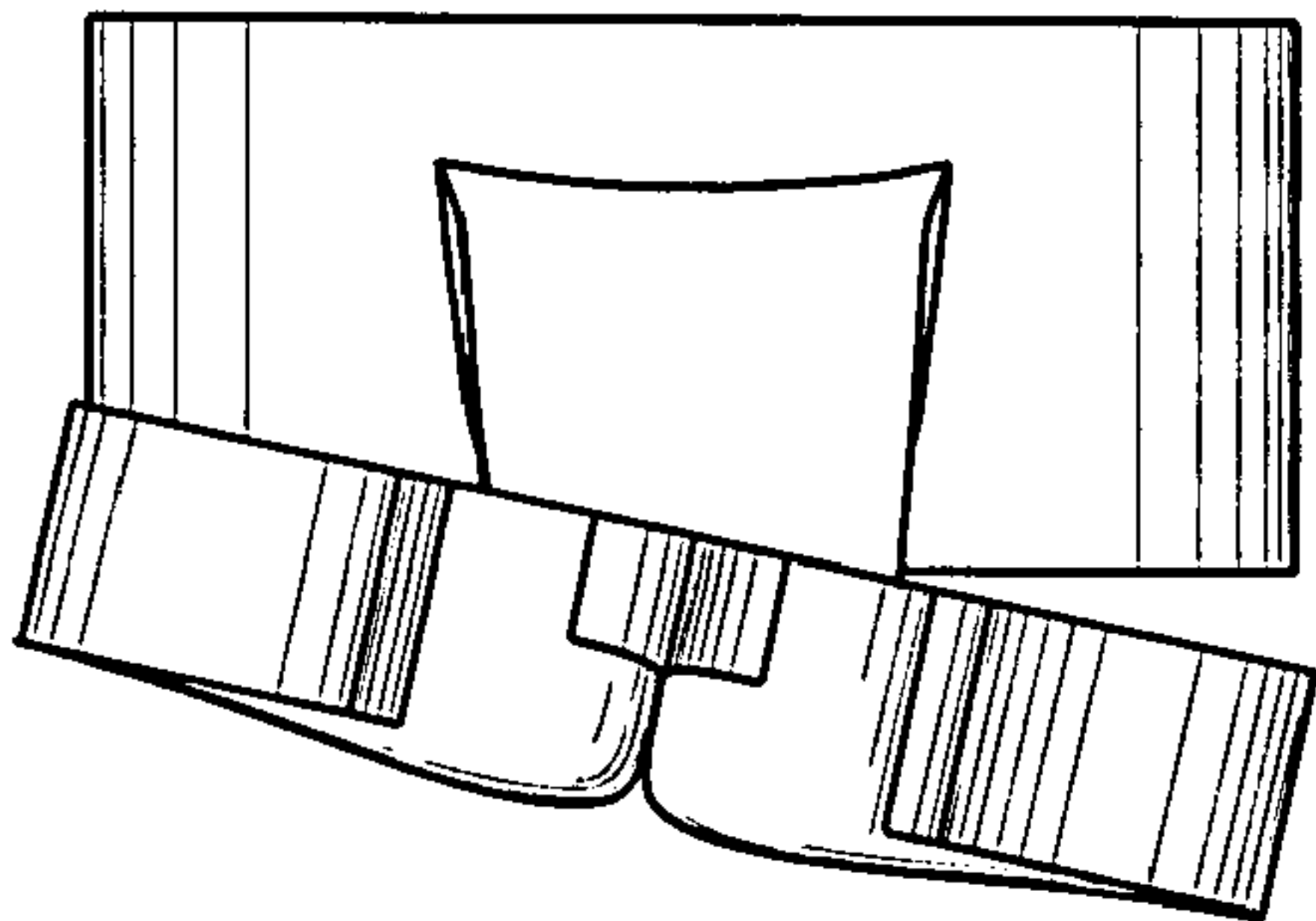


Fig. 7

