



US00D558323S

(12) **United States Design Patent**  
**Marshall**

(10) **Patent No.:** **US D558,323 S**

(45) **Date of Patent:** **\*\* Dec. 25, 2007**

(54) **CEILING FAN**

D451,593 S \* 12/2001 Lee ..... D23/411  
D489,422 S \* 5/2004 Feder ..... D21/662  
D529,596 S \* 10/2006 Marshall ..... D23/377

(76) Inventor: **John C. Marshall**, 6249 Thibodeaux Rd., Greenwell Springs, LA (US) 70739

\* cited by examiner

(\*\*) Term: **14 Years**

*Primary Examiner*—Lisa Lichtenstein

(21) Appl. No.: **29/266,906**

(74) *Attorney, Agent, or Firm*—Berenato, White & Stavish

(22) Filed: **Oct. 2, 2006**

(57) **CLAIM**

**Related U.S. Application Data**

The ornamental design for a ceiling fan, as shown and described.

(62) Division of application No. 29/202,312, filed on Mar. 30, 2004, now Pat. No. Des. 529,596, which is a division of application No. 29/154,854, filed on Feb. 1, 2002, now Pat. No. Des. 489,442.

**DESCRIPTION**

(51) **LOC (8) Cl.** ..... **23-04**

The file to this patent contains at least one photograph executed in color. Copies of this patent with color photographs will be provided by the Office upon request and payment of the necessary fee.

(52) **U.S. Cl.** ..... **D23/377**

(58) **Field of Classification Search** ..... D23/377, D23/379, 385, 411, 413; 416/5; 392/364  
See application file for complete search history.

FIG. 1 is a bottom plan view of a ceiling fan, showing my new design;

FIG. 2 is a top plan view thereof; and,

FIG. 3 is a side elevational view of the embodiment of FIG. 1.

(56) **References Cited**

**U.S. PATENT DOCUMENTS**

D428,129 S \* 7/2000 Huang ..... D23/377  
D439,322 S \* 3/2001 Lee ..... D23/377

**1 Claim, 3 Drawing Sheets**  
**(3 of 3 Drawing Sheet(s) Filed in Color)**




Fig. 1




Fig. 2




Fig. 3

