



US00D558310S

(12) **United States Design Patent**  
**Quesada**

(10) **Patent No.:** **US D558,310 S**

(45) **Date of Patent:** **\*\* Dec. 25, 2007**

(54) **PIPE GASKET**

(75) Inventor: **Guido Quesada**, San Jose (CR)

(73) Assignee: **S & B Technical Products, Inc.**, Fort Worth, TX (US)

(\*\*) Term: **14 Years**

(21) Appl. No.: **29/253,566**

(22) Filed: **Feb. 8, 2006**

(51) **LOC (8) Cl.** ..... **23-01**

(52) **U.S. Cl.** ..... **D23/269**

(58) **Field of Classification Search** ..... D23/269;  
285/104-105, 337; 277/602, 608, 625-626  
See application file for complete search history.

(56) **References Cited**

**U.S. PATENT DOCUMENTS**

D196,724 S *	10/1963	Davis	.....	D24/129
3,291,506 A *	12/1966	Blakeley	.....	285/112
D289,078 S *	3/1987	Vassallo et al.	.....	D23/269
4,648,606 A *	3/1987	Brown et al.	.....	277/606
RE34,787 E *	11/1994	Westhoff et al.	.....	277/605
6,290,238 B1 *	9/2001	Johnson, Jr.	.....	277/613
6,322,087 B1 *	11/2001	Swensen et al.	.....	277/626
6,572,118 B2 *	6/2003	Deeb et al.	.....	277/616
6,708,985 B1 *	3/2004	Doyle	.....	277/616

6,926,283 B2 *	8/2005	Janoff et al.	.....	277/603
6,927,058 B1 *	8/2005	Dupont	.....	435/287.4
7,107,662 B1 *	9/2006	Levario	.....	29/505
2002/0153671 A1 *	10/2002	Raymond et al.	.....	277/608
2007/0013146 A1 *	1/2007	Gariepy	.....	277/608
2007/0040336 A1 *	2/2007	Sun et al.	.....	277/608

\* cited by examiner

*Primary Examiner*—Louis S. Zarfaz

*Assistant Examiner*—Eric L. Goodman

(74) *Attorney, Agent, or Firm*—Charles D. Gunter, Jr.

(57) **CLAIM**

The ornamental design for a pipe gasket, as shown and described.

**DESCRIPTION**

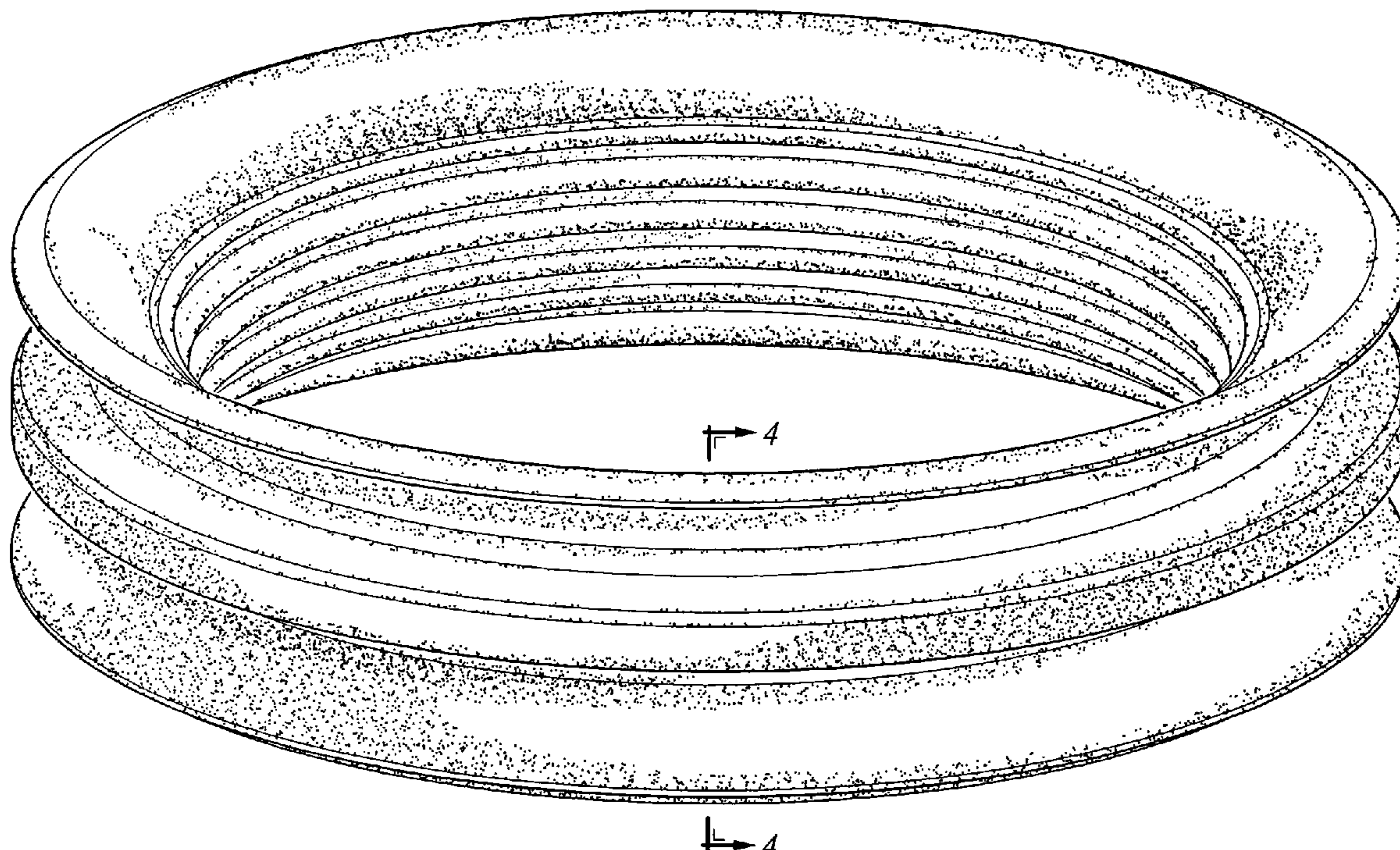
FIG. 1 is a front, perspective view of the pipe gasket of the invention showing the inner and outer contoured profiles thereof;

FIG. 2 is a top view of the pipe gasket of FIG. 1, the bottom view being a mirror image thereof;

FIG. 3 is a side view of the pipe gasket of FIG. 1; and,

FIG. 4 is a cross sectional view of the pipe gasket of the invention, taken along lines 4—4 in FIG. 1.

**1 Claim, 2 Drawing Sheets**





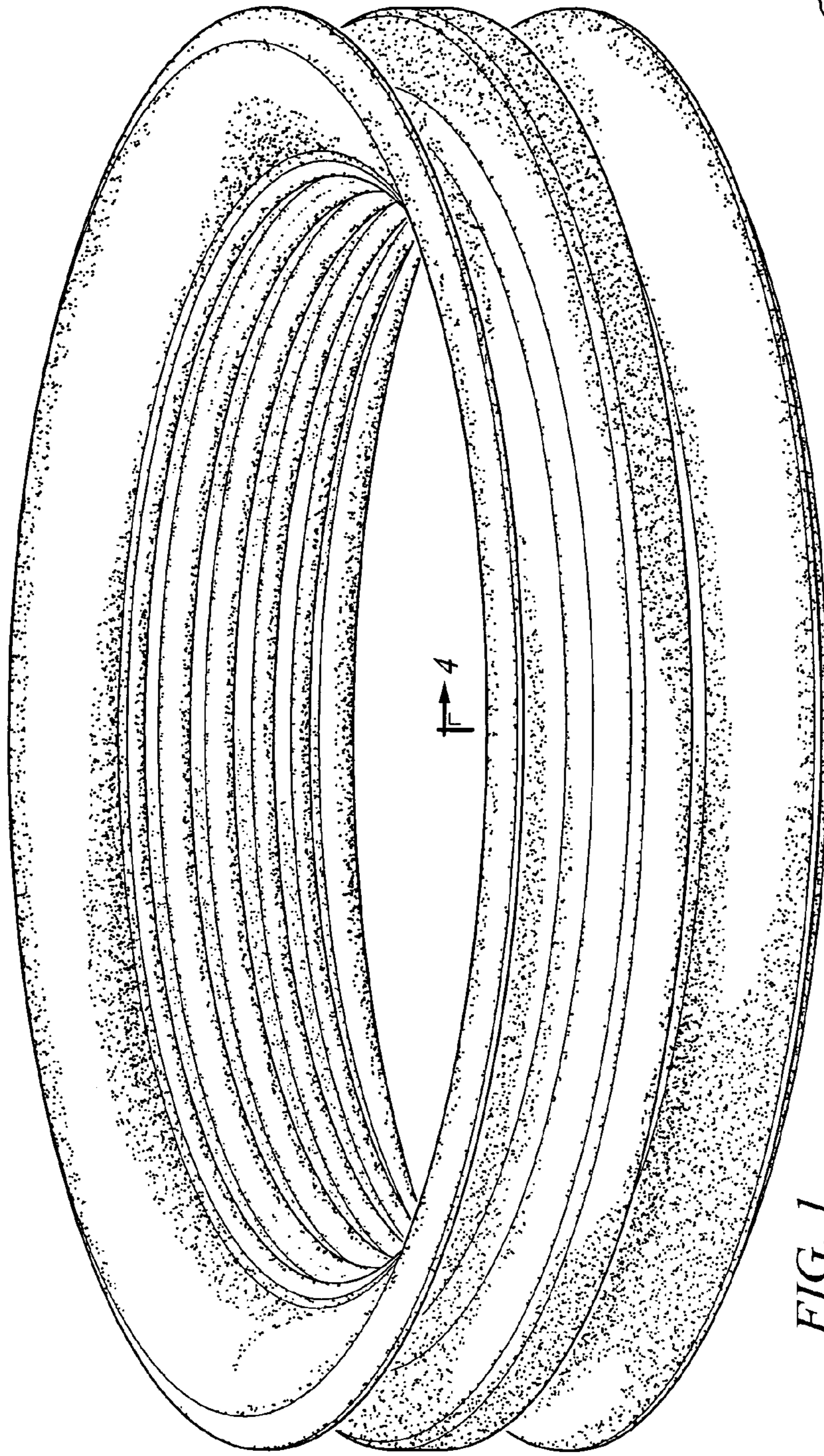


FIG. 1

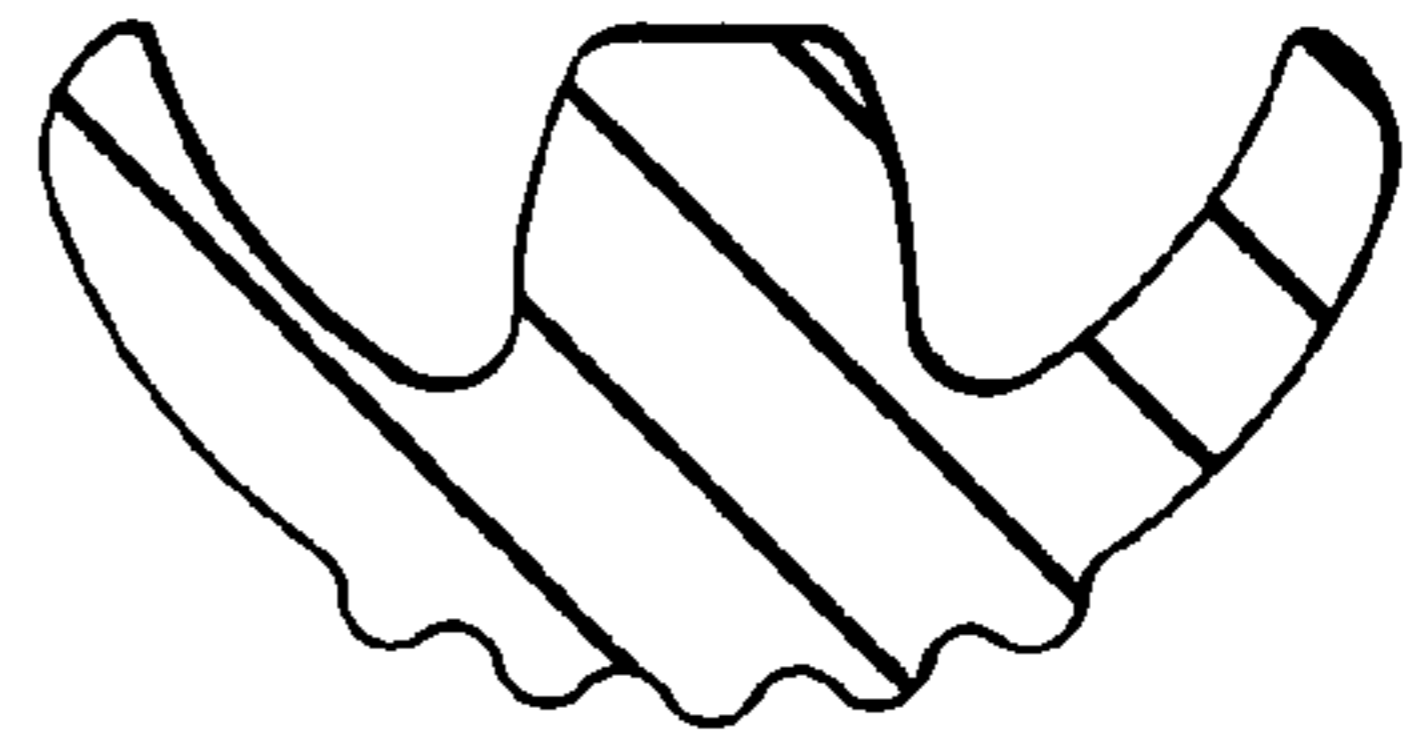
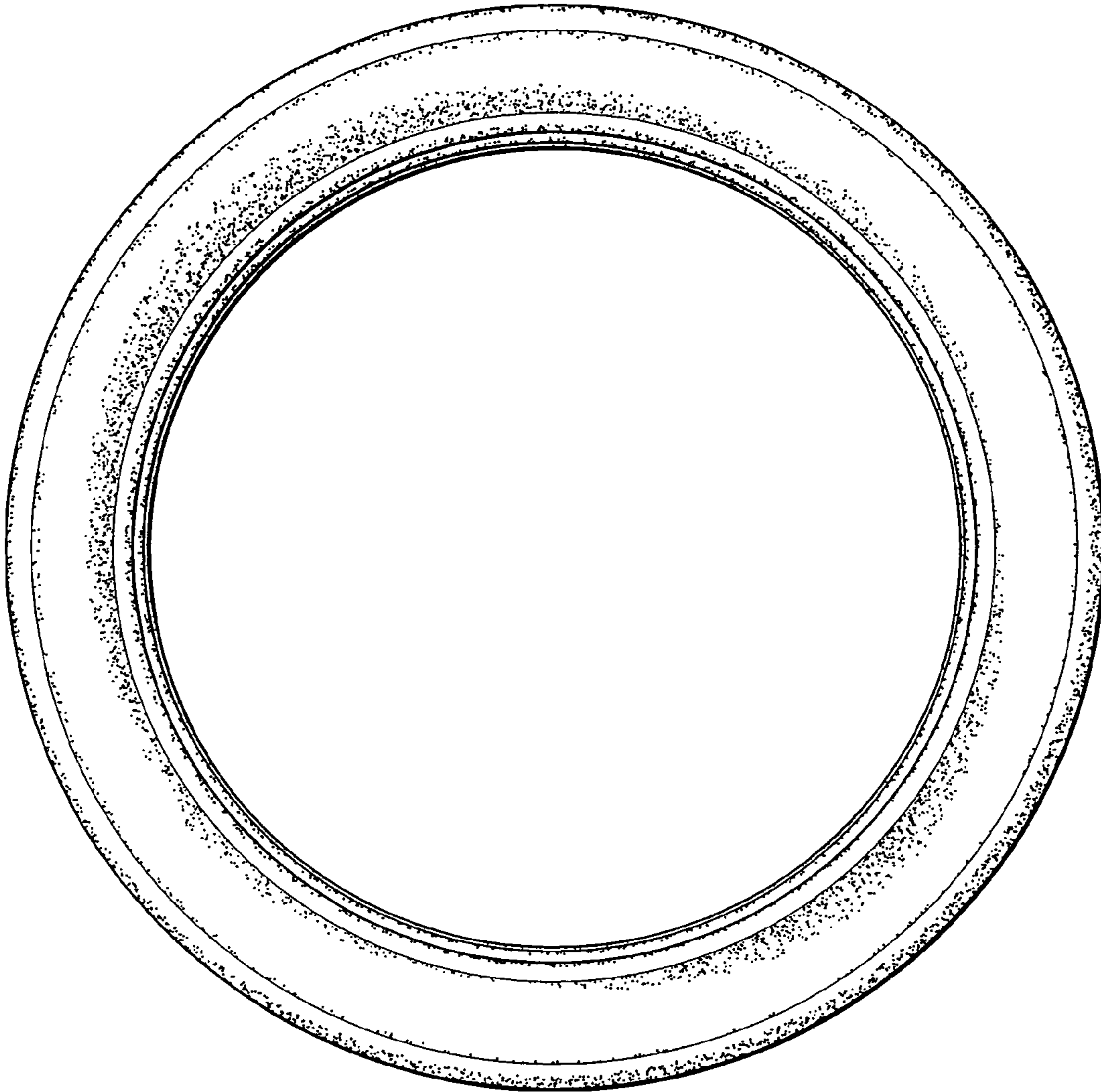



FIG. 4



*FIG. 2*



*FIG. 3*