



US00D558304S

(12) **United States Design Patent**
Hoernig

(10) **Patent No.:** **US D558,304 S**

(45) **Date of Patent:** **** Dec. 25, 2007**

(54) **RIGHT ANGLE VALVE HANDLE ASSEMBLY**

D514,203 S * 1/2006 Kulig D23/252

(75) Inventor: **Victor Hoernig**, Lowell, IN (US)

* cited by examiner

(73) Assignee: **Masco Product Design, Inc.**, Chicago, IL (US)

Primary Examiner—Ian Simmons

Assistant Examiner—Gregory Andoll

(**) Term: **14 Years**

(74) *Attorney, Agent, or Firm*—Edgar A. Zarins; Lloyd D. Doigan

(21) Appl. No.: **29/244,656**

(57) **CLAIM**

(22) Filed: **Dec. 12, 2005**

The ornamental design for a right angle valve handle assembly, as shown and described.

(51) **LOC (8) Cl.** **23-01**

(52) **U.S. Cl.** **D23/252**

(58) **Field of Classification Search** D23/238–257;
D8/250–257, 300–322, DIG. 3; 16/110.1;
4/675–678; 137/801

See application file for complete search history.

DESCRIPTION

FIG. 1 is a front perspective view of a right angle valve handle assembly showing my design;

FIG. 2 is a right side elevational view thereof;

FIG. 3 is a left side elevational view thereof;

FIG. 4 is a front elevational view thereof;

FIG. 5 is a rear elevational view thereof; and,


FIG. 6 is a top plan view thereof.

(56) **References Cited**

U.S. PATENT DOCUMENTS

D332,824 S *	1/1993	Robbins	D23/252
D371,826 S *	7/1996	Robbins	D23/252
D407,466 S *	3/1999	Hundley et al.	D23/252
D508,553 S *	8/2005	Spangler	D23/252

1 Claim, 6 Drawing Sheets






FIG. 1

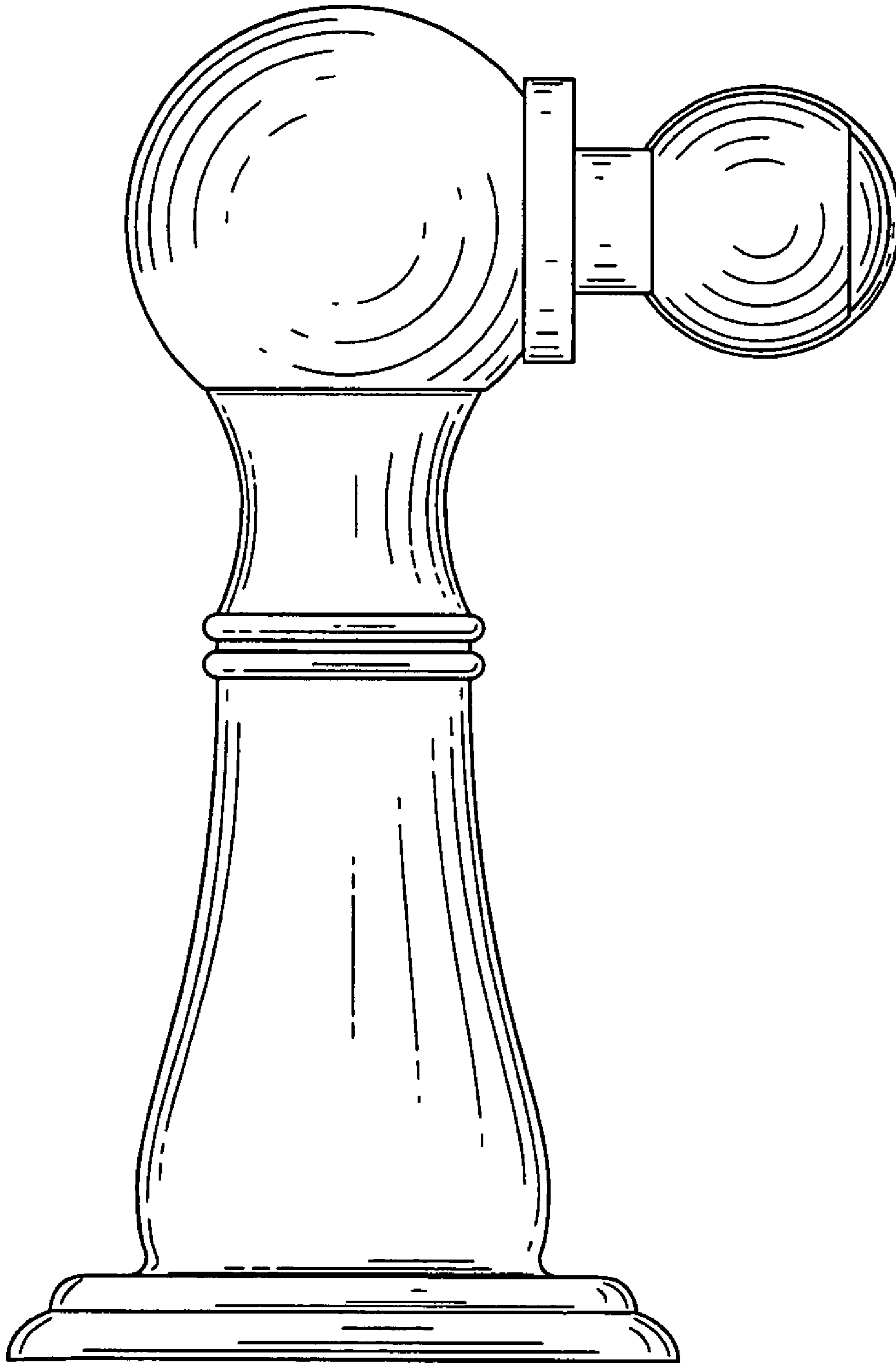


FIG. 2

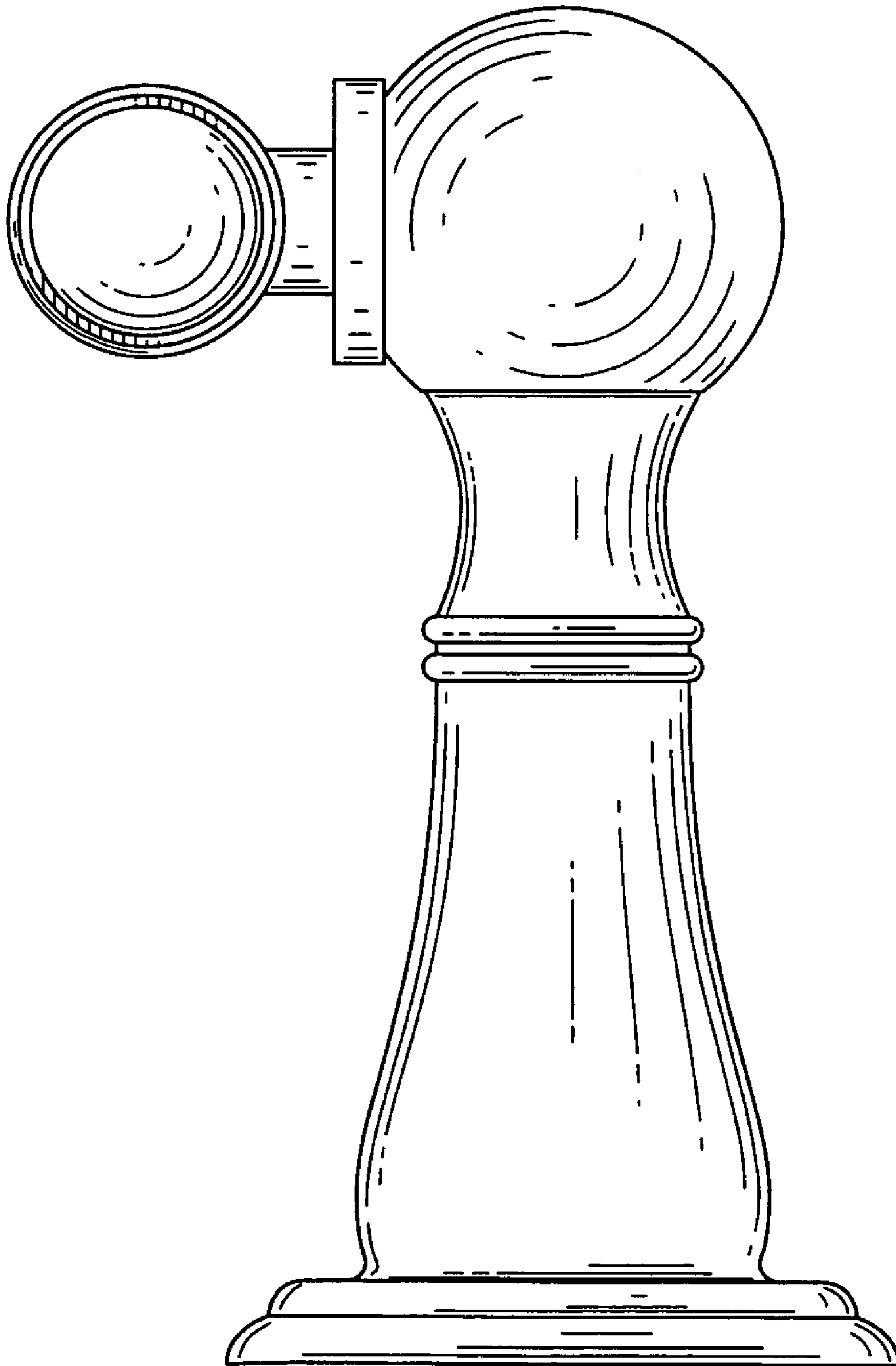


FIG. 3




FIG. 4




FIG. 5

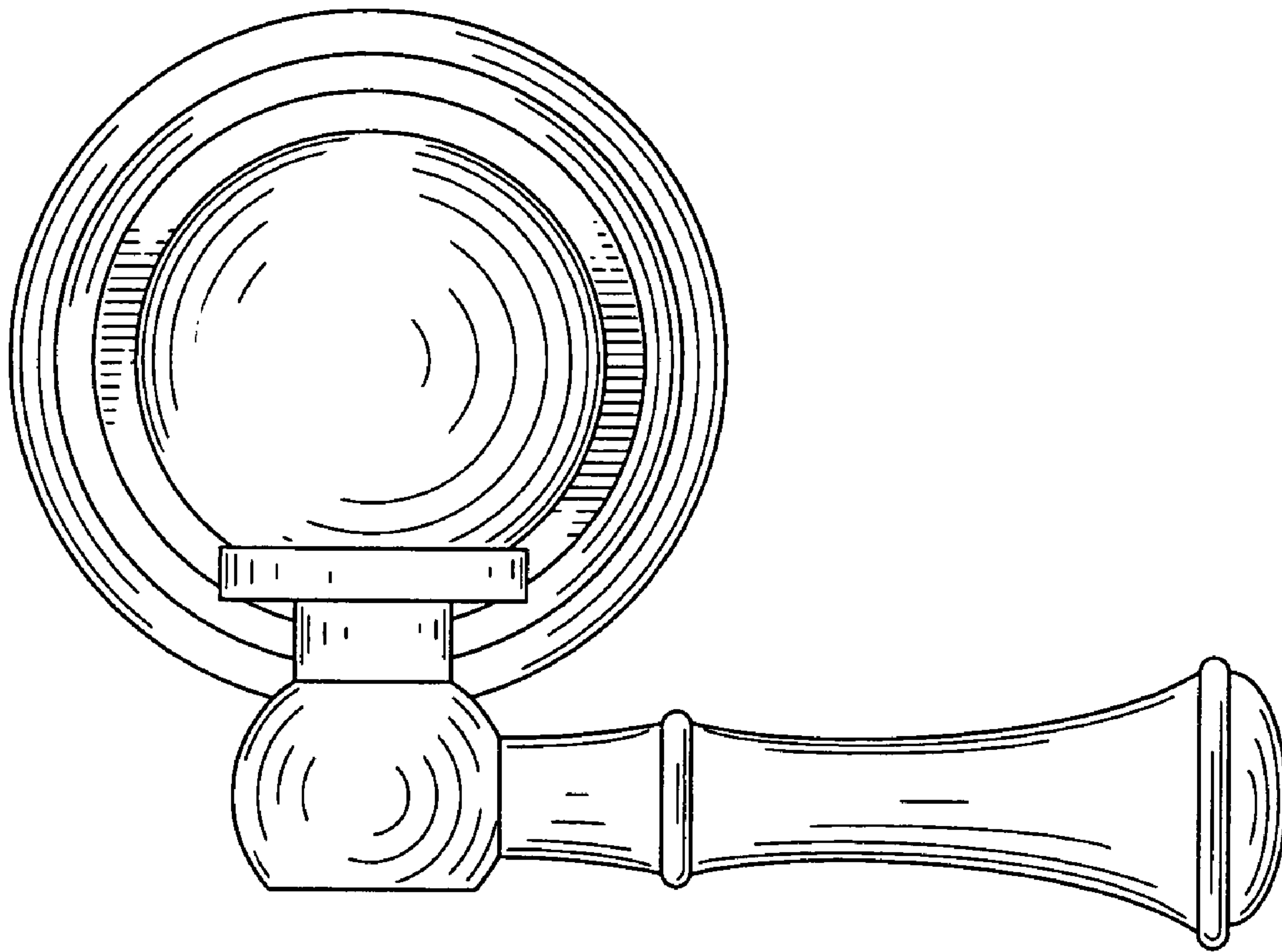


FIG. 6