



US00D558298S

(12) **United States Design Patent**
Cassella et al.

(10) **Patent No.:** **US D558,298 S**

(45) **Date of Patent:** **** Dec. 25, 2007**

(54) **BAIT BOX LURE**

D513,057 S * 12/2005 Mueller D22/131

(76) Inventors: **Michael A. Cassella**, 41850 Blueridge La., Weirsdale, FL (US) 32195; **Paula L. Cassella**, 41850 Blueridge La., Weirsdale, FL (US) 32195

* cited by examiner

Primary Examiner—Catherine R. Oliver

(**) Term: **14 Years**

(57) **CLAIM**

(21) Appl. No.: **29/269,287**

The ornamental design for a bait box lure, as shown and described.

(22) Filed: **Nov. 28, 2006**

DESCRIPTION

(51) **LOC (8) Cl.** **22-05**

FIG. 1 is a perspective view of the bait box lure showing our new design;

(52) **U.S. Cl.** **D22/126**

FIG. 2 is a left side view of my design;

(58) **Field of Classification Search** D22/126-133;

FIG. 3 is a top view of my design;

43/42.31, 42.24, 42.28, 42.35, 42.49, 42.45,

FIG. 4 is a bottom view of my design;

43/42.09, 42.06, 42.1, 42.39, 42.46, 44.81

FIG. 5 is a front view of my design; and,

See application file for complete search history.

FIG. 6 is a rear view of my design.

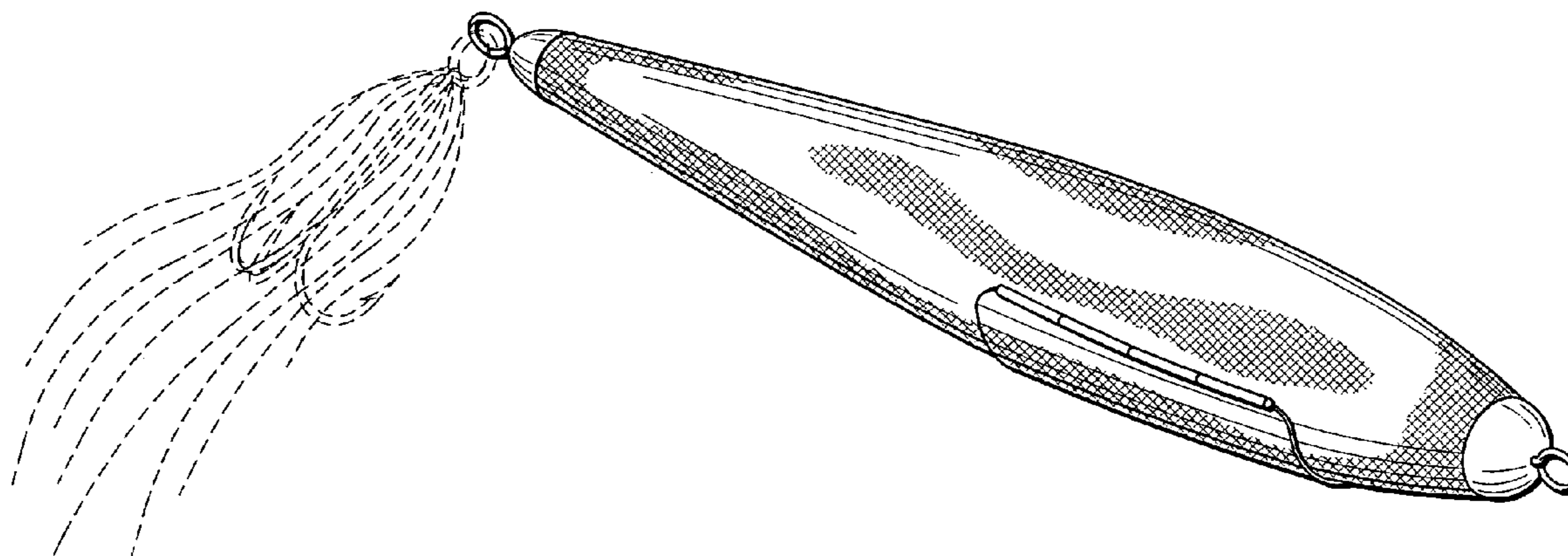
(56) **References Cited**

The features shown in broken lines in FIG. 1 are shown for illustrative purpose only and form no part of the claimed design.

U.S. PATENT DOCUMENTS

D397,758 S *	9/1998	Magers	D22/126
D405,864 S *	2/1999	Gallagher	D22/133
D436,644 S *	1/2001	Johnson	D22/131
D460,514 S *	7/2002	Jones	D22/126

1 Claim, 2 Drawing Sheets



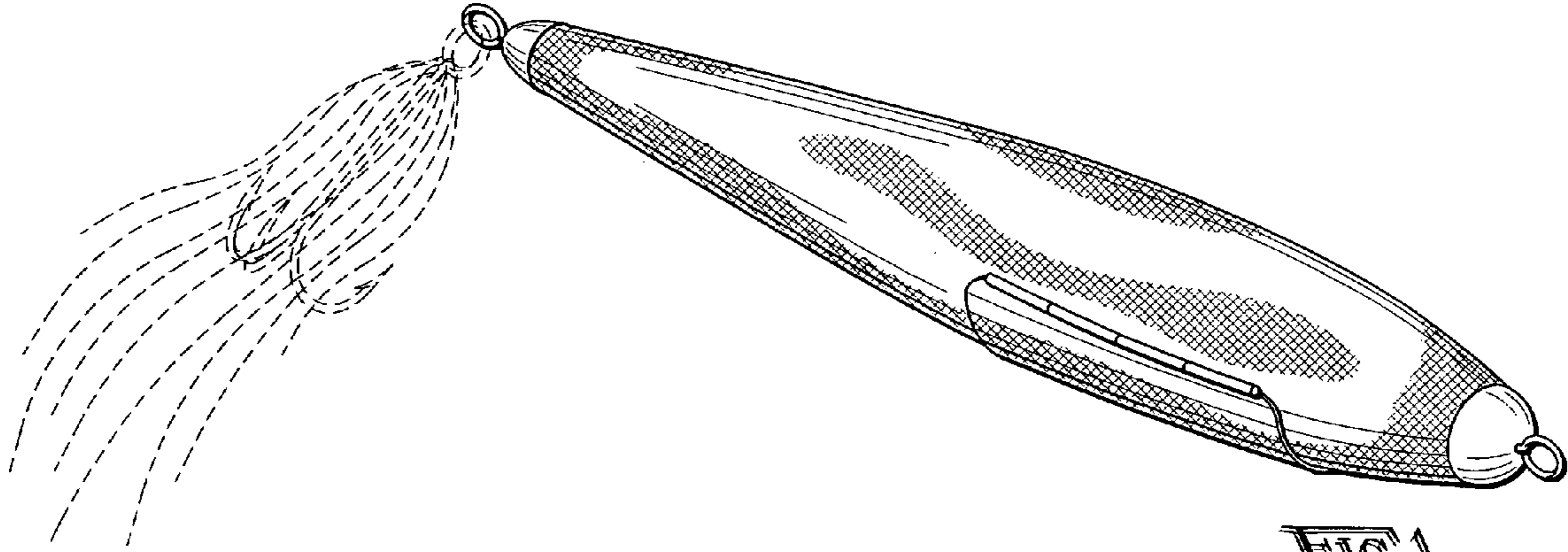


FIG. 1

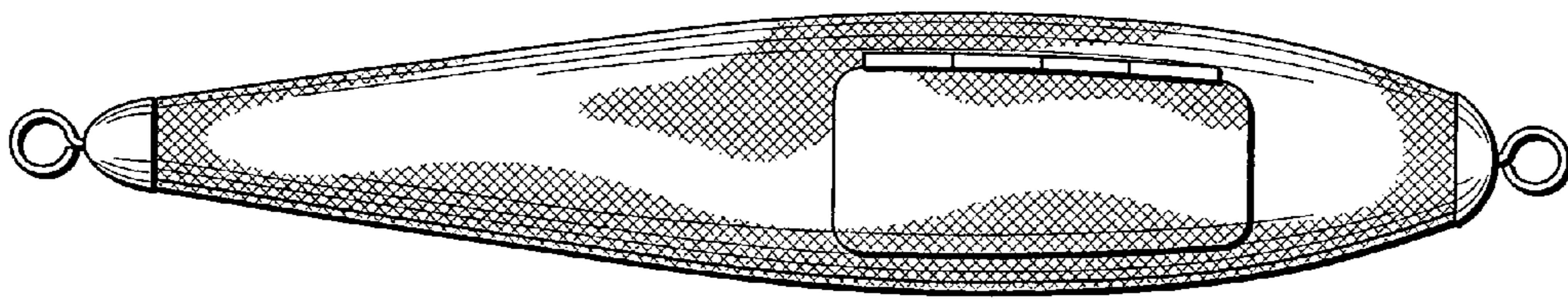


FIG. 2

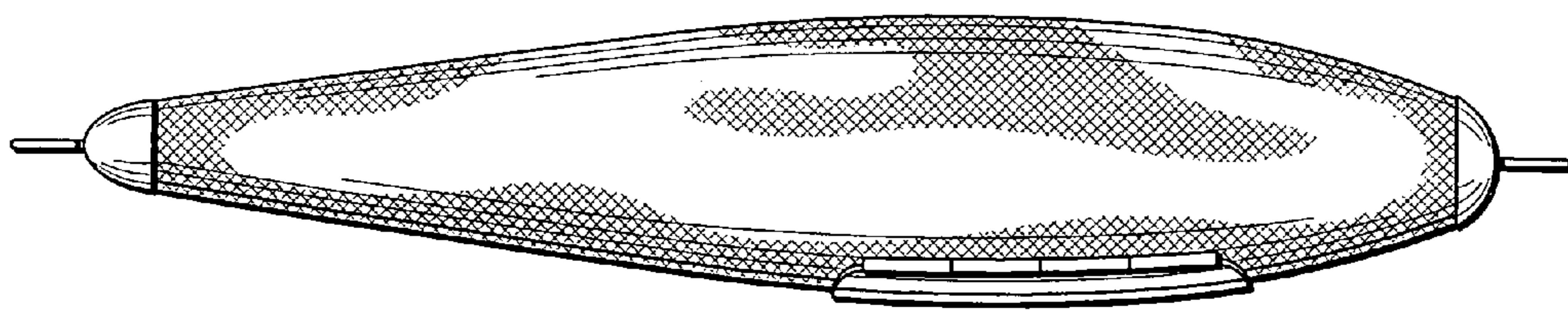


FIG. 3

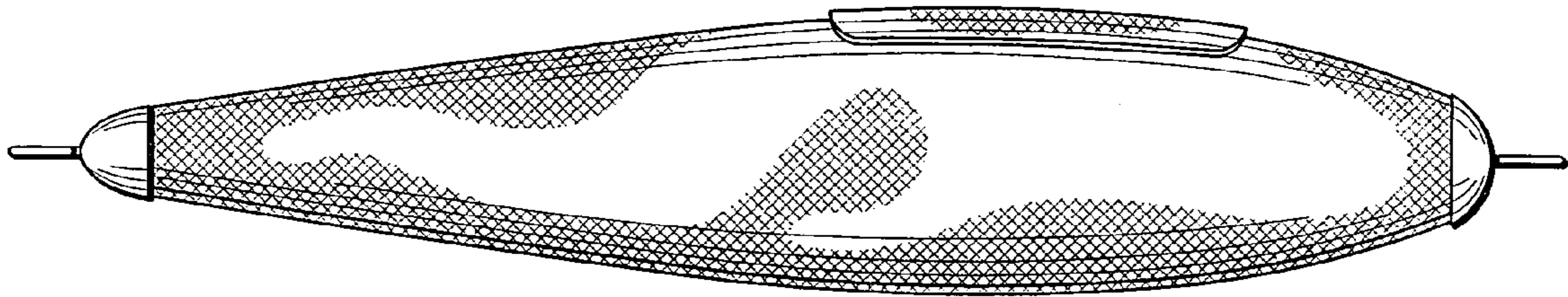


FIG. 4

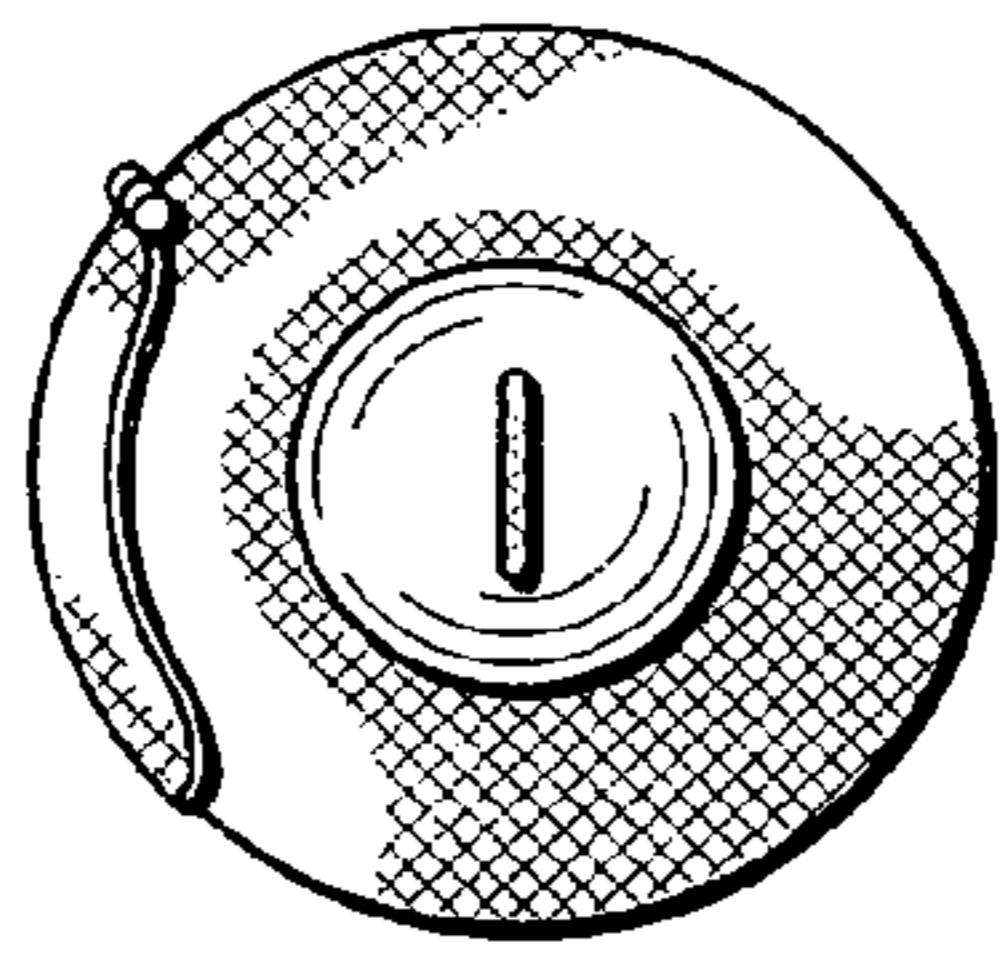


FIG. 5

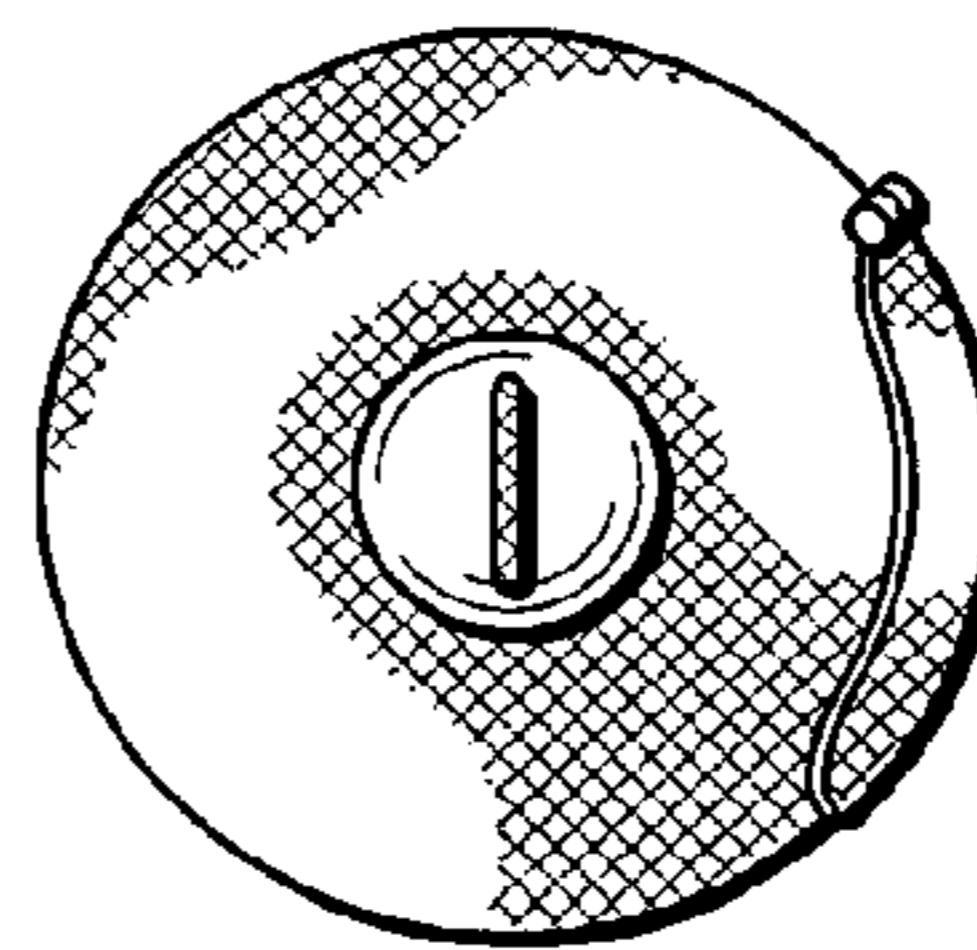


FIG. 6