



US00D558294S

(12) **United States Design Patent**
Linn et al.

(10) **Patent No.:** **US D558,294 S**

(45) **Date of Patent:** **** Dec. 25, 2007**

(54) **FIXED BLADE KNIFE**

2003/0041460 A1* 3/2003 Frank 30/155

(75) Inventors: **Eric Linn**, Post Falls, ID (US); **Paul Naranjo**, Vancouver, WA (US); **Brandon Hatcher**, Dallas, TX (US)

* cited by examiner

Primary Examiner—Catherine R. Oliver
(74) *Attorney, Agent, or Firm*—Townsend and Townsend and Crew LLP

(73) Assignee: **Buck Knives**, San Diego, CA (US)

(**) Term: **14 Years**

(57) **CLAIM**

(21) Appl. No.: **29/276,277**

The ornamental design for a fixed blade knife, as shown and described.

(22) Filed: **Jan. 19, 2007**

DESCRIPTION

(51) **LOC (8) Cl.** **22-02**

(52) **U.S. Cl.** **D22/118**

(58) **Field of Classification Search** D22/117–120;
D8/95–99, 107, 303; D7/652, 649, 401.2;
30/151, 155, 161, 295, 340, 342–345
See application file for complete search history.

FIG. 1 is a perspective view of a fixed blade knife showing my new design;

FIG. 2 is a left side elevational view thereof;

FIG. 3 is a right side elevational view thereof;

FIG. 4 is a top plan view thereof;

FIG. 5 is a bottom plan view thereof;

FIG. 6 is a front elevational view thereof; and,


FIG. 7 is a rear elevational view thereof.

(56) **References Cited**

U.S. PATENT DOCUMENTS

4,578,864 A * 4/1986 Hoffman 30/295
D496,425 S * 9/2004 Carter, III D22/118
D533,620 S * 12/2006 Holbl D22/118

1 Claim, 4 Drawing Sheets



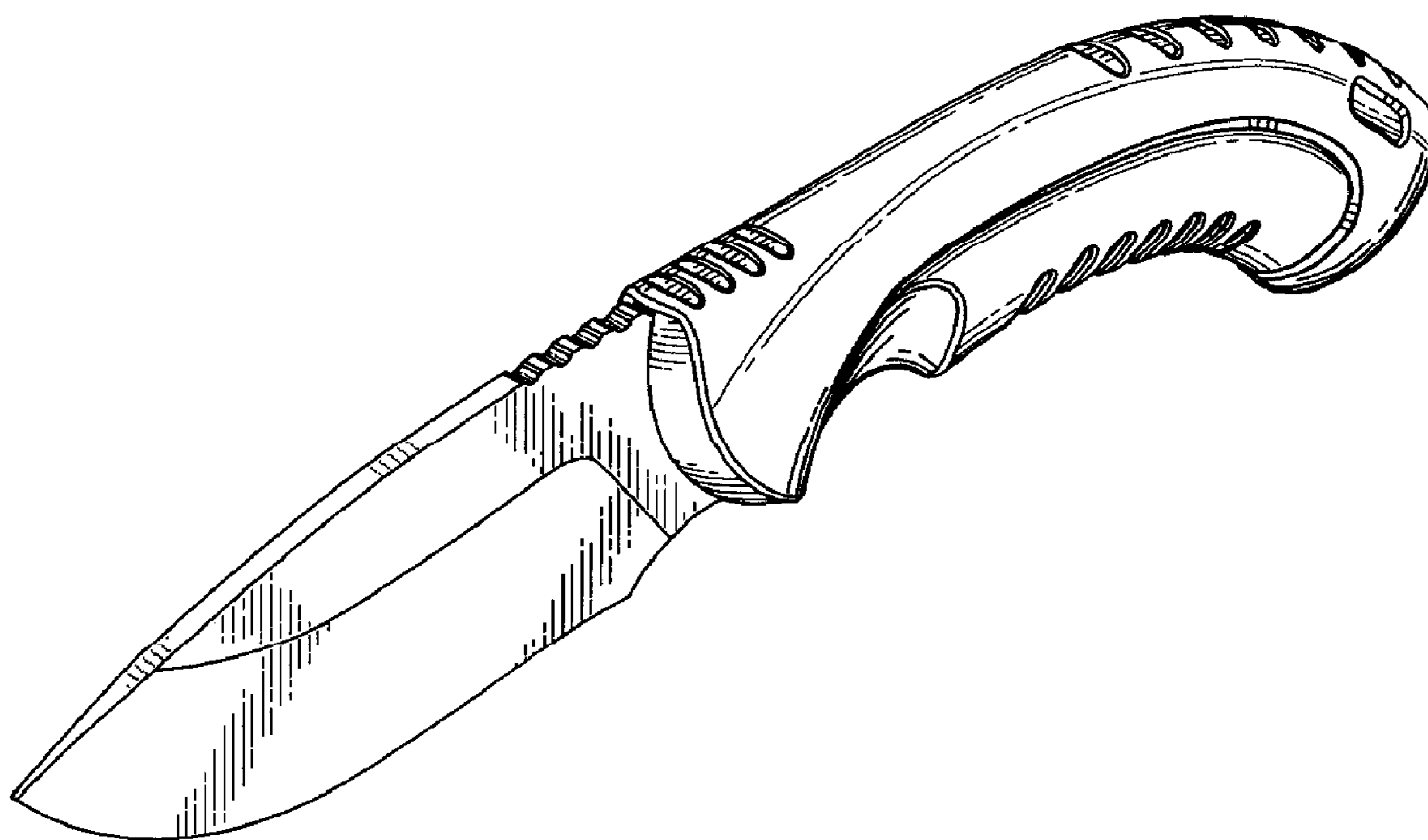


FIG. 1

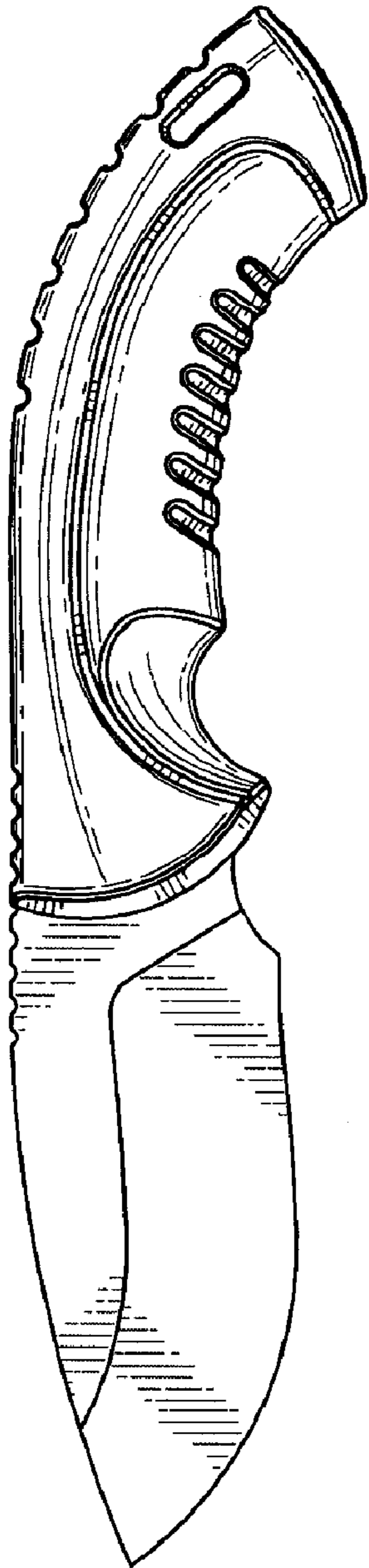


FIG. 2

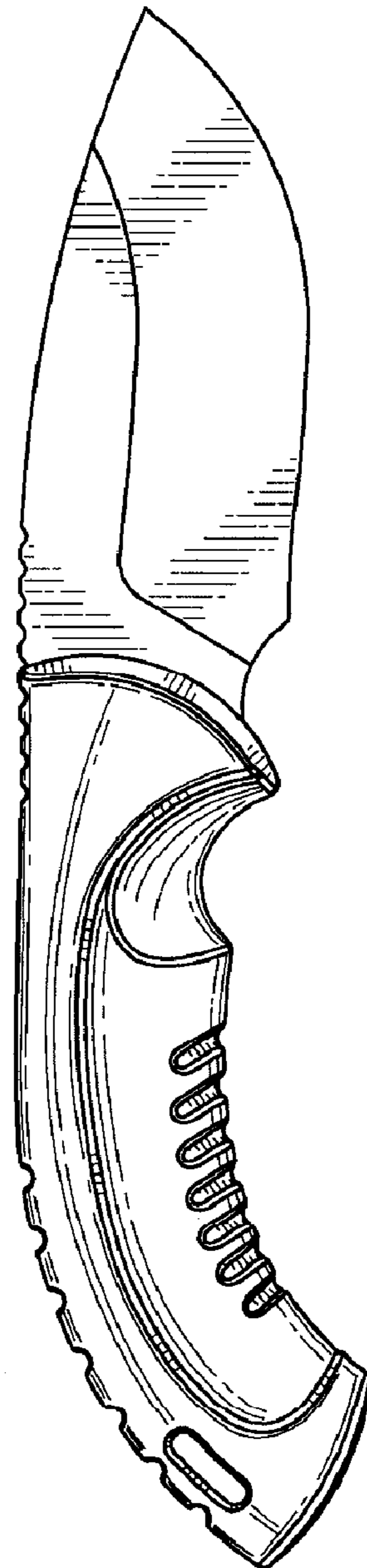


FIG. 3

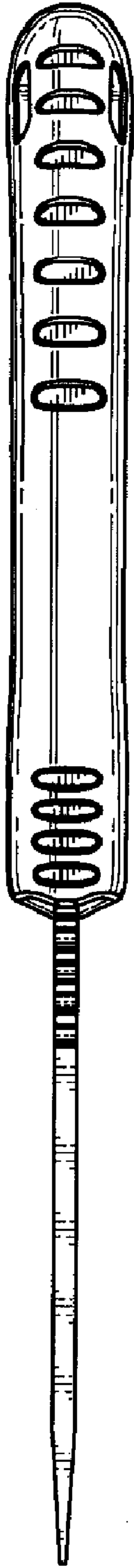


FIG. 4

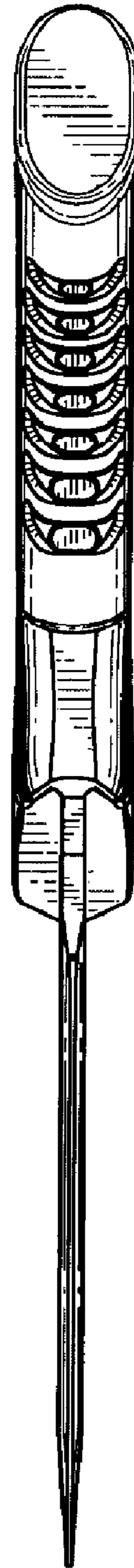


FIG. 5




FIG. 6

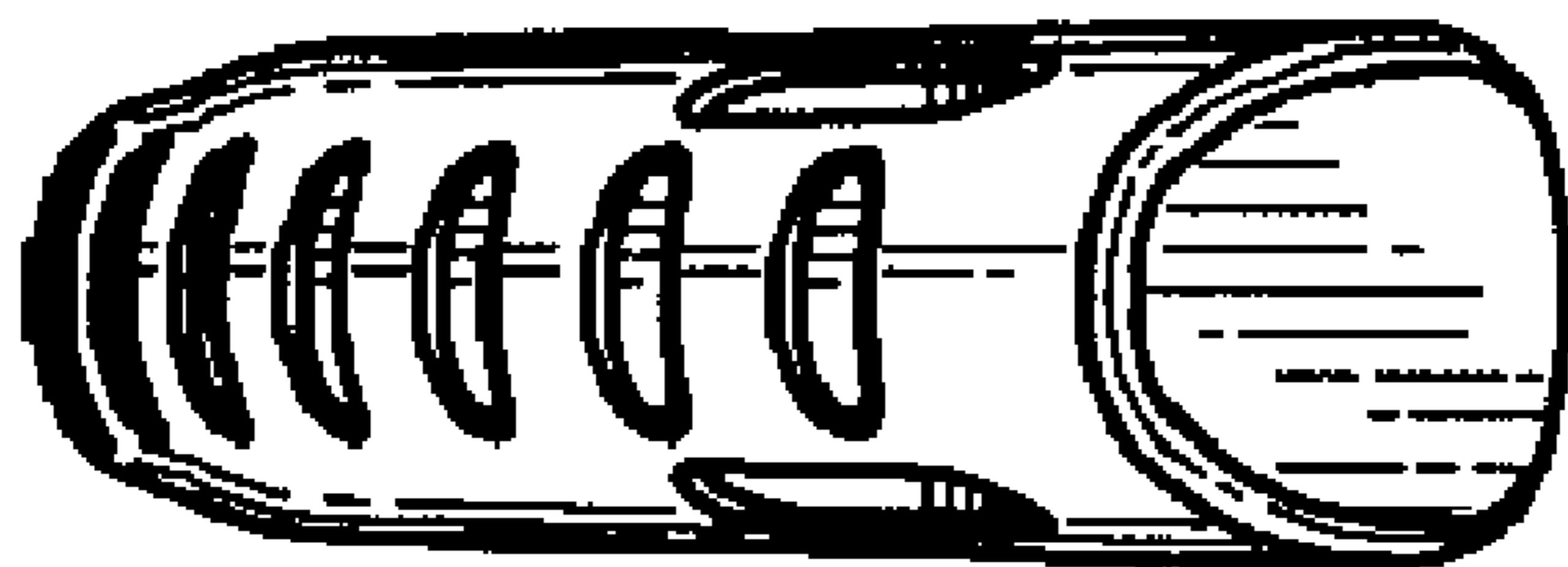


FIG. 7