



US00D558287S

(12) **United States Design Patent** (10) **Patent No.:** **US D558,287 S**  
**Jertson et al.** (45) **Date of Patent:** **\*\* Dec. 25, 2007**

(54) **GOLF FAIRWAY WOOD HEAD**  
(75) Inventors: **Marty R. Jertson**, Cave Creek, AZ (US); **Michael R. Nicolette**, Scottsdale, AZ (US); **Bradley D. Schweigert**, Anthem, AZ (US); **Anthony D. Serrano**, Anthem, AZ (US); **Xiaojian Chen**, Phoenix, AZ (US)

7,186,190 B1 3/2007 Beach et al.  
D543,602 S 5/2007 Hoffman et al.  
D544,937 S 6/2007 Serrano et al.  
D545,931 S 7/2007 Barez et al.  
2005/0272527 A1 12/2005 Sugimoto  
2006/0052181 A1 3/2006 Serrano et al.

(73) Assignee: **Karsten Manufacturing Corporation**, Phoenix, AZ (US)

(\*\*) Term: **14 Years**

(21) Appl. No.: **29/277,590**

(22) Filed: **Mar. 2, 2007**

(51) **LOC (8) Cl.** ..... **21-02**

(52) **U.S. Cl.** ..... **D21/752**

(58) **Field of Classification Search** ..... D21/733,  
D21/752, 759; 473/324-331, 343-346

See application file for complete search history.

(56) **References Cited**

**U.S. PATENT DOCUMENTS**

4,930,781 A 6/1990 Allen  
D371,817 S 7/1996 Olsavsky et al.  
5,575,725 A 11/1996 Olsavsky  
D379,391 S 5/1997 Moore  
D382,612 S \* 8/1997 Oyer ..... D21/752  
D382,615 S 8/1997 Schaeffer et al.  
D387,830 S 12/1997 Gilbert  
5,797,807 A 8/1998 Moore  
D397,748 S \* 9/1998 Moore ..... D21/733  
D398,682 S 9/1998 Moore  
D426,268 S 6/2000 Ortiz  
6,257,991 B1 7/2001 Ortiz  
D472,950 S 4/2003 Burnett et al.  
D519,589 S 4/2006 Barez et al.  
D520,586 S 5/2006 Bingman  
D522,077 S 5/2006 Schweigert et al.  
D526,694 S 8/2006 Schweigert et al.  
D529,111 S 9/2006 Cleveland et al.  
D537,495 S 2/2007 Schweigert et al.  
D537,496 S 2/2007 Serrano et al.

**OTHER PUBLICATIONS**

Marty R. Jertson, et al., "Golf Fairway Wood Head," U.S. Appl. No. 29/277,584, filed Mar. 2, 2007.

Marty R. Jertson, et al., "Golf Fairway Wood Head," U.S. Appl. No. 29/277,591, filed Mar. 2, 2007.

(Continued)

*Primary Examiner*—Mitchell Siegel

(57) **CLAIM**

The ornamental design for a golf fairway wood head, as shown and described.

**DESCRIPTION**

FIG. 1 is a top perspective view of a golf fairway wood head; FIG. 2 is a bottom perspective view of the golf fairway wood head of FIG. 1;

FIG. 3 is a front elevational view of the golf fairway wood head of FIG. 1;

FIG. 4 is a rear elevational view of the golf fairway wood head of FIG. 1;

FIG. 5 is a top view of the golf fairway wood head of FIG. 1;

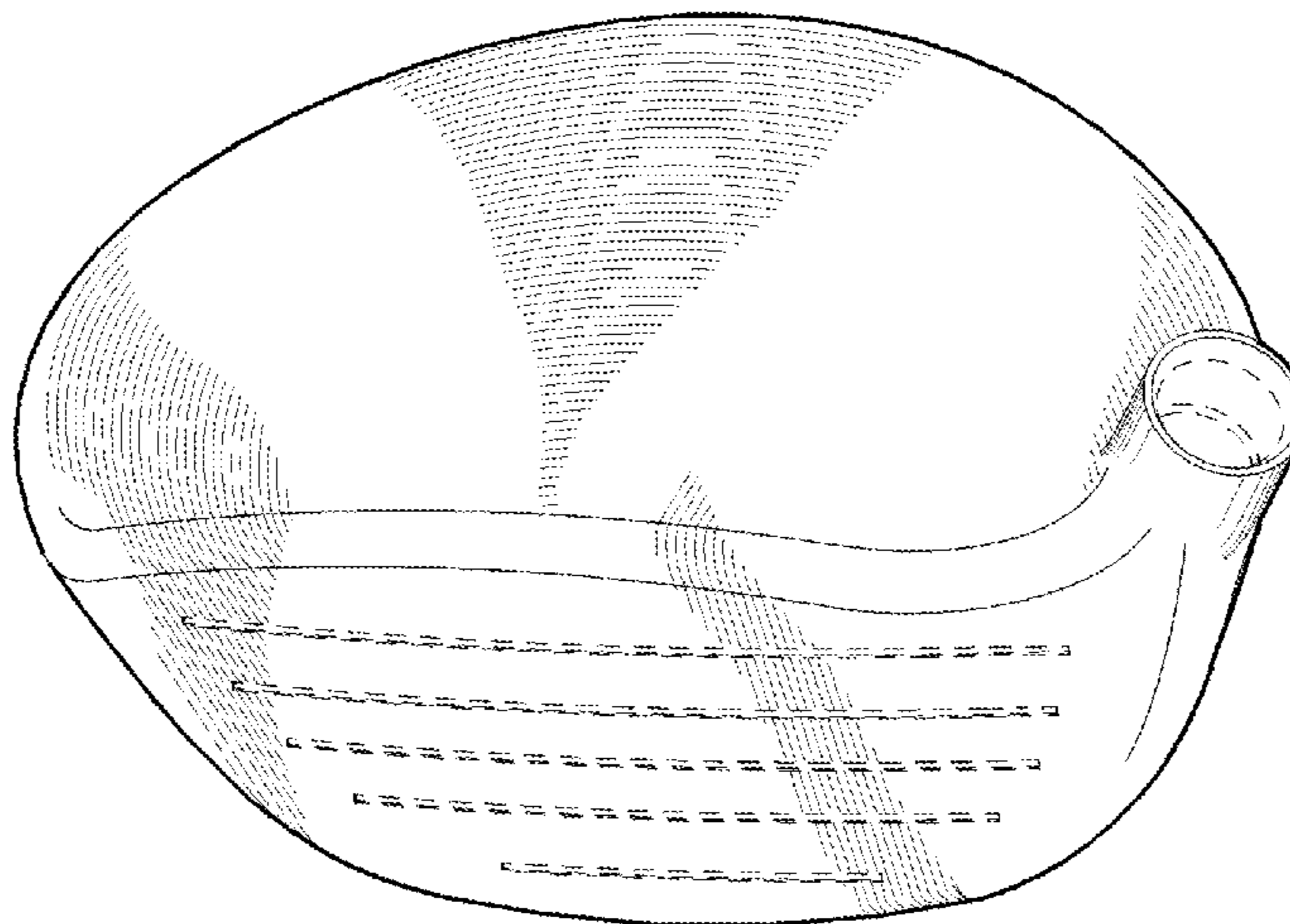
FIG. 6 is a bottom view of the golf fairway wood head of FIG. 1;

FIG. 7 is a toe end view of the golf fairway wood head of FIG. 1; and,

FIG. 8 is a heel end view of the golf fairway wood head of FIG. 1.

The broken line showing is included for the purpose of illustrating and forms no part of the claimed design.

**1 Claim, 4 Drawing Sheets**



OTHER PUBLICATIONS

Bradley D. Schweigert, et al., "Golf Driver Head," U.S. Appl. No. 29/277,593, filed Mar. 2, 2007.

Bradley D. Schweigert, et al., "Golf Driver Head," U.S. Appl. No. 29/277,595, filed Mar. 2, 2007.

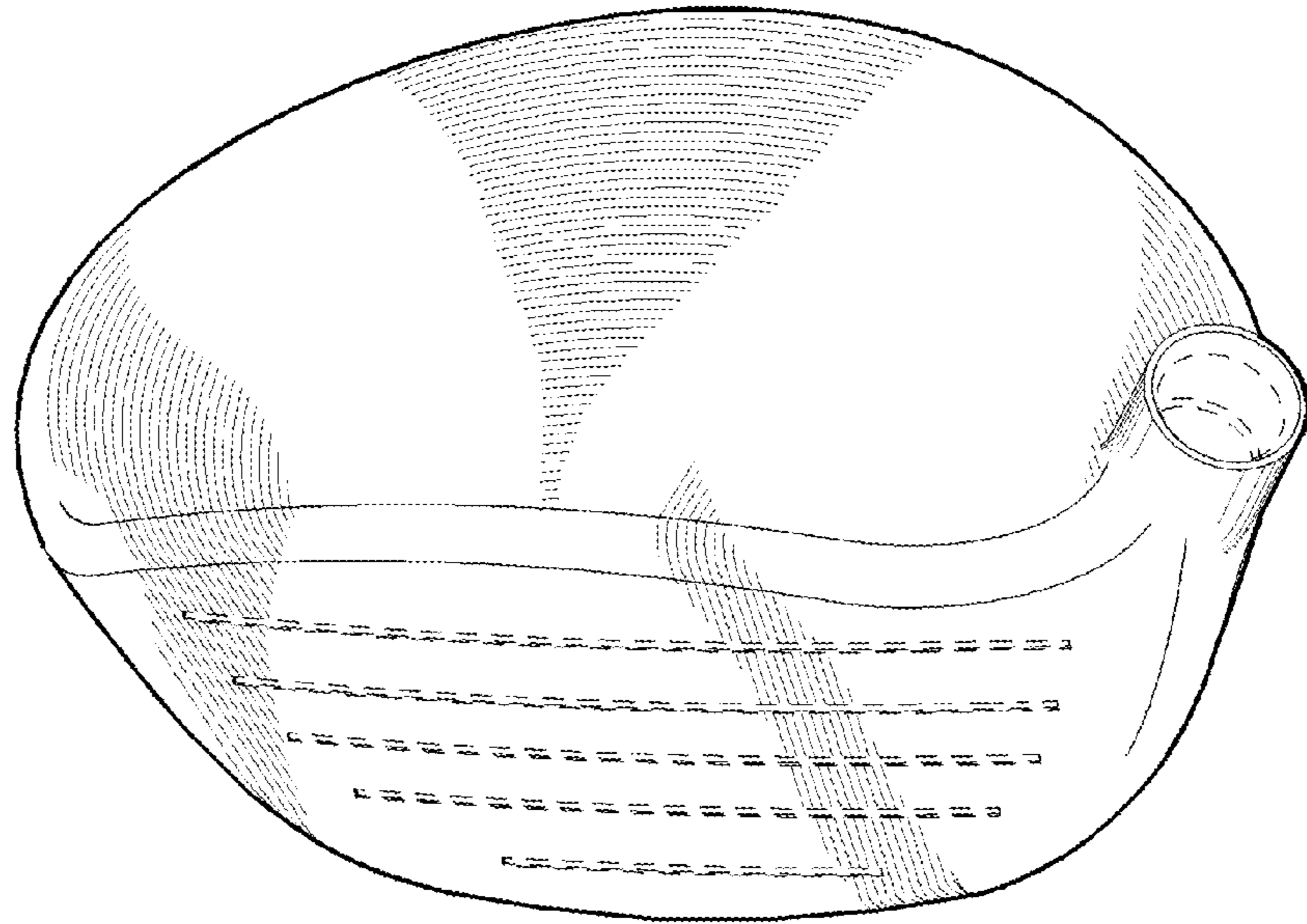
Bradley D. Schweigert, et al., "Golf Driver Head," U.S. Appl. No. 29/277,594, filed Mar. 2, 2007.

Marty R. Jertson, et al., "Golf Hybrid Head," U.S. Appl. No. 29/277,597, filed Mar. 2, 2007.

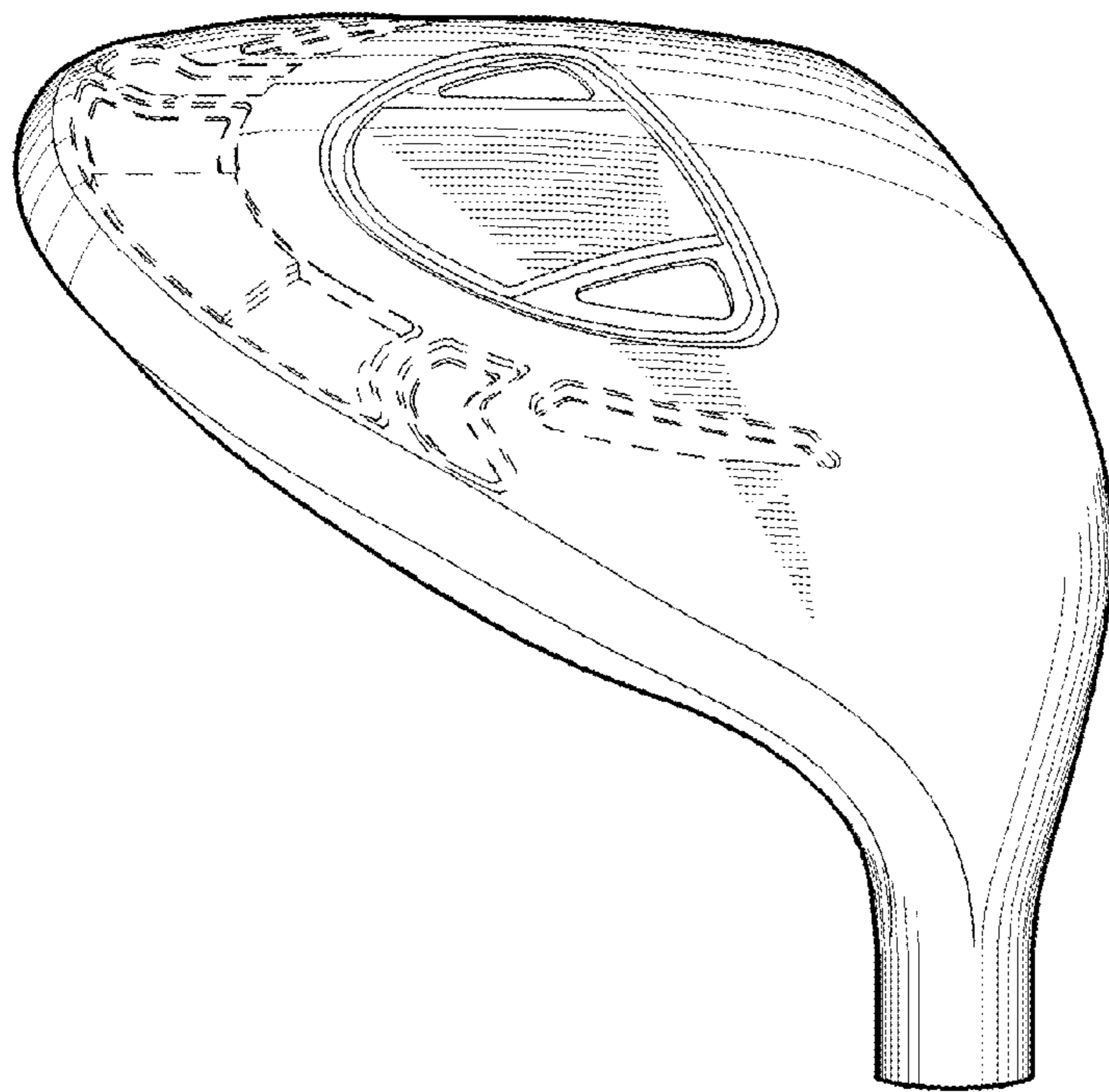
Marty R. Jertson, et al., "Golf Hybrid Head," U.S. Appl. No. 29/277,586, filed Mar. 2, 2007.

Marty R. Jertson, et al., "Golf Hybrid Head," U.S. Appl. No. 29/277,587, filed Mar. 2, 2007.

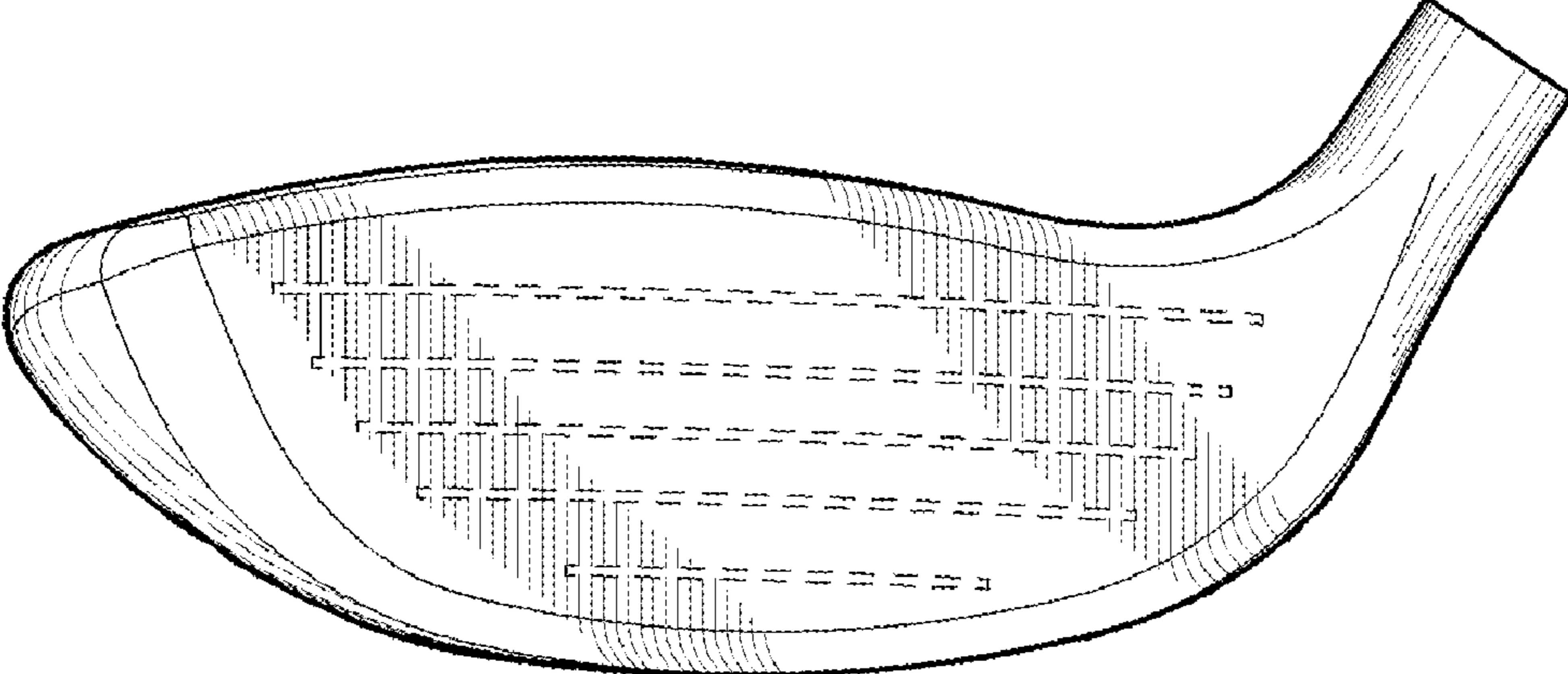
\* cited by examiner



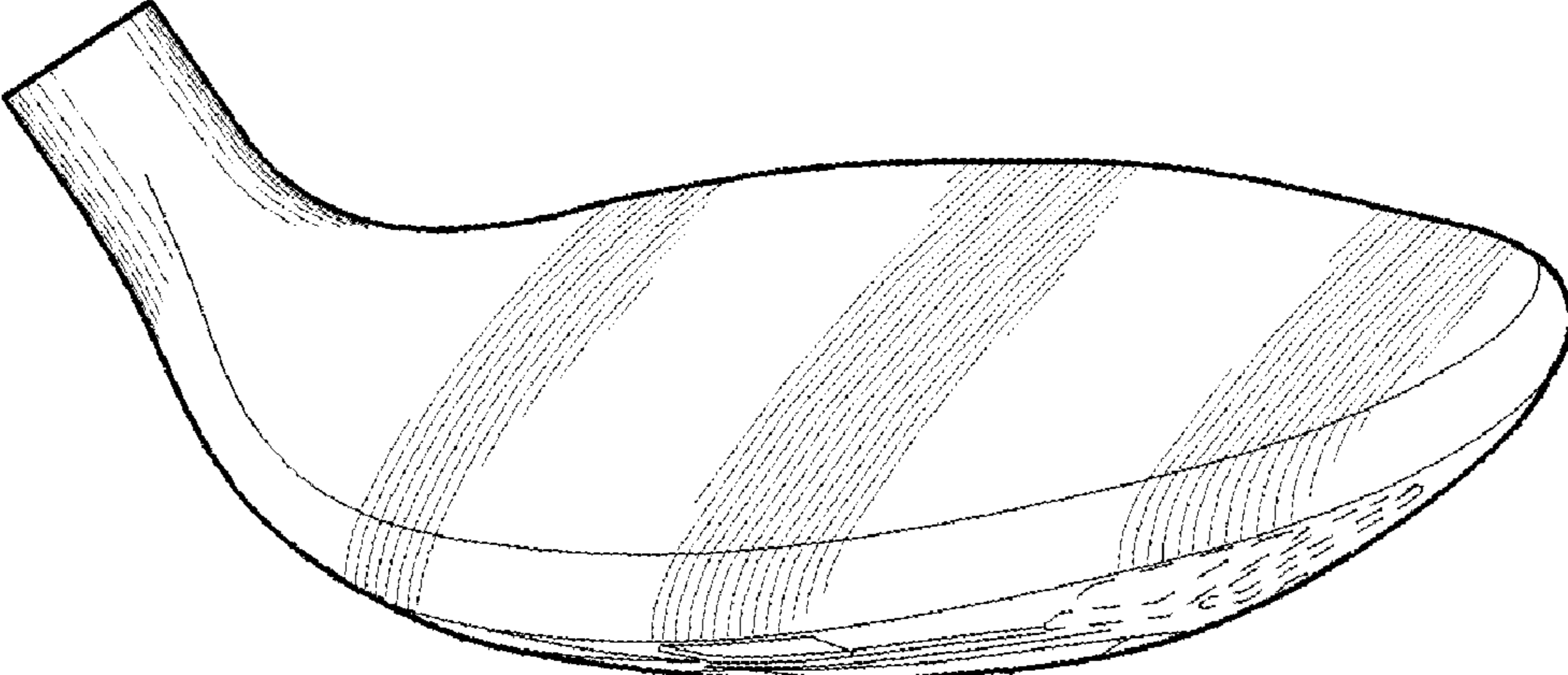
*Fig. 1*



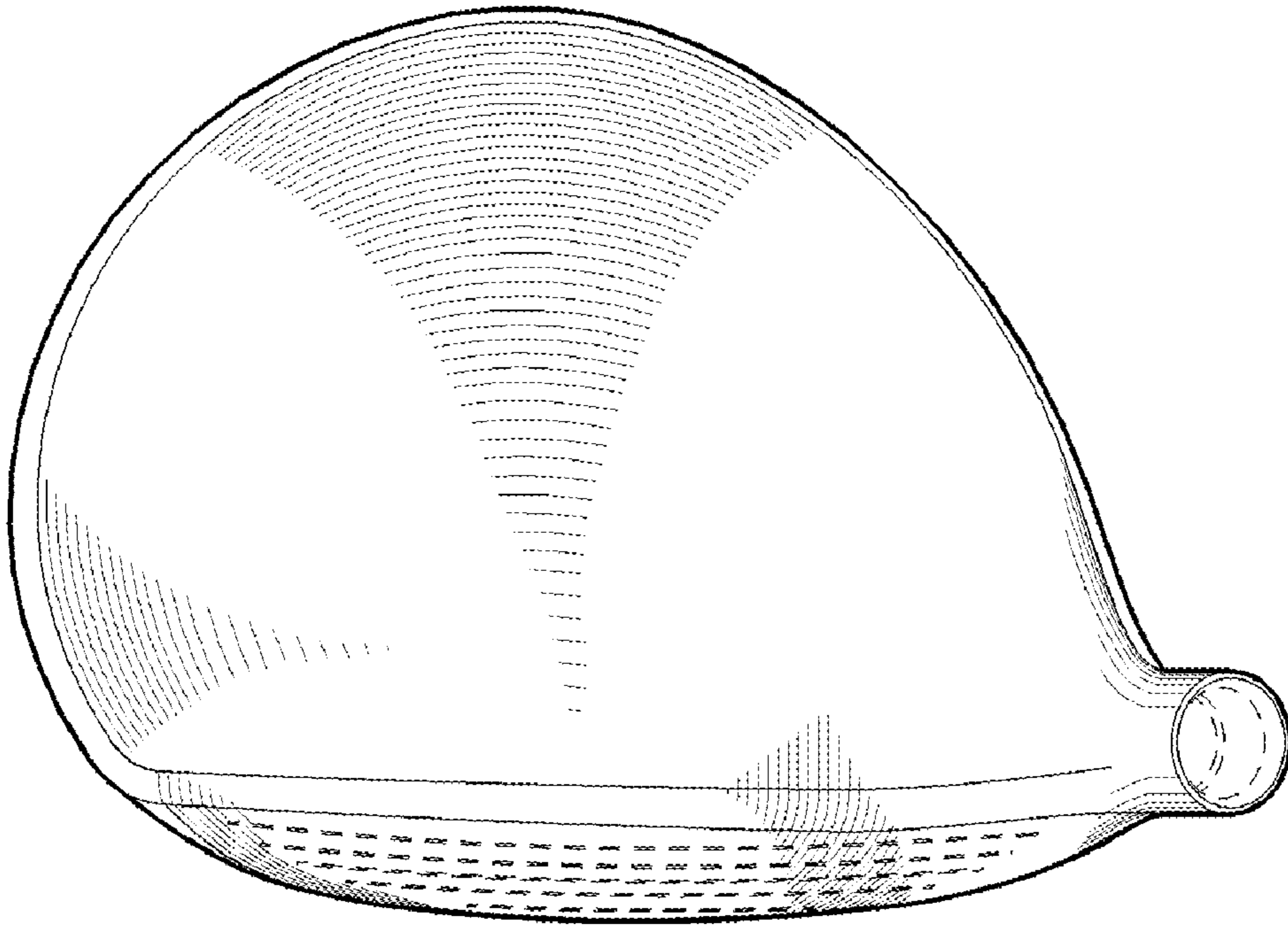
*Fig. 2*



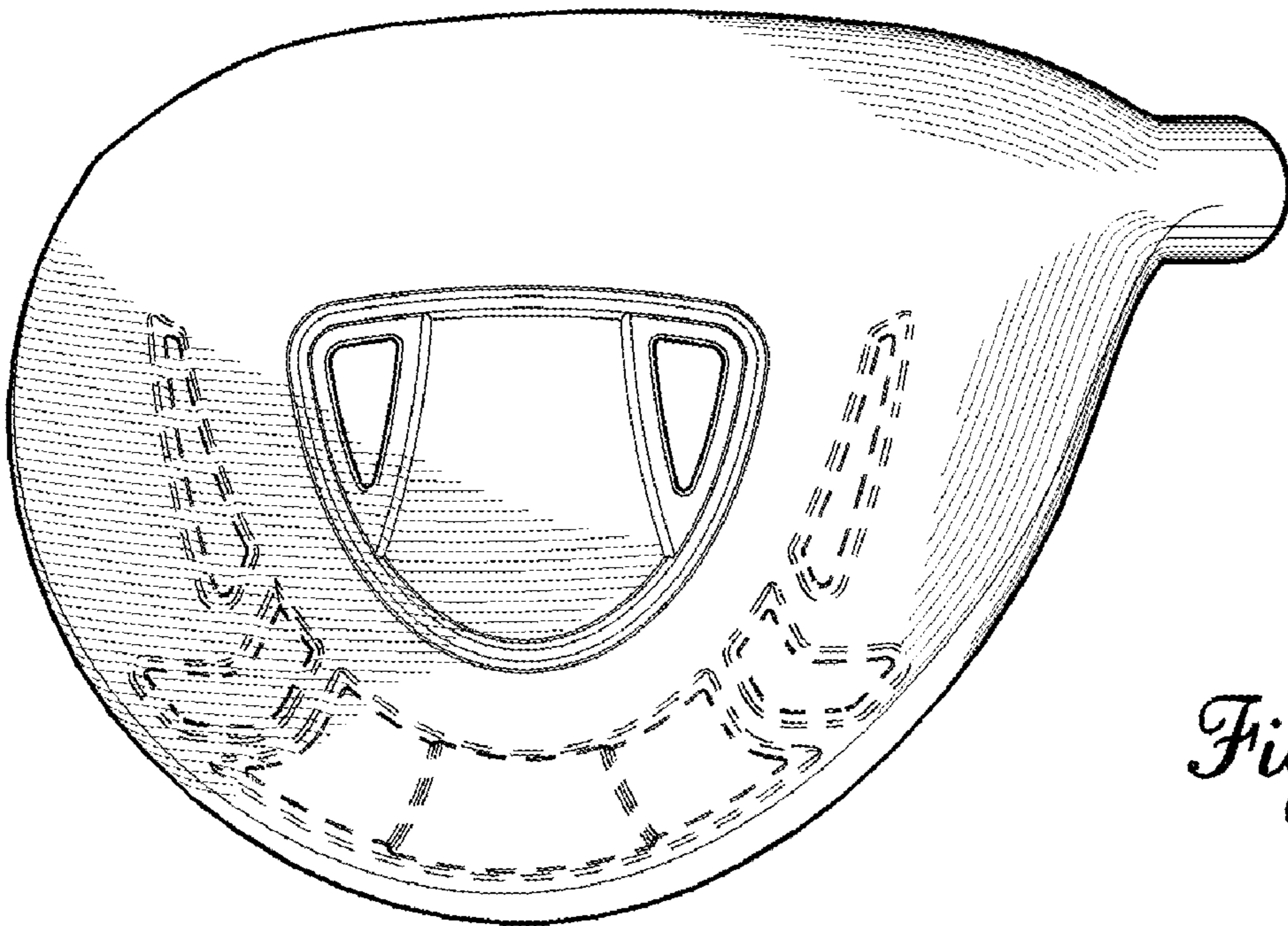
*Fig. 3*



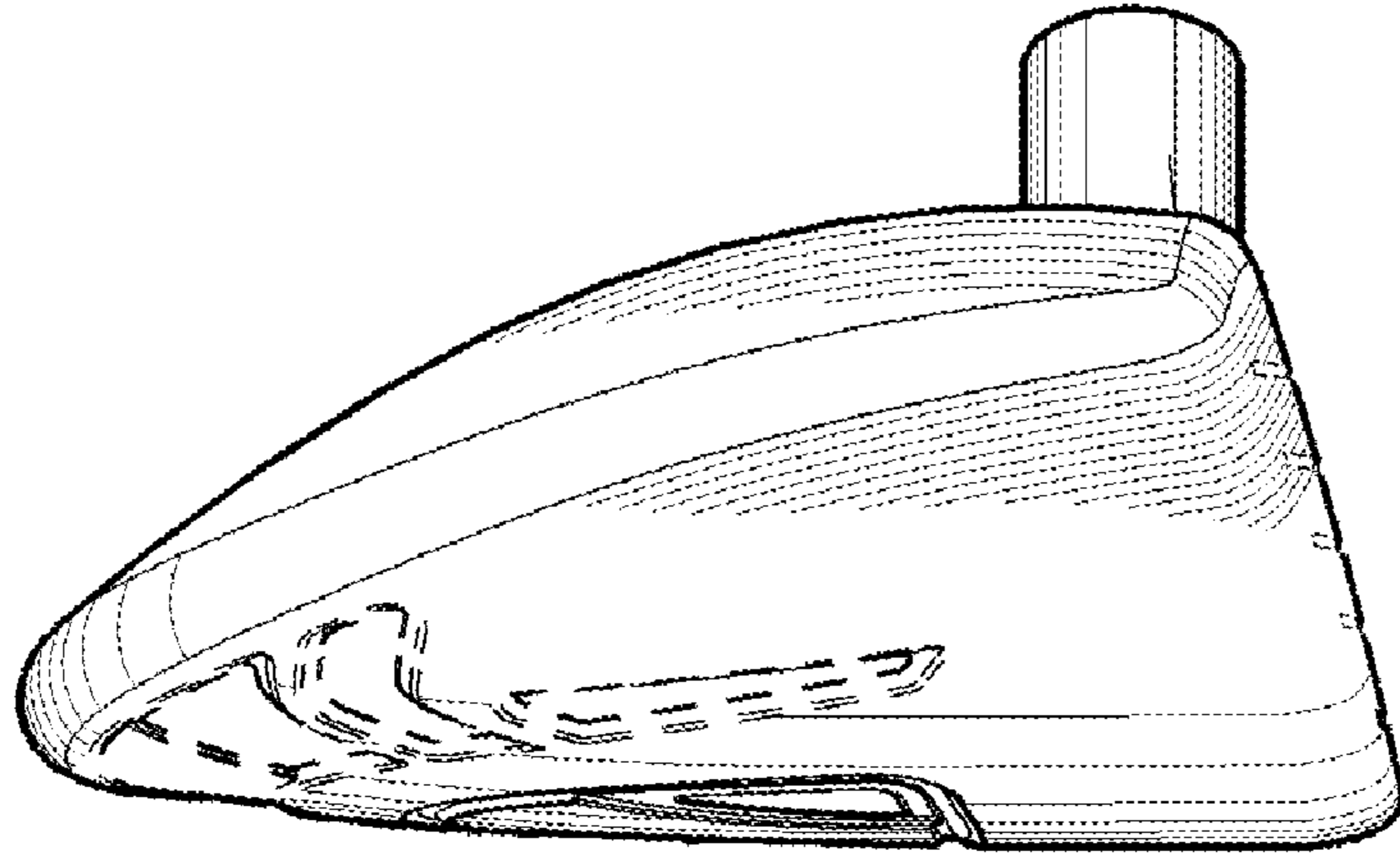
*Fig. 4*



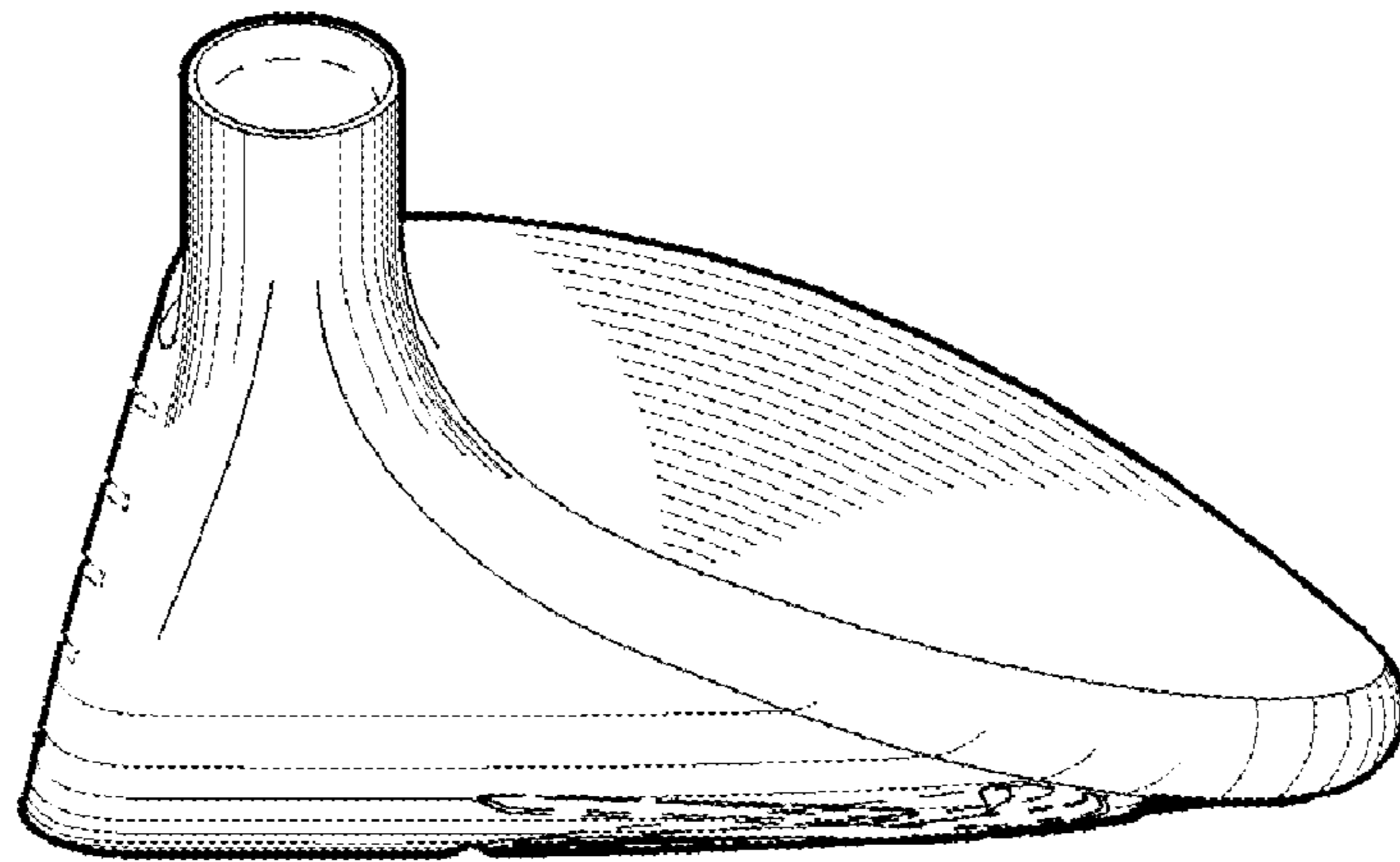
*Fig. 5*



*Fig. 6*



*Fig. 7*



*Fig. 8*