



US00D558278S

(12) **United States Design Patent**
Johnston et al.

(10) **Patent No.:** **US D558,278 S**

(45) **Date of Patent:** **** Dec. 25, 2007**

(54) **WATER GUN**

(75) Inventors: **David Johnston**, East Haddam, CT
(US); **Brian Walsh**, Cheshire, CT (US)

(73) Assignee: **Jakks Pacific, Inc.**, Malibu, CA (US)

(**) Term: **14 Years**

(21) Appl. No.: **29/265,391**

(22) Filed: **Aug. 29, 2006**

(51) **LOC (8) Cl.** **21-01**

(52) **U.S. Cl.** **D21/572**

(58) **Field of Classification Search** D21/567-575,
D21/639, 621; D22/103, 105; 446/267,
446/473, 175; 222/78-79; 239/211, 237,
239/329, 373; 124/6, 63-65, 73-75; D23/231
See application file for complete search history.

(56) **References Cited**

U.S. PATENT DOCUMENTS

D112,441 S * 12/1938 Weidhaas D21/639
D180,597 S * 7/1957 Hughes D21/639
5,009,413 A * 4/1991 Allen 446/153

5,928,053 A * 7/1999 Henderson 446/475
5,992,697 A * 11/1999 James 222/79
D524,881 S * 7/2006 Orłowski et al. D21/572

* cited by examiner

Primary Examiner—Holly H. Baynham

Assistant Examiner—Cynthia M. Chin

(74) *Attorney, Agent, or Firm*—Tope - McKay & Associates

(57) **CLAIM**

The ornamental design for a water gun, as shown and described.

DESCRIPTION

FIG. 1 is a front perspective view of a water gun;

FIG. 2 is a side elevational view thereof;

FIG. 3 is an opposite side view thereof;

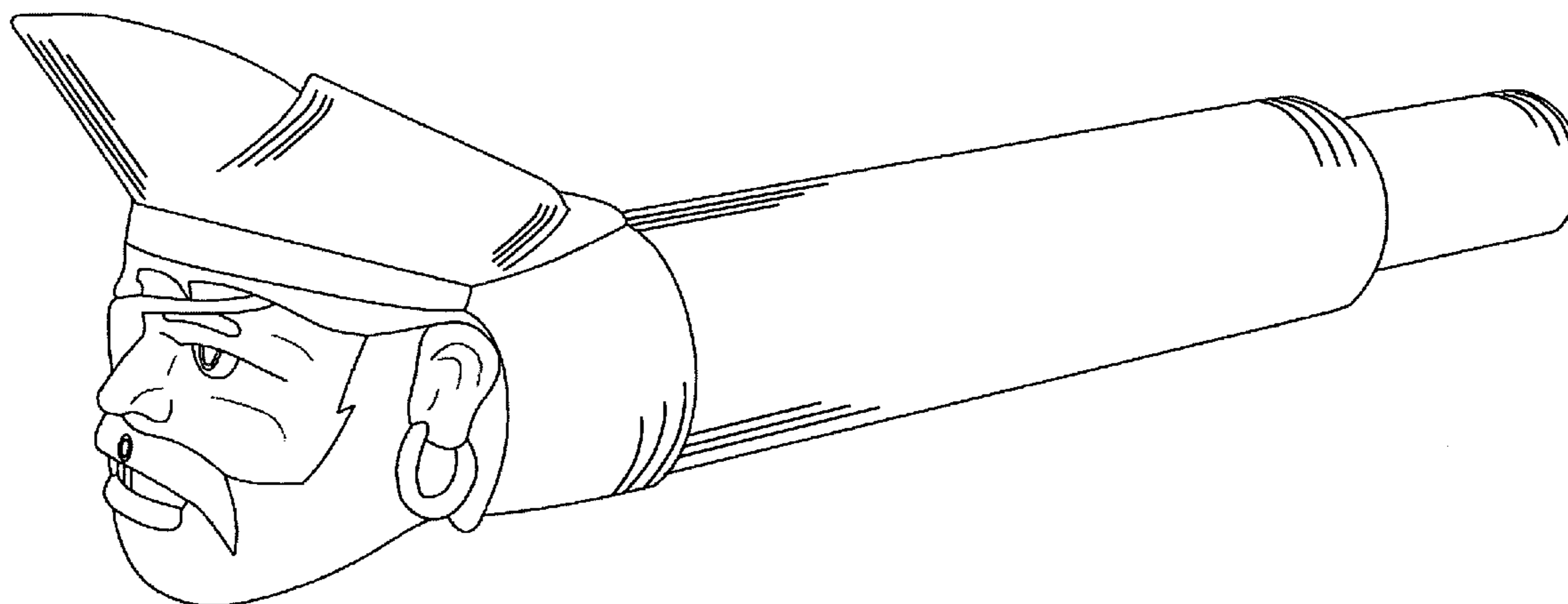
FIG. 4 is a top plan view thereof;

FIG. 5 is a bottom plan view thereof;

FIG. 6 is an enlarged front elevational view thereof; and,

FIG. 7 is an enlarged rear elevational view thereof.

1 Claim, 7 Drawing Sheets



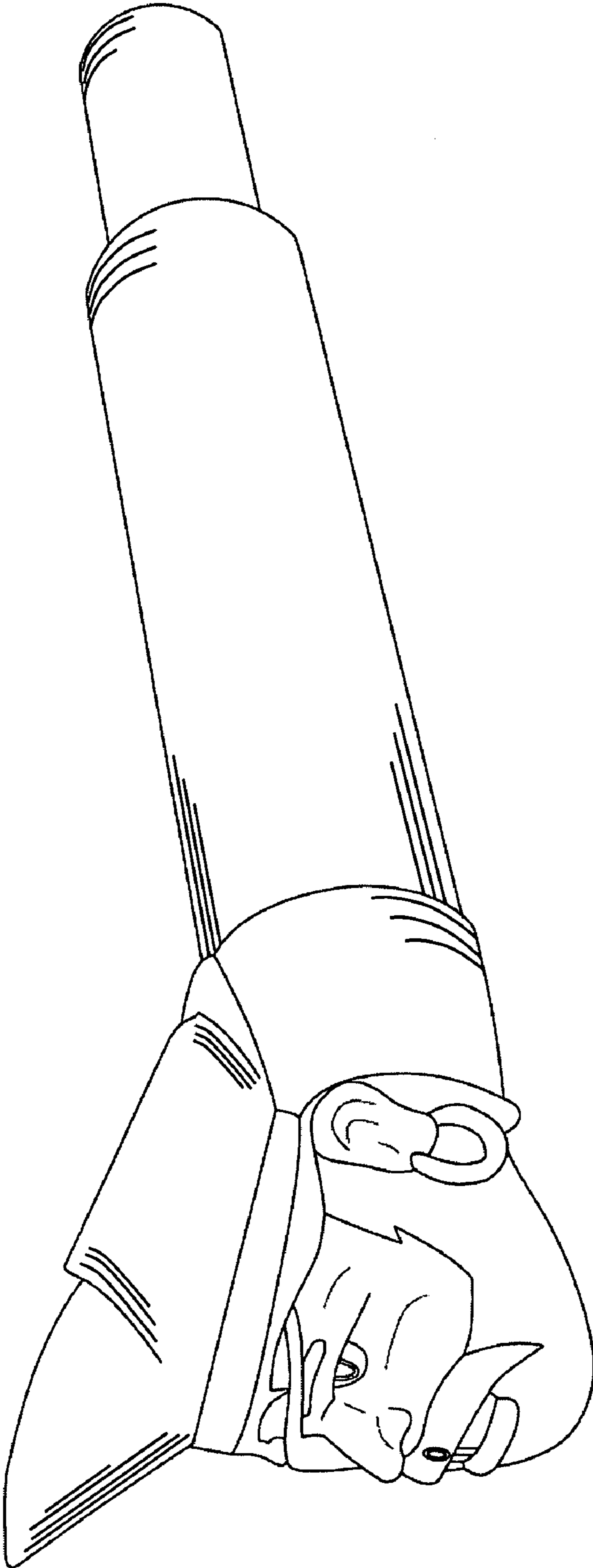


FIG. 1



FIG. 2

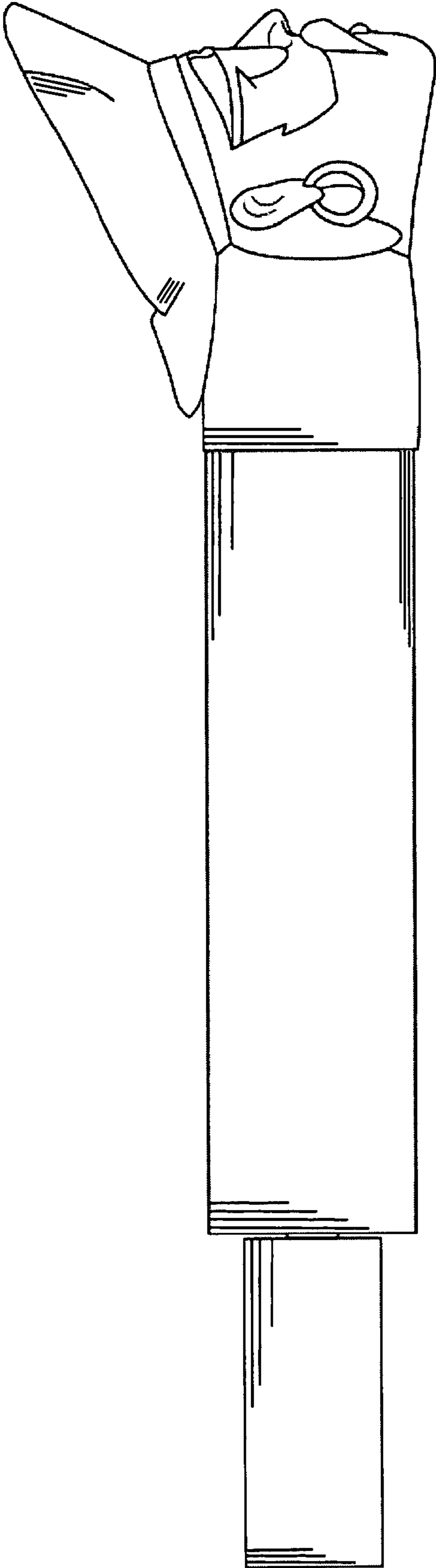


FIG. 3



FIG. 4

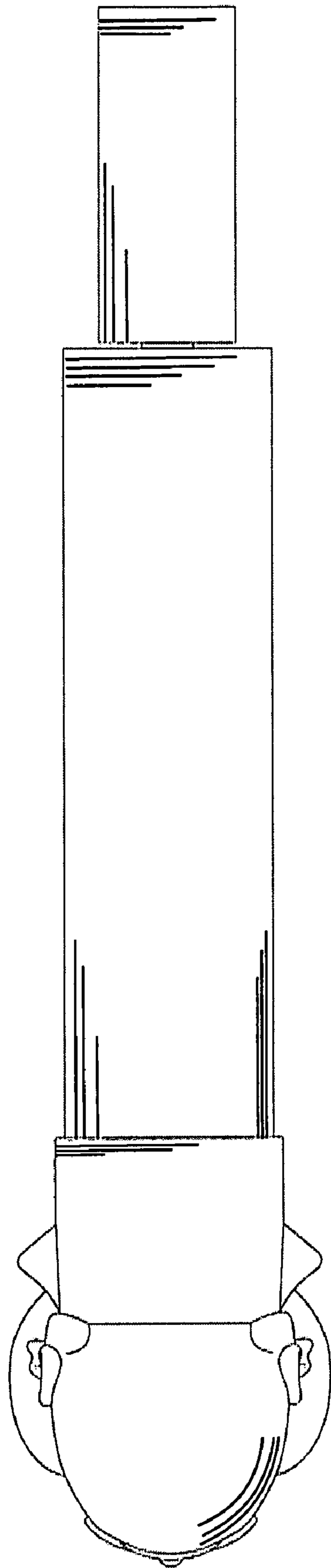


FIG. 5

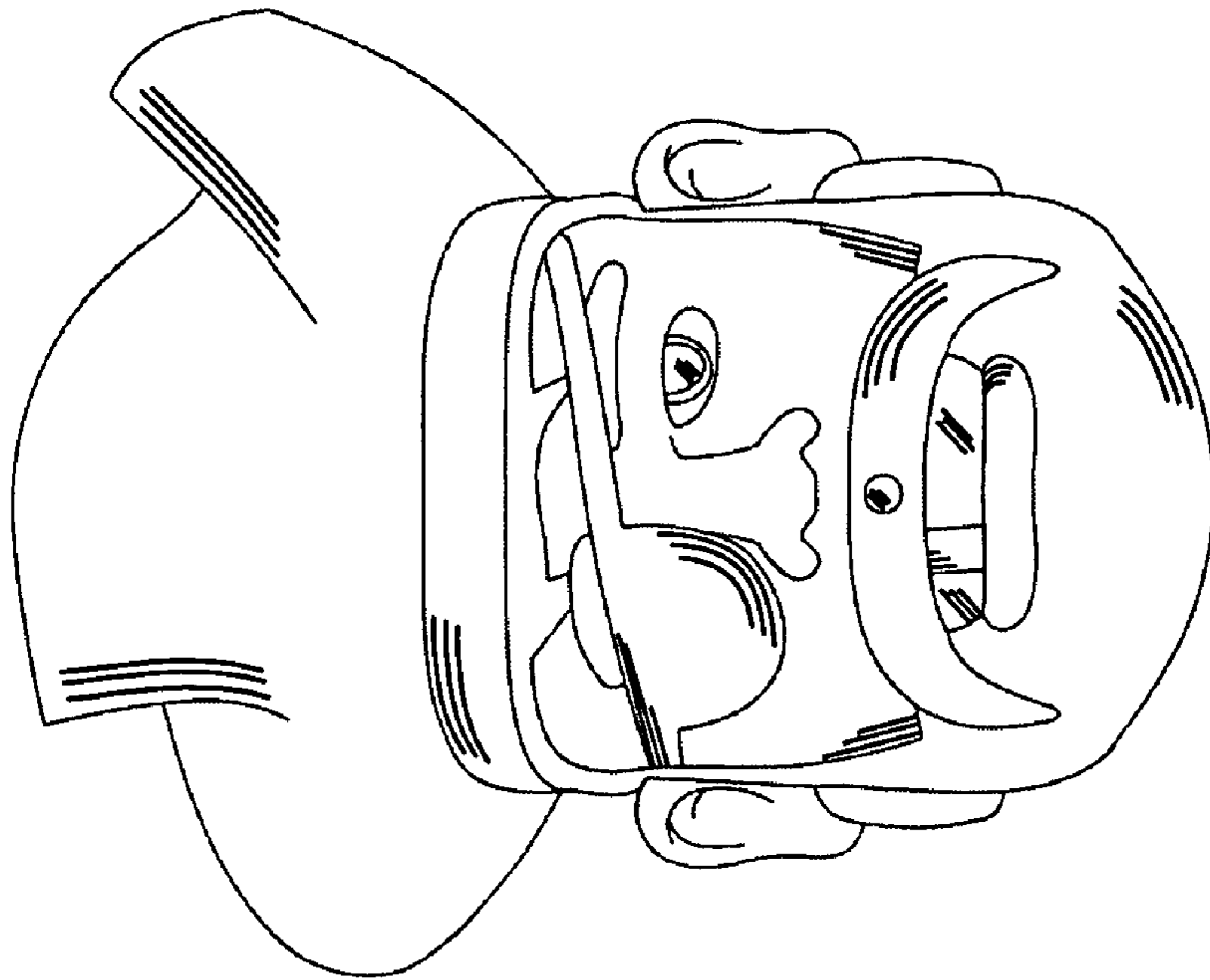


FIG. 6




FIG. 7