



US00D558269S

(12) **United States Design Patent**
Takanashi

(10) **Patent No.:** **US D558,269 S**

(45) **Date of Patent:** **** Dec. 25, 2007**

(54) **PEN**

(75) Inventor: **Kazuhiko Takanashi**, Tokyo (JP)

(73) Assignee: **Mitsubishi Pencil Co., Ltd.**, Tokyo (JP)

(**) Term: **14 Years**

(21) Appl. No.: **29/247,777**

(22) Filed: **Jul. 11, 2006**

(30) **Foreign Application Priority Data**

Jan. 13, 2006 (JP) 2006-000412

(51) **LOC (8) Cl.** **19-06**

(52) **U.S. Cl.** **D19/49**

(58) **Field of Classification Search** D19/35,
D19/36, 41-51, 53-57; 24/11 R, 11 F, 11 P;
401/52, 99, 100, 104, 105, 106, 107, 108,
401/109, 192, 195, 196

See application file for complete search history.

(56) **References Cited**

U.S. PATENT DOCUMENTS

D433,704 S * 11/2000 Kouda D19/49

D463,821 S * 10/2002 Nishida D19/47

D497,643 S * 10/2004 Nishida D19/51

D497,950 S 11/2004 Takanashi

D500,521 S * 1/2005 Hautzinger et al. D19/51

D525,302 S * 7/2006 Togawa D19/51

* cited by examiner

Primary Examiner—Elizabeth A. Albert

(74) *Attorney, Agent, or Firm*—Foley & Lardner LLP

(57) **CLAIM**

The ornamental design for a pen, as shown and described.

DESCRIPTION

FIG. 1 is a perspective view of a pen showing my new design;

FIG. 2 is a front view thereof;

FIG. 3 is a right side view thereof; the left side view is a mirror image of the right side;

FIG. 4 is a rear view thereof;

FIG. 5 is a top plan view thereof; and,

FIG. 6 is a bottom plan view thereof.

1 Claim, 1 Drawing Sheet

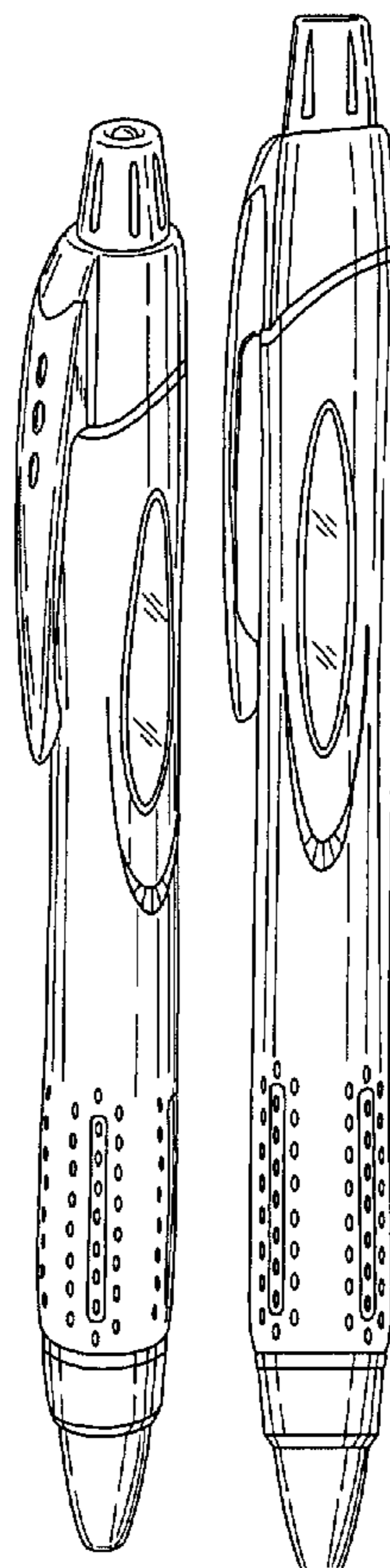


FIG. 1

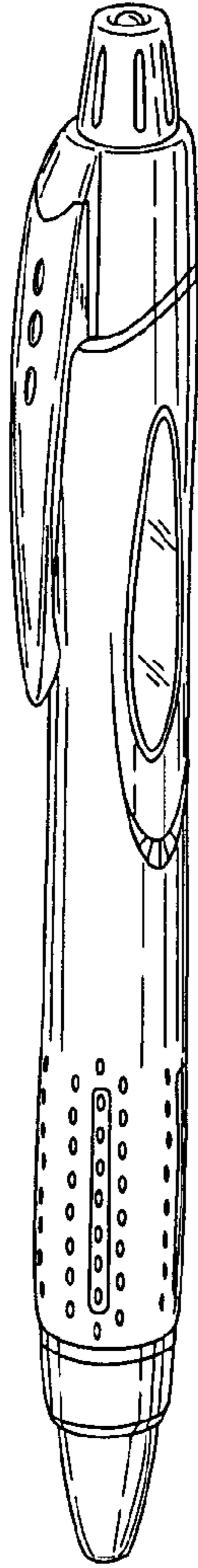


FIG. 2

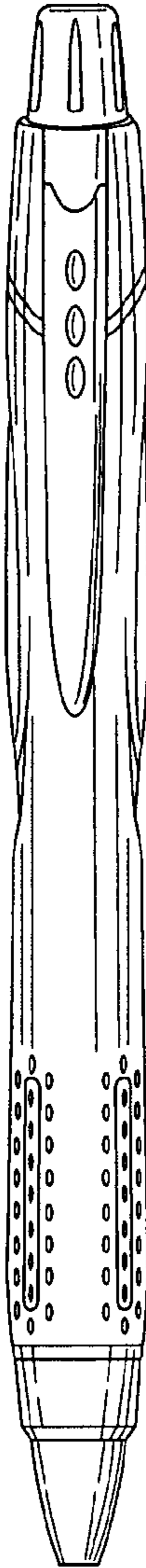


FIG. 3

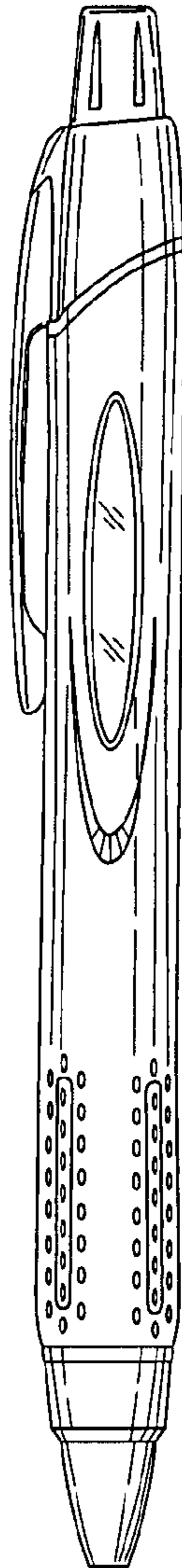


FIG. 4



FIG. 5

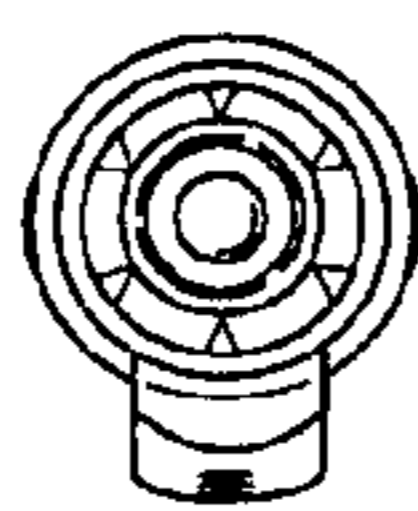


FIG. 6

