



US00D558238S

(12) **United States Design Patent**
Kuwae

(10) **Patent No.:** **US D558,238 S**

(45) **Date of Patent:** **** Dec. 25, 2007**

(54) **HOOD PORTION OF A TRACTOR**

D499,750 S * 12/2004 Mistry et al. D15/31
D500,507 S * 1/2005 Mistry et al. D15/31

(75) Inventor: **Junta Kuwae**, Sakai (JP)

* cited by examiner

(73) Assignee: **Kubota Corporation**, Osaka (JP)

Primary Examiner—Stella Reid

Assistant Examiner—Mark Goodwin

(**) Term: **14 Years**

(74) *Attorney, Agent, or Firm*—The Webb Law Firm

(21) Appl. No.: **29/266,356**

(57) **CLAIM**

(22) Filed: **Sep. 19, 2006**

The ornamental design for hood portion of a tractor, as shown and described.

(30) **Foreign Application Priority Data**

Jul. 5, 2006 (JP) D2006-017720

DESCRIPTION

(51) **LOC (8) Cl.** **15-03**

FIG. 1 is a front view of a hood portion of a tractor showing my new design;

(52) **U.S. Cl.** **D15/31**

FIG. 2 is a reduced left side view thereof;

(58) **Field of Classification Search** D15/10,

FIG. 3 is a reduced right side view thereof;

D15/11, 13–17, 22–26, 28, 31, 33; D12/163;
180/89.1, 89.12, 900; 296/193.1, 193.11;
56/13.3, 13.4, 15.8, 15.9, 16.1, 16.7, 202,
56/254, 255, 320.1

FIG. 4 is a reduced top plan view thereof;

FIG. 5 is a reduced right front perspective view thereof;

See application file for complete search history.

FIG. 6 is a reduced left front perspective view thereof; and,

FIG. 7 is a reduced right front perspective view illustrating the hood portion of a tractor in its environment.

(56) **References Cited**

The area in FIGS. 2, 3 and 7 having a stippled texture and outlined in dashed lines is intended to show the environment of the subject invention and is not part of the claimed subject matter.

U.S. PATENT DOCUMENTS

D382,279 S * 8/1997 Goebert et al. D15/31
D419,164 S * 1/2000 Heiler et al. D15/31
D473,881 S * 4/2003 Kuwae D15/28
D474,206 S * 5/2003 Kuwae D15/31
D498,485 S * 11/2004 Kuwae D15/31

1 Claim, 7 Drawing Sheets






Fig. 1




Fig. 2




Fig. 3




Fig. 4



Fig. 5



Fig. 6



Fig. 7