



US00D558237S

(12) **United States Design Patent**
Ryan

(10) **Patent No.:** **US D558,237 S**

(45) **Date of Patent:** **** Dec. 25, 2007**

(54) **PLOUGH DIGGING ADAPTER AND BLADE ASSEMBLY**

(75) Inventor: **John William Ryan, Jandakot (AU)**

(73) Assignee: **Ausplow Pty. Ltd., Western Australia (AU)**

(**) Term: **14 Years**

(21) Appl. No.: **29/275,018**

(22) Filed: **Dec. 8, 2006**

(30) **Foreign Application Priority Data**

Jun. 8, 2006 (AU) 12495/06

(51) **LOC (8) Cl.** **15-03**

(52) **U.S. Cl.** **D15/11; D15/29**

(58) **Field of Classification Search** D15/11,
D15/17, 21, 28, 29, 32; 111/149, 123; 37/452,
37/370; 172/713, 722, 699, 762, 768, 769,
172/770, 772, 772.5, 749, 753, 725, 726,
172/704, 196

See application file for complete search history.

(56) **References Cited**

U.S. PATENT DOCUMENTS

- D27,918 S * 11/1897 Barnard D15/11
- 1,073,984 A * 9/1913 Hartig 172/699
- 2,786,404 A * 3/1957 Gardner 172/444
- 2,904,119 A * 9/1959 Hunter 172/762
- 2,988,026 A * 6/1961 Heckathorn 111/150
- 3,013,620 A * 12/1961 Hill 172/762
- 3,038,424 A * 6/1962 Johnson 111/124
- 3,704,753 A * 12/1972 Hasforth et al. 172/700
- 3,752,236 A * 8/1973 Foster 172/751
- D237,644 S * 11/1975 Williams et al. D15/29
- D250,713 S * 1/1979 Korpi D15/28
- D255,797 S * 7/1980 Ryan D15/11
- 4,333,536 A * 6/1982 Ryan 172/721
- 4,399,874 A * 8/1983 Ryan 172/269

- 4,415,042 A * 11/1983 Cosson 172/749
- D276,613 S * 12/1984 Pickett D15/28
- D277,862 S * 3/1985 Johnson et al. D15/29
- 4,505,337 A * 3/1985 Ryan 172/260.5
- 4,548,276 A * 10/1985 Linger 172/166
- D285,205 S * 8/1986 Johnson D15/29
- D285,206 S * 8/1986 Johnson D15/29
- D285,691 S * 9/1986 Johnson D15/29
- 4,618,006 A * 10/1986 Cosson 172/699
- D286,783 S * 11/1986 Johnson D15/29
- 4,799,823 A * 1/1989 Williams 405/180
- D360,420 S * 7/1995 Woodward et al. D15/29
- 5,579,852 A * 12/1996 Woodward et al. 172/721
- 5,797,460 A * 8/1998 Parker et al. 172/151
- D411,546 S * 6/1999 Chapman D15/11
- 5,941,318 A * 8/1999 Bergen 172/730
- D415,773 S * 10/1999 Chapman D15/11
- 6,315,057 B1 * 11/2001 Borter 172/753
- 2006/0231274 A1 * 10/2006 Bull et al. 172/753

* cited by examiner

Primary Examiner—Stella M. Reid

Assistant Examiner—Mark Goodwin

(74) *Attorney, Agent, or Firm*—Fitch, Even, Tabin & Flannery

(57) **CLAIM**

I claim the ornamental design for a plough digging adapter and blade assembly, as shown and described.

DESCRIPTION

FIG. 1 is a perspective view of a plough digging adapter and blade assembly, showing my new design;

FIG. 2 is a left side view thereof;

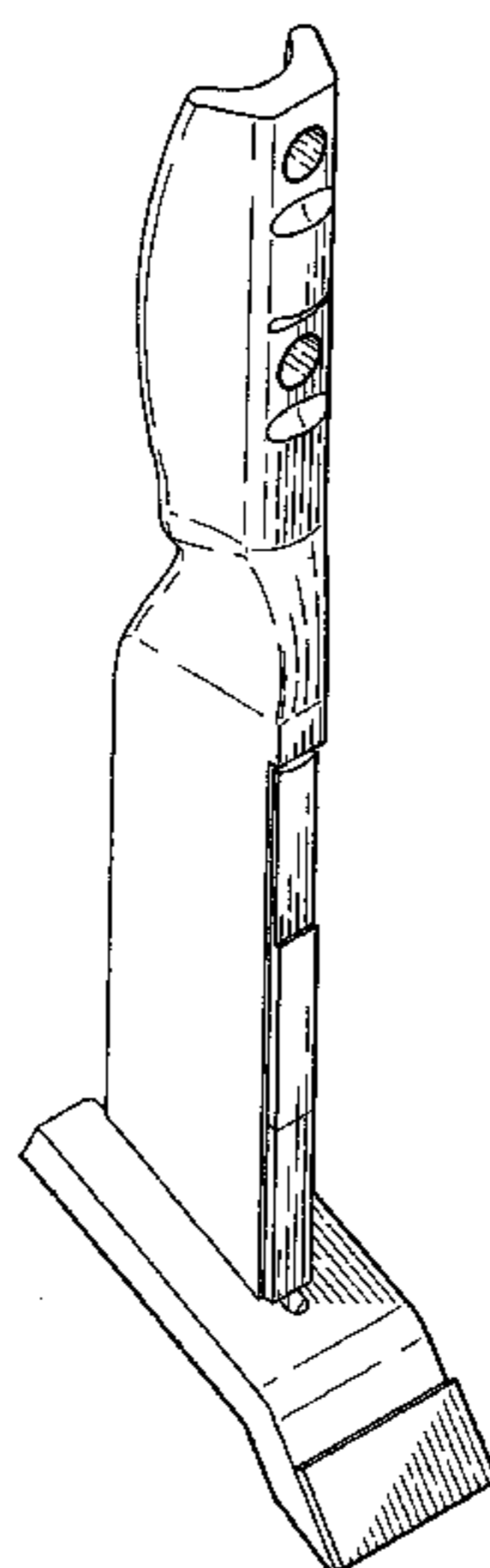
FIG. 3 is a bottom plan view thereof;

FIG. 4 is a top plan view thereof;

FIG. 5 is a rear view thereof; and,

FIG. 6 is a front view thereof.

1 Claim, 5 Drawing Sheets



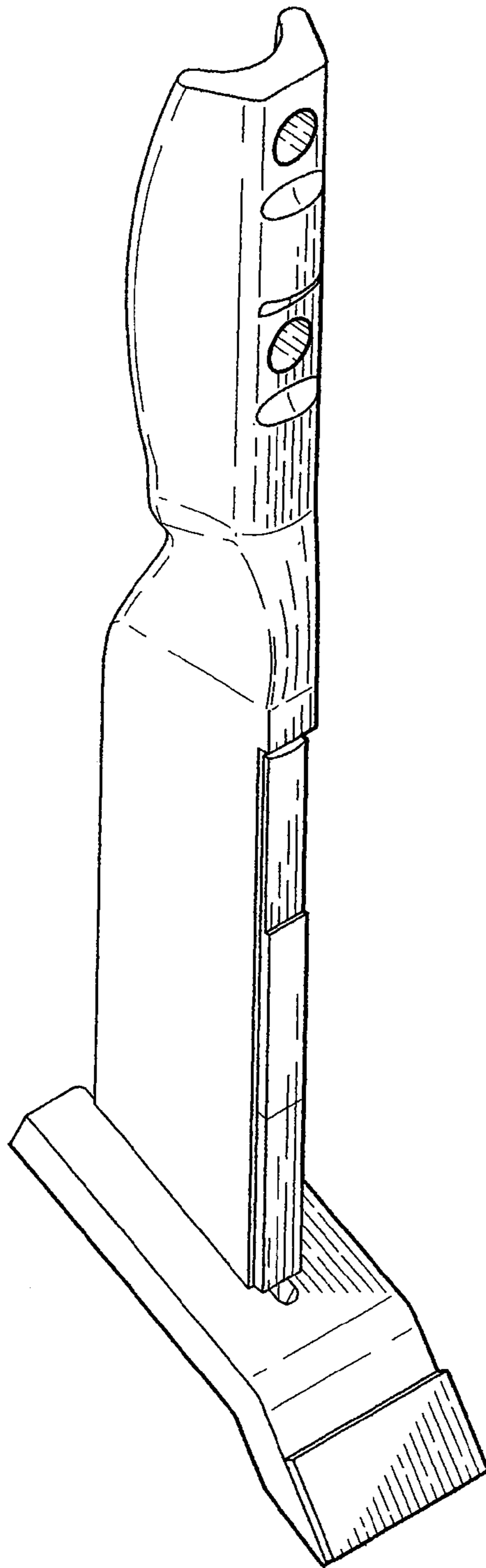


FIG. 1

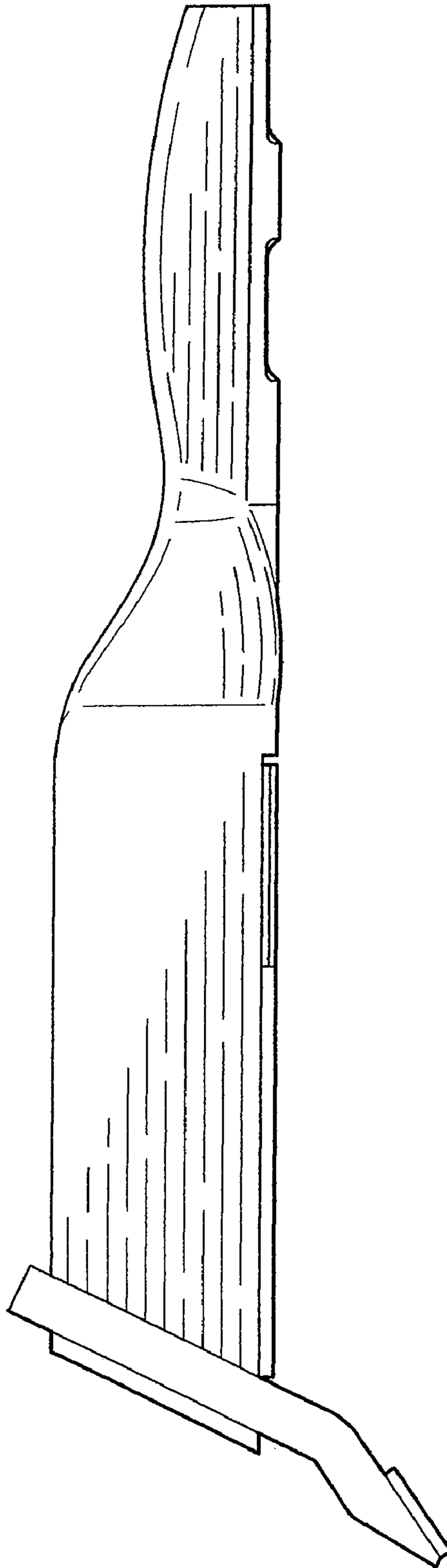


FIG. 2

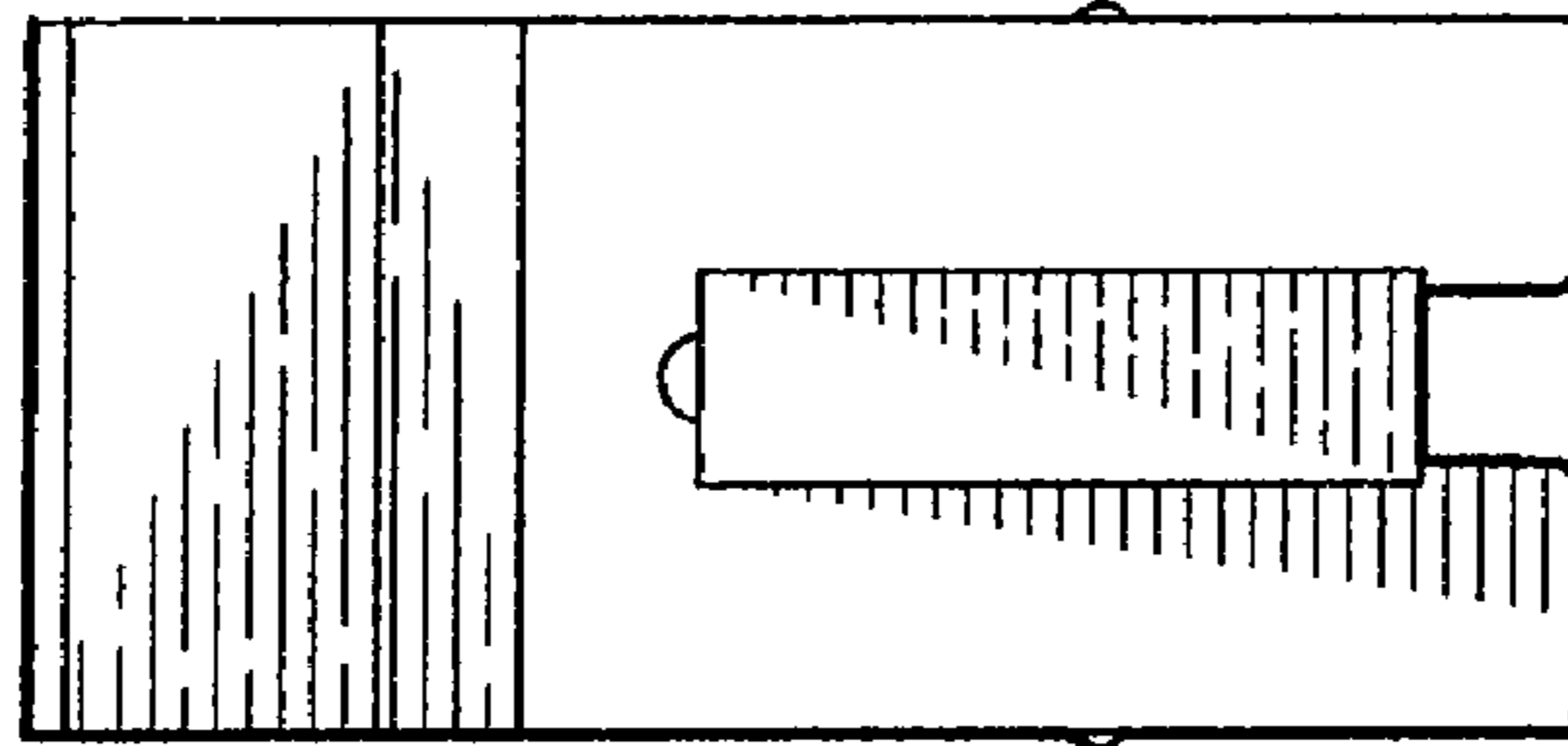


FIG. 3

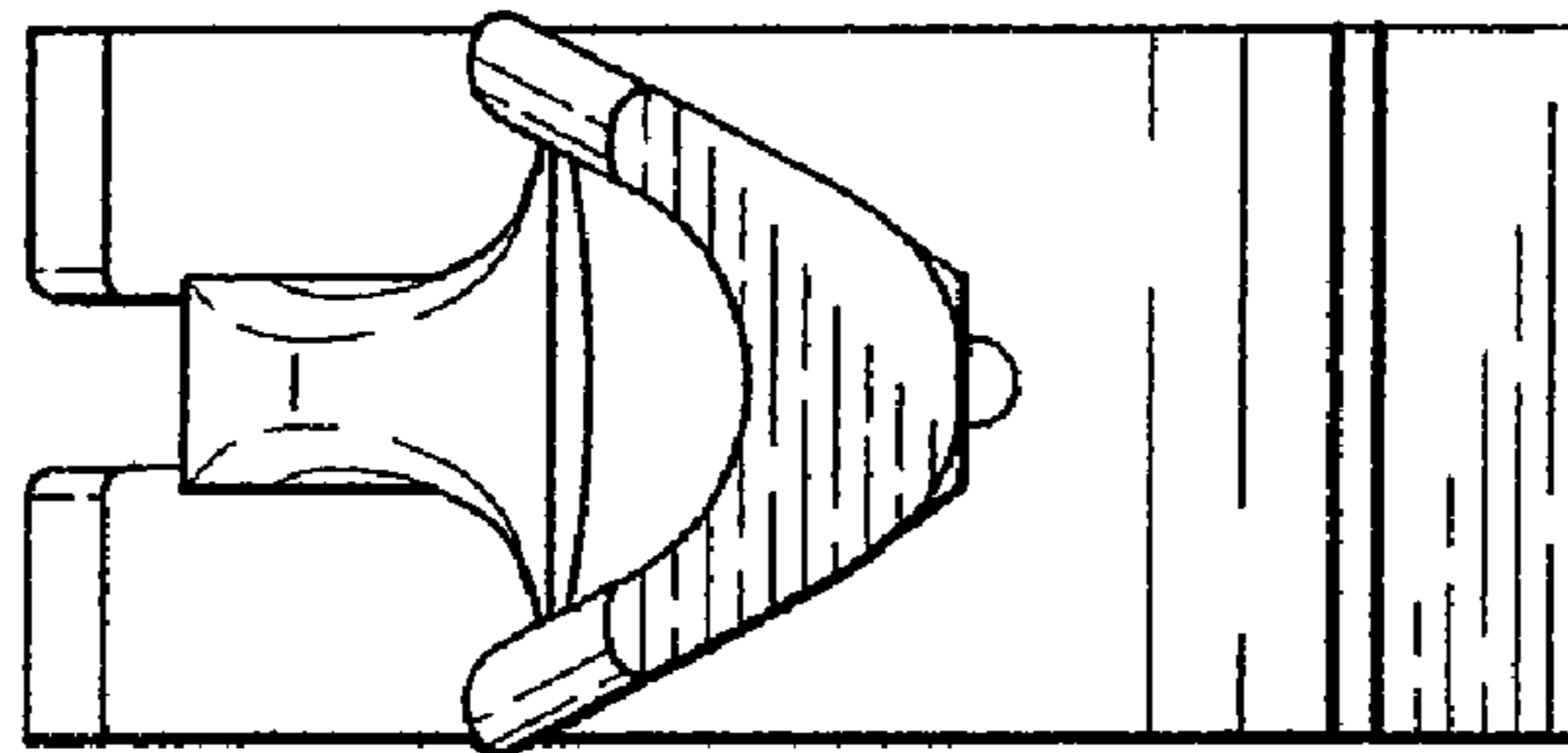


FIG. 4

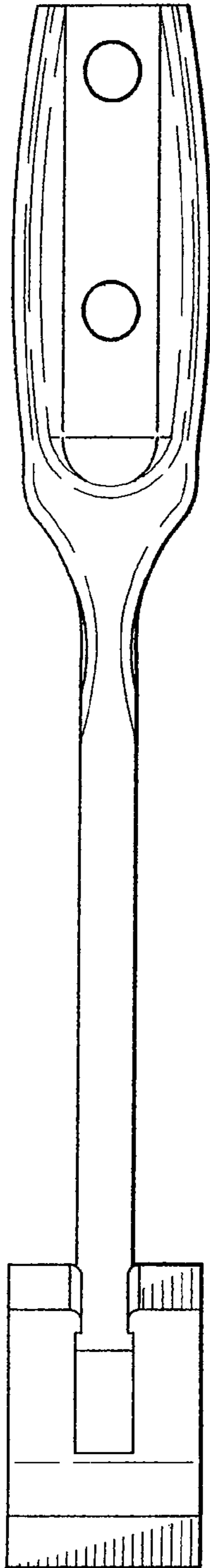


FIG. 5

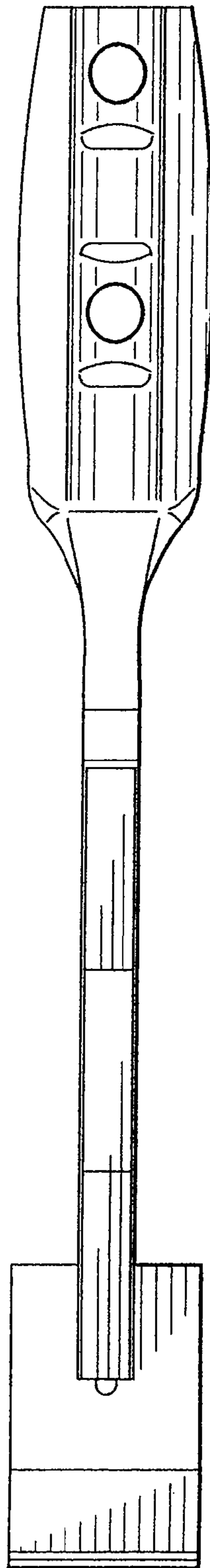


FIG. 6