



US00D558227S

(12) **United States Design Patent**
Cho et al.

(10) **Patent No.:** **US D558,227 S**
(45) **Date of Patent:** **** Dec. 25, 2007**

(54) **MEDIA PLAYER**

(75) Inventors: **Mei San Gigi Cho**, Singapore (SG);
Kok Chong Anthony Oh, Singapore
(SG); **Boon Keat Eddy Toh**, Singapore
(SG); **Kin Fui Chong**, Singapore (SG)

(73) Assignee: **Creative Technology Ltd**, Singapore
(SG)

(**) Term: **14 Years**

(21) Appl. No.: **29/286,873**

(22) Filed: **May 21, 2007**

(30) **Foreign Application Priority Data**

Dec. 28, 2006 (SG) D2006/1329/F

(51) **LOC (8) Cl.** **14-03**

(52) **U.S. Cl.** **D14/496**

(58) **Field of Classification Search** D14/496,
D14/401, 435, 474, 483, 217, 137, 138, 160,
D14/168; 345/156, 169, 173-179, 905; 715/727-729,
715/864; 455/11.1, 773, 344-347, 93, 95;
370/342-344; 369/1, 2, 6, 12; 463/43-47;
273/148 B

See application file for complete search history.

(56) **References Cited**

U.S. PATENT DOCUMENTS

6,591,085 B1 * 7/2003 Grady 455/42
D497,618 S * 10/2004 Andre et al. D14/496
6,825,832 B2 * 11/2004 Chung et al. 345/168
D506,476 S * 6/2005 Andre et al. D14/496

D510,584 S * 10/2005 Tierney D14/496
D513,267 S * 12/2005 Chen D14/496
D515,546 S * 2/2006 Mu D14/156
D516,579 S * 3/2006 Nakamura D14/496
7,046,230 B2 * 5/2006 Zadesky et al. 345/156
7,184,802 B2 * 2/2007 Chadha 455/575.1

* cited by examiner

Primary Examiner—Prabhakar Deshmukh

(74) *Attorney, Agent, or Firm*—P. Francois de Villiers

(57) **CLAIM**

The ornamental design for a media player, substantially as shown and described.

DESCRIPTION

FIG. 1 is a perspective view of a media player showing our new design;

FIG. 2 is a front view of the media player shown in FIG. 1;

FIG. 3 is a rear view of the media player shown in FIG. 1;

FIG. 4 is a left side view of the media player shown in FIG. 1;

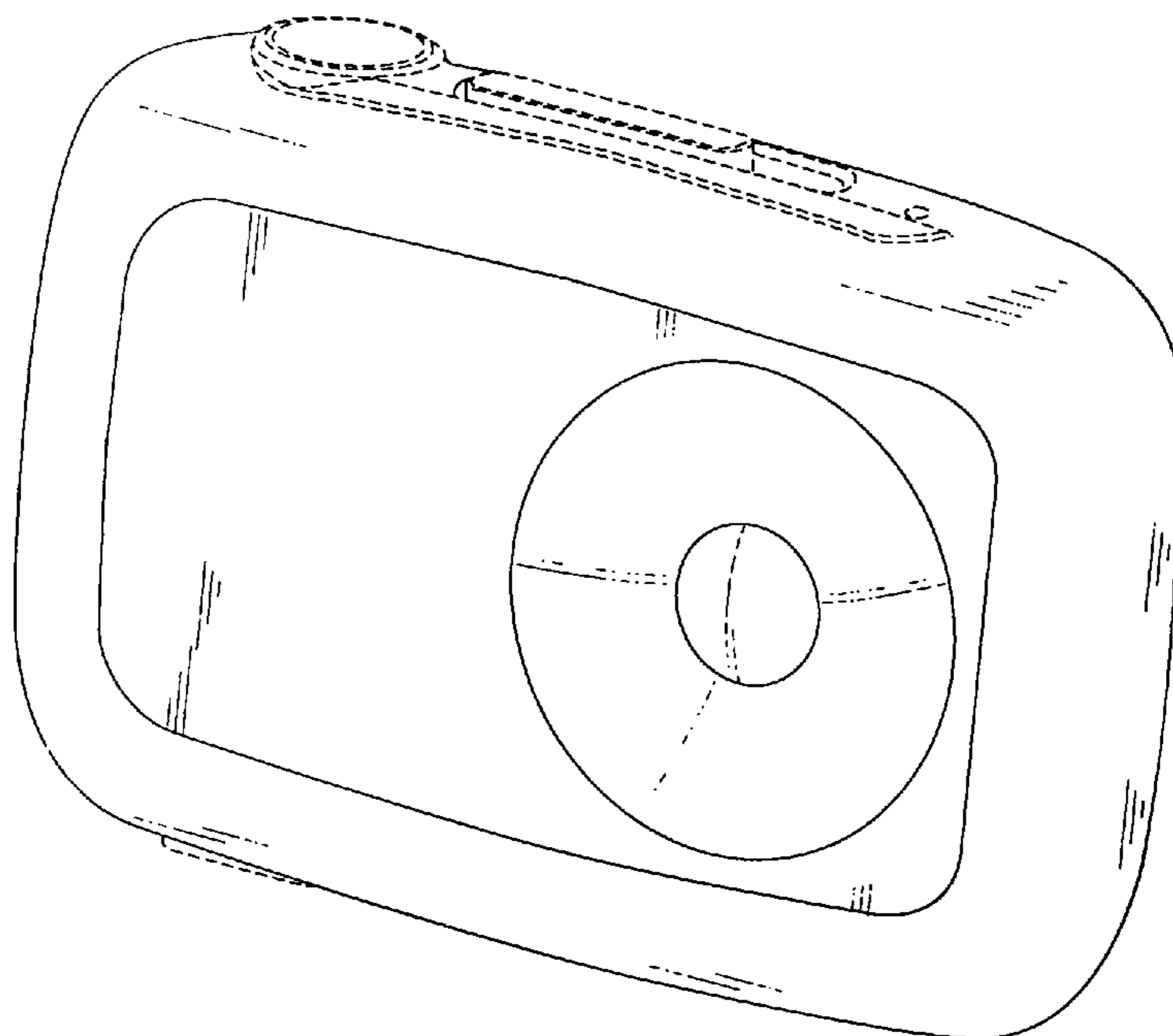
FIG. 5 is a right side view of the media player shown in FIG. 1;

FIG. 6 is a bottom view of the media player shown in FIG. 1; and,

FIG. 7 is a top view of the media player shown in FIG. 1.

Features illustrated in phantom using dashed lines (broken lines) are shown for exemplary purposes only and form no part of the claimed design.

1 Claim, 3 Drawing Sheets



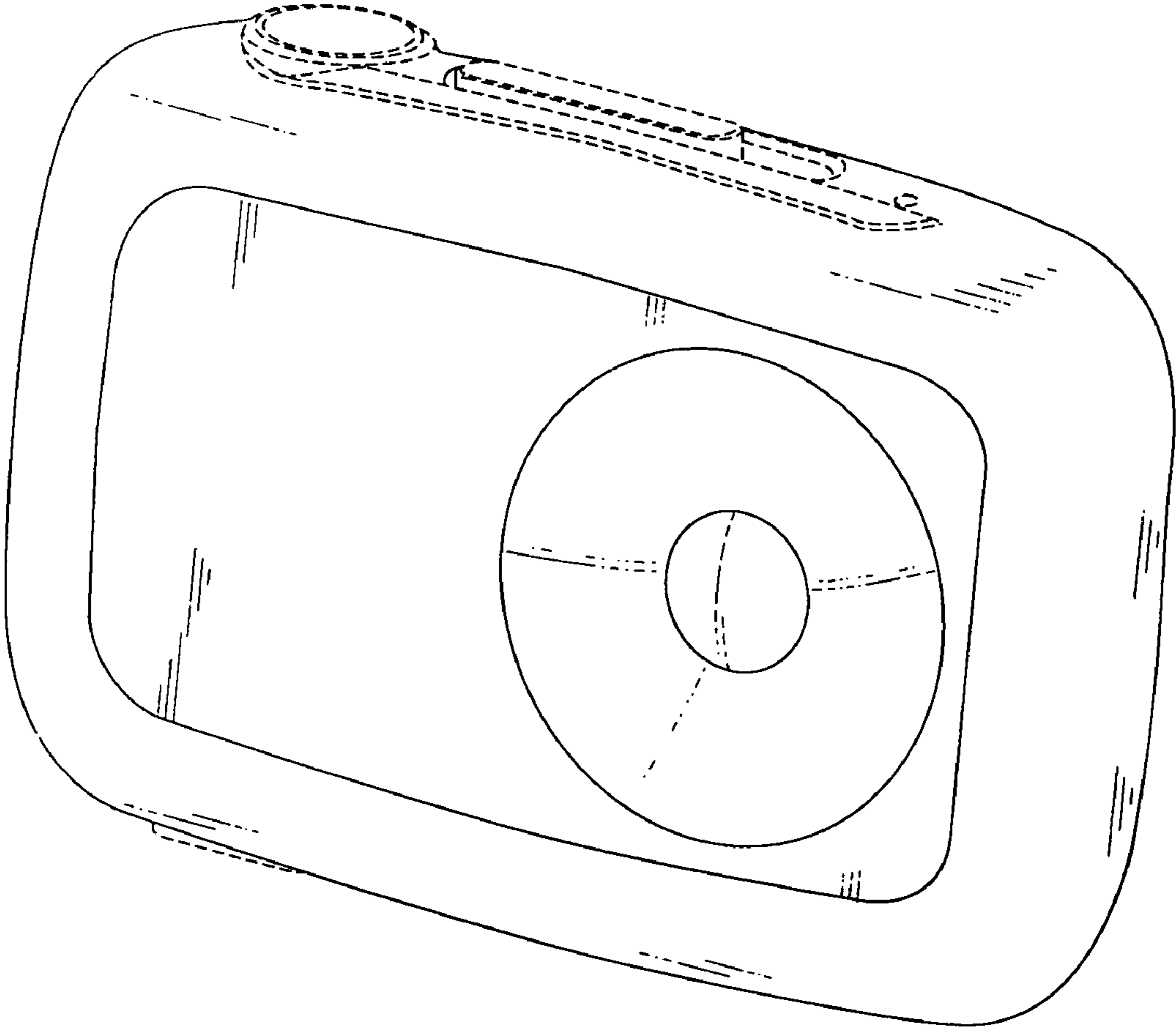


FIG. 1

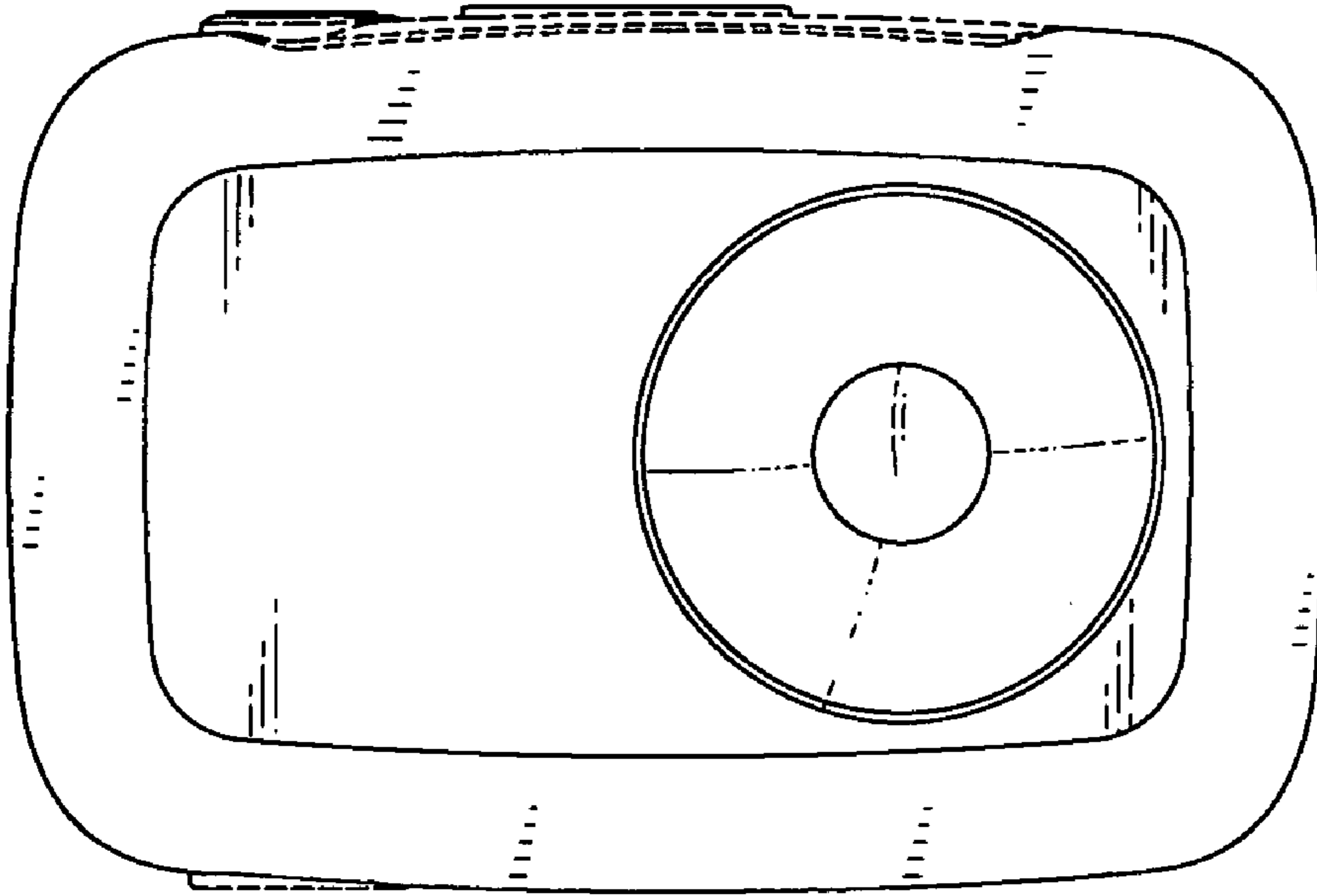


FIG. 2

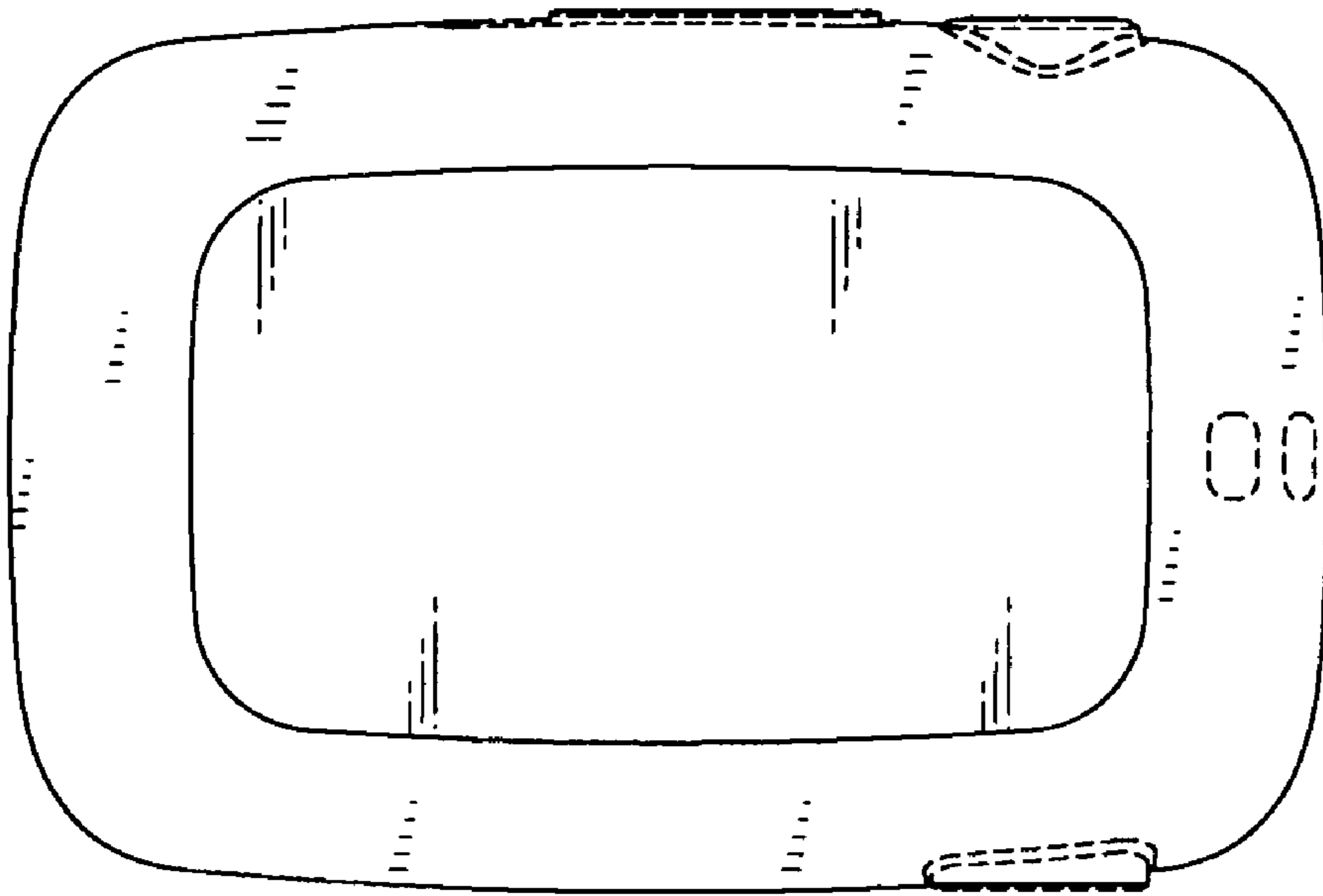


FIG. 3

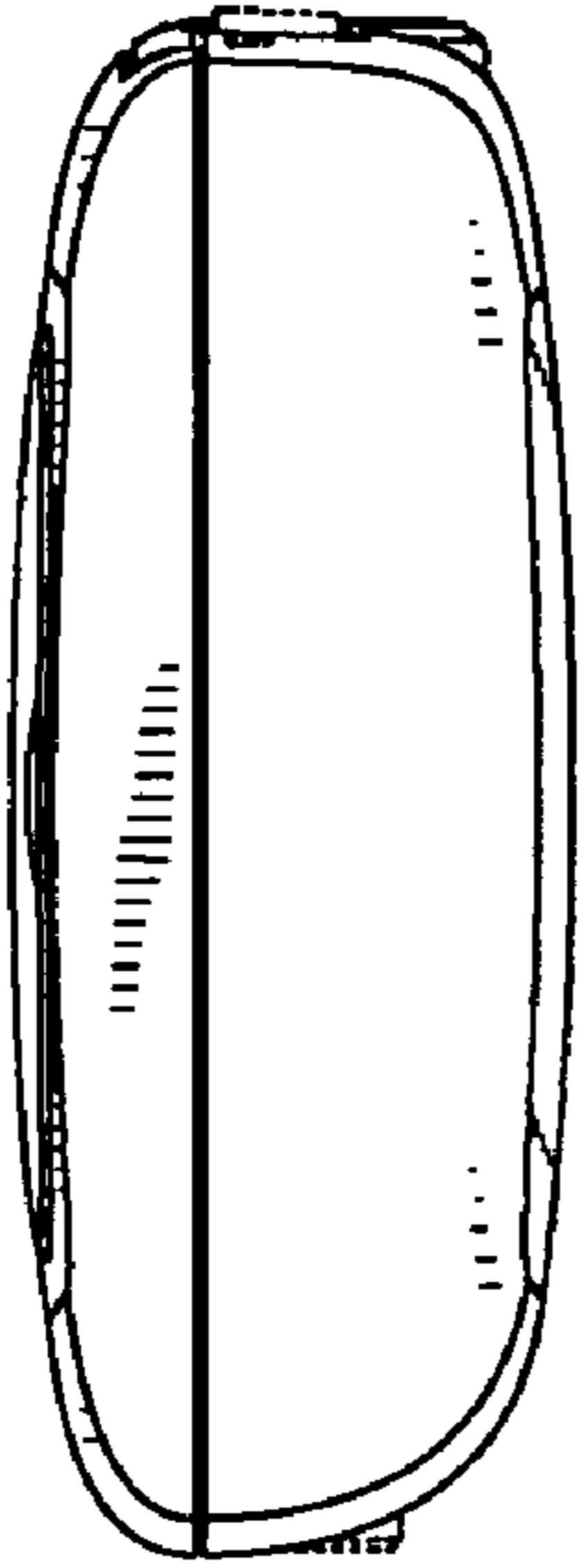


FIG. 4

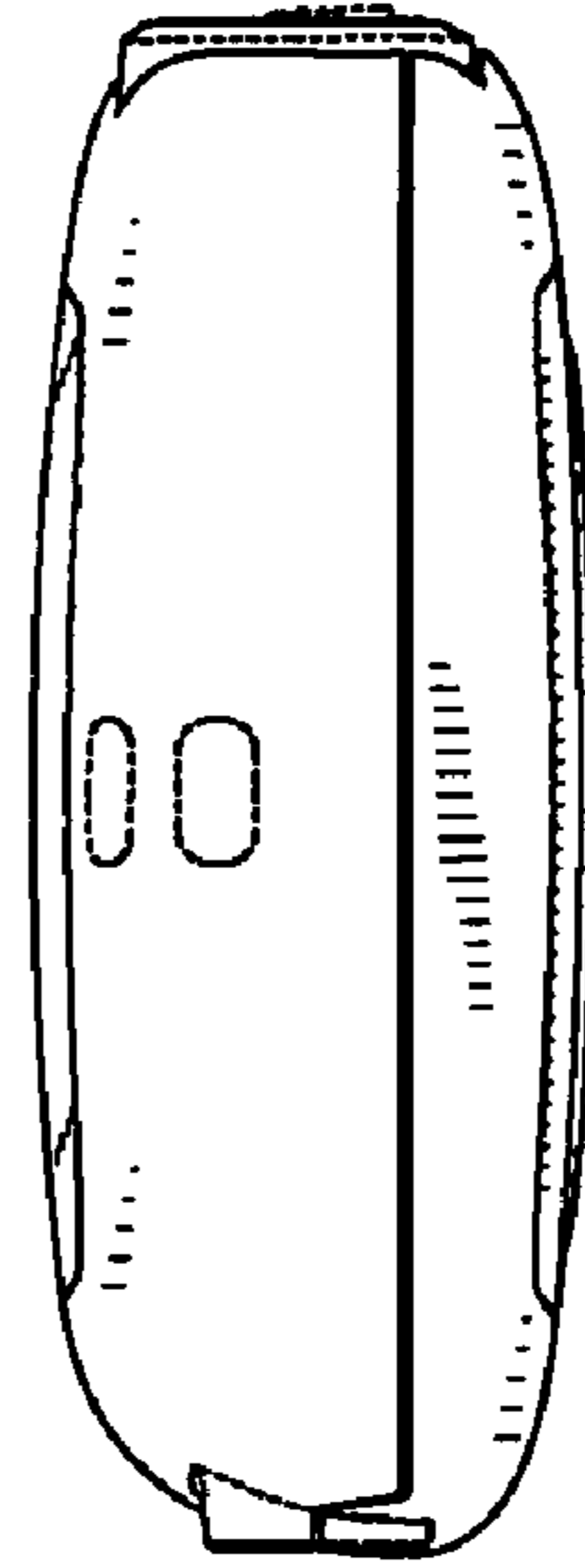


FIG. 5




FIG. 6

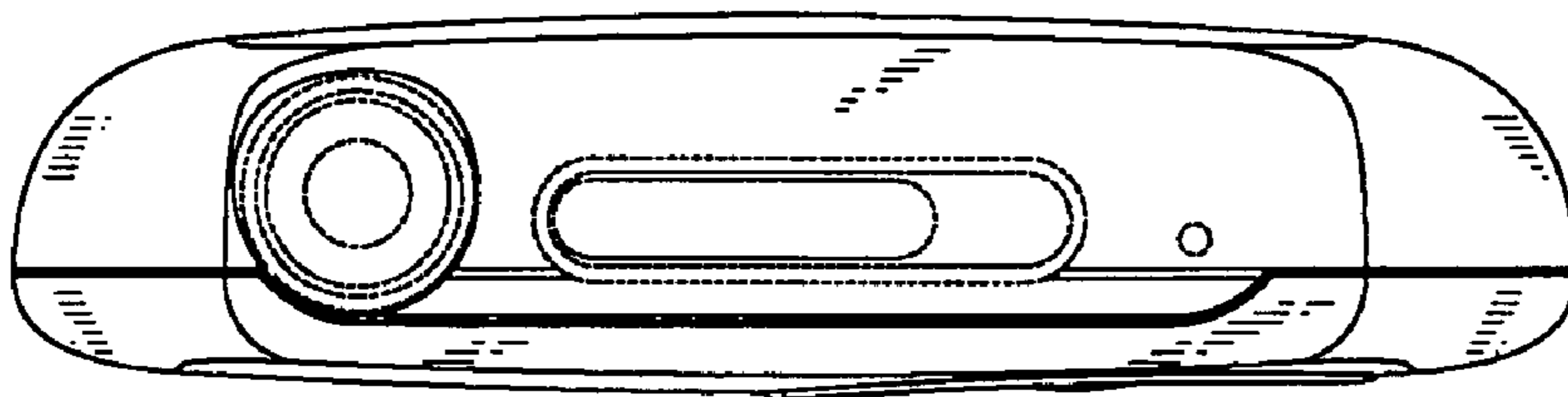


FIG. 7