



US00D558174S

(12) **United States Design Patent** (10) **Patent No.:** **US D558,174 S**
Lee (45) **Date of Patent:** **** Dec. 25, 2007**

(54) **CELLULAR PHONE**

(75) Inventor: **Young-Keun Lee**, Seoul (KR)

(73) Assignee: **Samsung Electronics Co., Ltd.**,
Suwon-Si (KR)

(**) Term: **14 Years**

(21) Appl. No.: **29/265,831**

(22) Filed: **Sep. 11, 2006**

(30) **Foreign Application Priority Data**

Mar. 22, 2006 (KR) 30-2006-0010608

(51) **LOC (8) Cl.** **14-03**

(52) **U.S. Cl.** **D14/138**

(58) **Field of Classification Search** D14/137,
D14/138, 147, 218, 341-347, 496; 455/90.3,
455/556.1, 556.2, 575.1, 575.3, 575.4; 379/433.01-433.13;
361/814; 348/14.02

See application file for complete search history.

(56) **References Cited**

U.S. PATENT DOCUMENTS

D395,250 S *	6/1998	Kabler et al.	D10/65
D447,742 S *	9/2001	Cornille	D14/218
D454,850 S *	3/2002	Salmi et al.	D14/138
D478,893 S *	8/2003	Corander	D14/218
D479,214 S *	9/2003	Bertrand et al.	D14/138
D481,692 S *	11/2003	Husgafvel	D14/138
D491,156 S *	6/2004	Kawakami et al.	D14/138
D498,737 S *	11/2004	Park et al.	D14/138
D509,814 S *	9/2005	Shin et al.	D14/138
D512,393 S *	12/2005	Lee et al.	D14/138
D527,369 S *	8/2006	Chung et al.	D14/138
D528,090 S *	9/2006	Lee et al.	D14/138
D528,095 S *	9/2006	Kwon et al.	D14/138
D529,888 S *	10/2006	Lee et al.	D14/138
D530,299 S *	10/2006	Lee	D14/138
D531,612 S *	11/2006	Kim et al.	D14/138

D533,160 S *	12/2006	Yoo et al.	D14/138
D536,690 S *	2/2007	Lee	D14/138
D542,253 S *	5/2007	Hwang	D14/138
D543,193 S *	5/2007	Chung et al.	D14/138
2002/0187818 A1 *	12/2002	Kang	455/575
2005/0107119 A1 *	5/2005	Lee et al.	455/556.1

FOREIGN PATENT DOCUMENTS

WO DM/055040 * 11/2000

OTHER PUBLICATIONS

LG S5200, announced Oct. 2005, [online], [retrieved on Feb. 20, 2007]. Retrieved from Internet ,<URL: http://www.gsmarena.com>.*

* cited by examiner

Primary Examiner—Jeffrey Asch

Assistant Examiner—Bridget L. Eland

(74) *Attorney, Agent, or Firm*—Staas & Halsey LLP

(57) **CLAIM**

The ornamental design for a cellular phone, as shown and described.

DESCRIPTION

FIG. 1 is a perspective view of a cellular phone according to my new design;

FIG. 2 is a front elevational view thereof;

FIG. 3 is a rear elevational view thereof;

FIG. 4 is a left side elevational view thereof;

FIG. 5 is a right side elevational view thereof;

FIG. 6 is a top plan view thereof;

FIG. 7 is a bottom plan view thereof; and,

FIG. 8 is a front elevational view of the cellular phone according to my new design in a state in which the cellular phone is opened to be used.

1 Claim, 7 Drawing Sheets

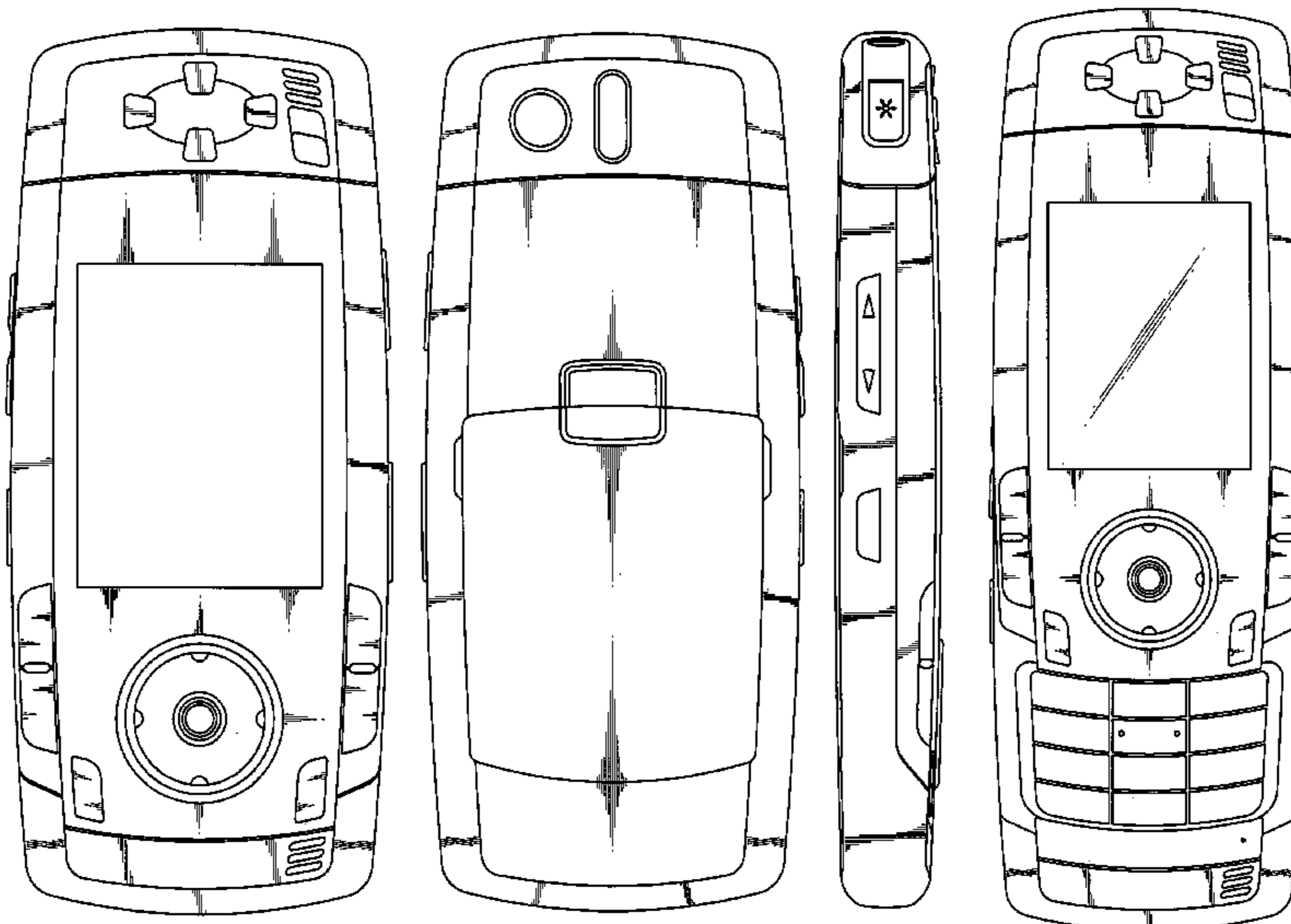


FIG. 1

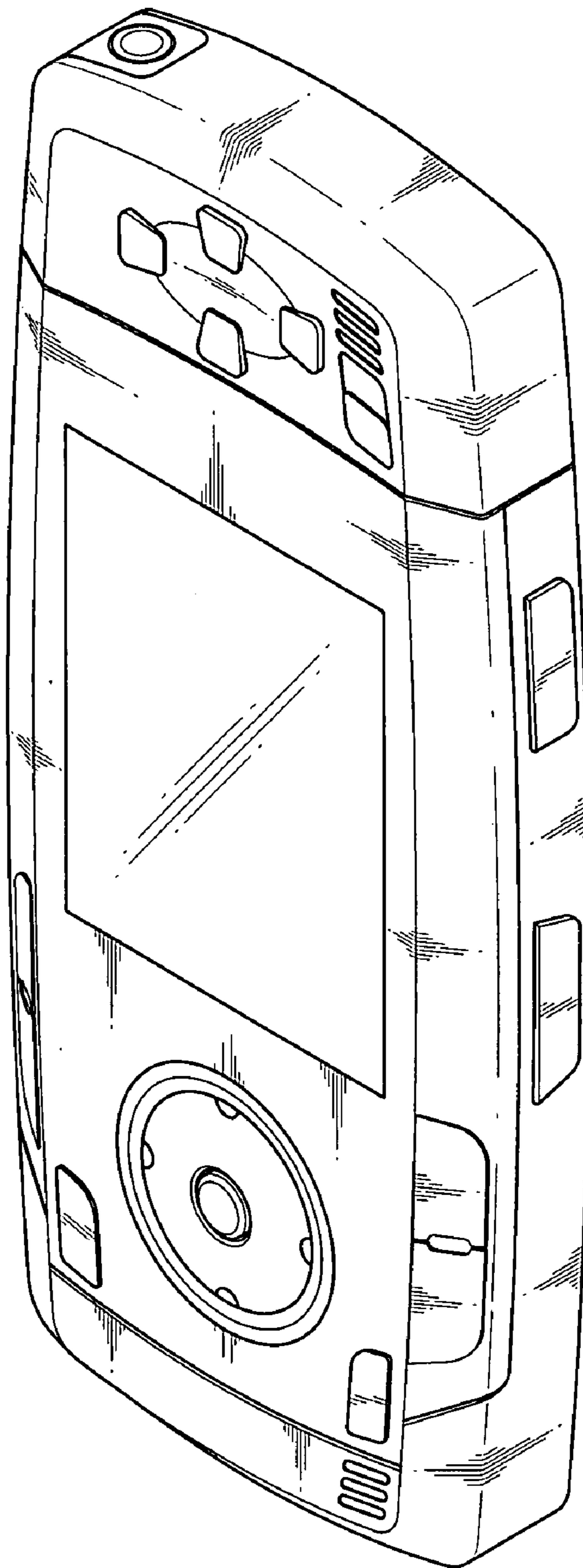


FIG. 2

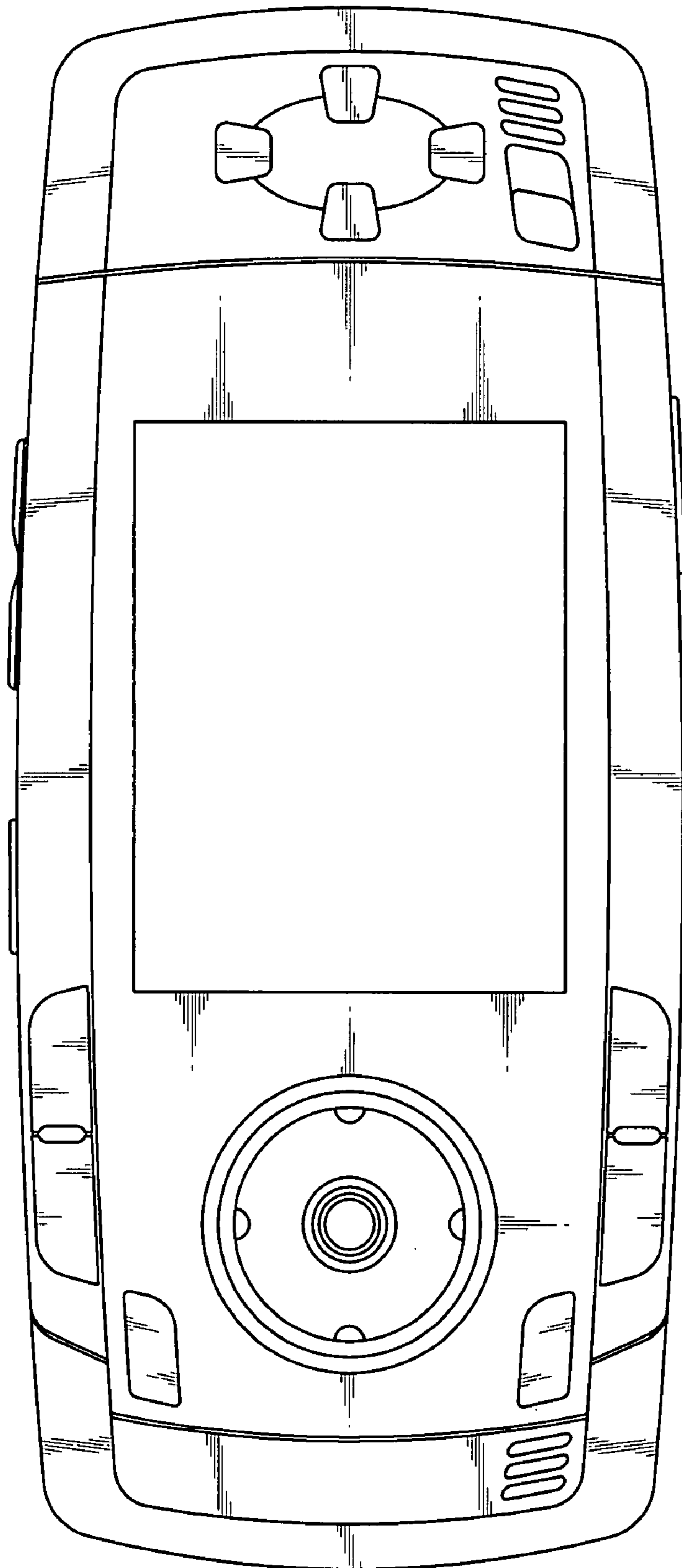


FIG. 3

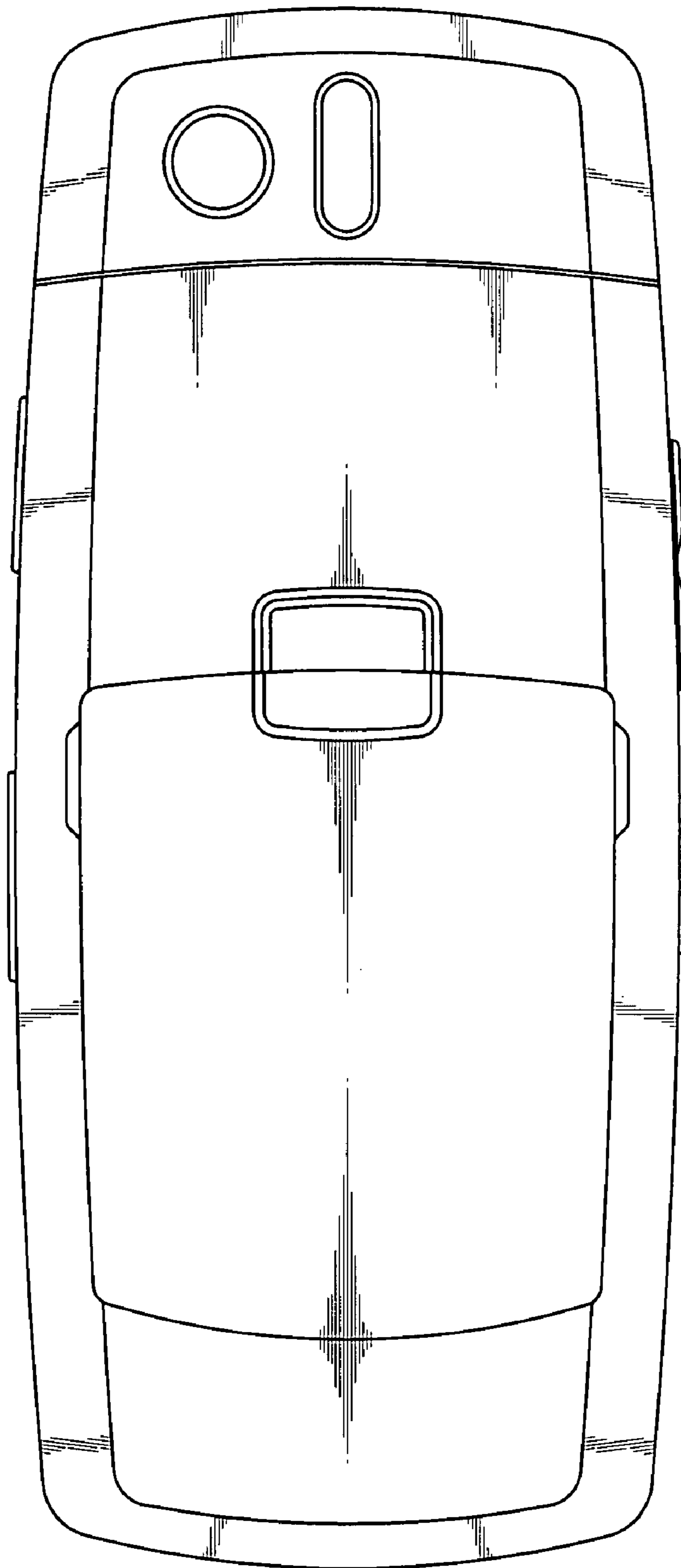


FIG. 4

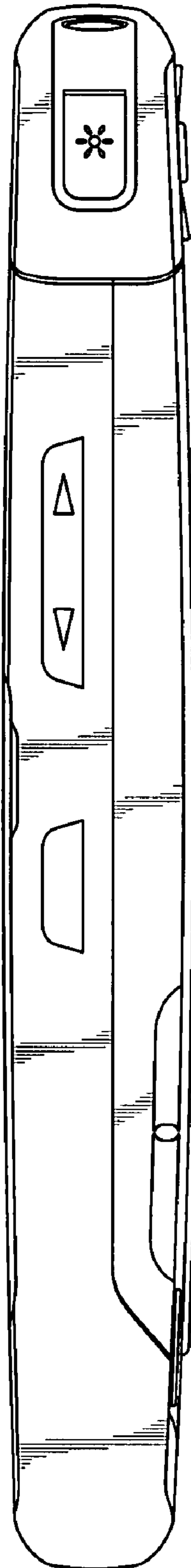


FIG. 5

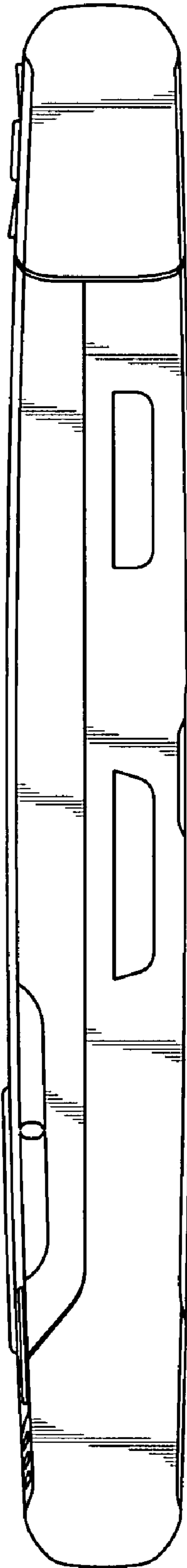


FIG. 6

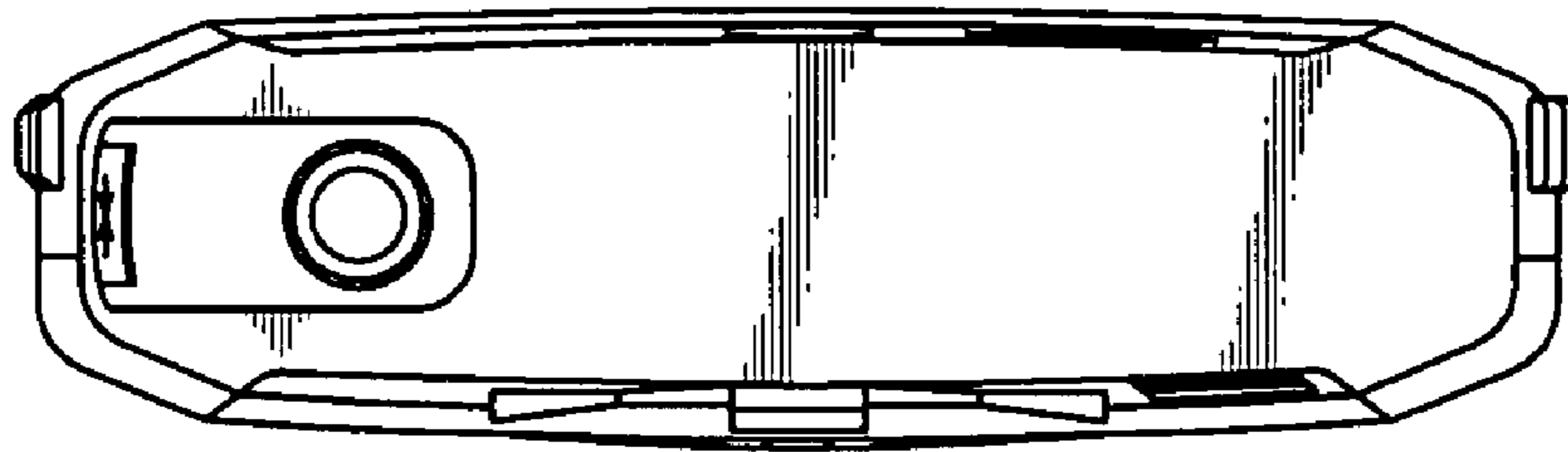


FIG. 7

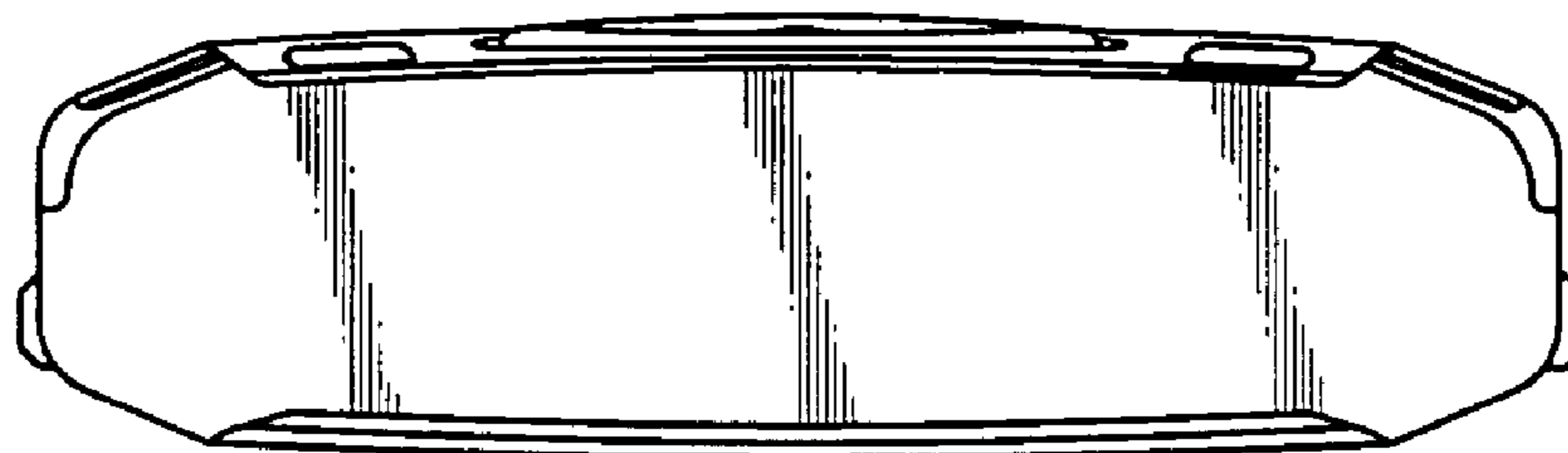


FIG. 8

