

US00D558167S

(12) **United States Design Patent**
Jung et al.

(10) **Patent No.:** **US D558,167 S**

(45) **Date of Patent:** **** Dec. 25, 2007**

(54) **PORTABLE PHONE**

(75) Inventors: **Yun-Bin Jung**, Seoul (KR); **Ki-Sung Kim**, Seoul (KR); **Yoon-Young Cho**, Seoul (KR); **Chang-Hwan Hwang**, Goyang-si (KR)

(73) Assignee: **Samsung Electronics Co., Ltd.**, Suwon-Si (KR)

(**) Term: **14 Years**

(21) Appl. No.: **29/242,762**

(22) Filed: **Nov. 15, 2005**

(30) **Foreign Application Priority Data**

May 27, 2005 (KR) 30-2005-0017772

(51) **LOC (8) Cl.** **14-03**

(52) **U.S. Cl.** **D14/138**

(58) **Field of Classification Search** D14/496,
D14/138, 341-347; 455/575.3, 575.1; D21/517,
D21/329, 333
See application file for complete search history.

(56) **References Cited**

U.S. PATENT DOCUMENTS

D496,016 S *	9/2004	Hoo	D14/138
D508,034 S *	8/2005	Liao	D14/138
D508,035 S *	8/2005	Kim et al.	D14/138
D508,475 S *	8/2005	Wu et al.	D14/138
D512,039 S *	11/2005	Kim et al.	D14/138
D512,396 S *	12/2005	Kim et al.	D14/138
6,975,273 B1 *	12/2005	Choi	343/702
D518,465 S *	4/2006	Van Den Nieuwenhuizen et al.	D14/138
D518,467 S *	4/2006	Kim et al.	D14/138

(Continued)

FOREIGN PATENT DOCUMENTS

WO DM/068014 * 7/2006

OTHER PUBLICATIONS

Nokia 6131 telephone, announced Feb. 2006, [online], [retrieved on Jun. 27, 2007]. Retrieved from Internet, <URL: <http://www.gsmarena.com>>.*

Motorola V235 telephone, announced 1st quarter 2005, [online], [retrieved on Jun. 27, 2007]. Retrieved from Internet, <URL: <http://www.gsmarena.com>>.*

Sony Ericsson Z1010 telephone, announced 4th quarter 2003, [online], [retrieved on Jun. 27, 2007]. Retrieved from Internet, <URL: <http://www.gsmarena.com>>.*

NEC 802 telephone, announced 3rd quarter 2004, [online], [retrieved on Jun. 27, 2007]. Retrieved from Internet, <URL: <http://www.gsmarena.com>>.*

Primary Examiner—Jeffrey Asch

(74) *Attorney, Agent, or Firm*—Staas & Halsey LLP

(57) **CLAIM**

The ornamental design for the portable phone, as shown and described.

DESCRIPTION

FIG. 1 is a perspective view of the portable phone showing our design;

FIG. 2 is a front view thereof;

FIG. 3 is a rear view thereof;

FIG. 4 is a left side view thereof;

FIG. 5 is a right side view thereof;

FIG. 6 is a top plan view thereof;

FIG. 7 is a bottom plan view thereof;

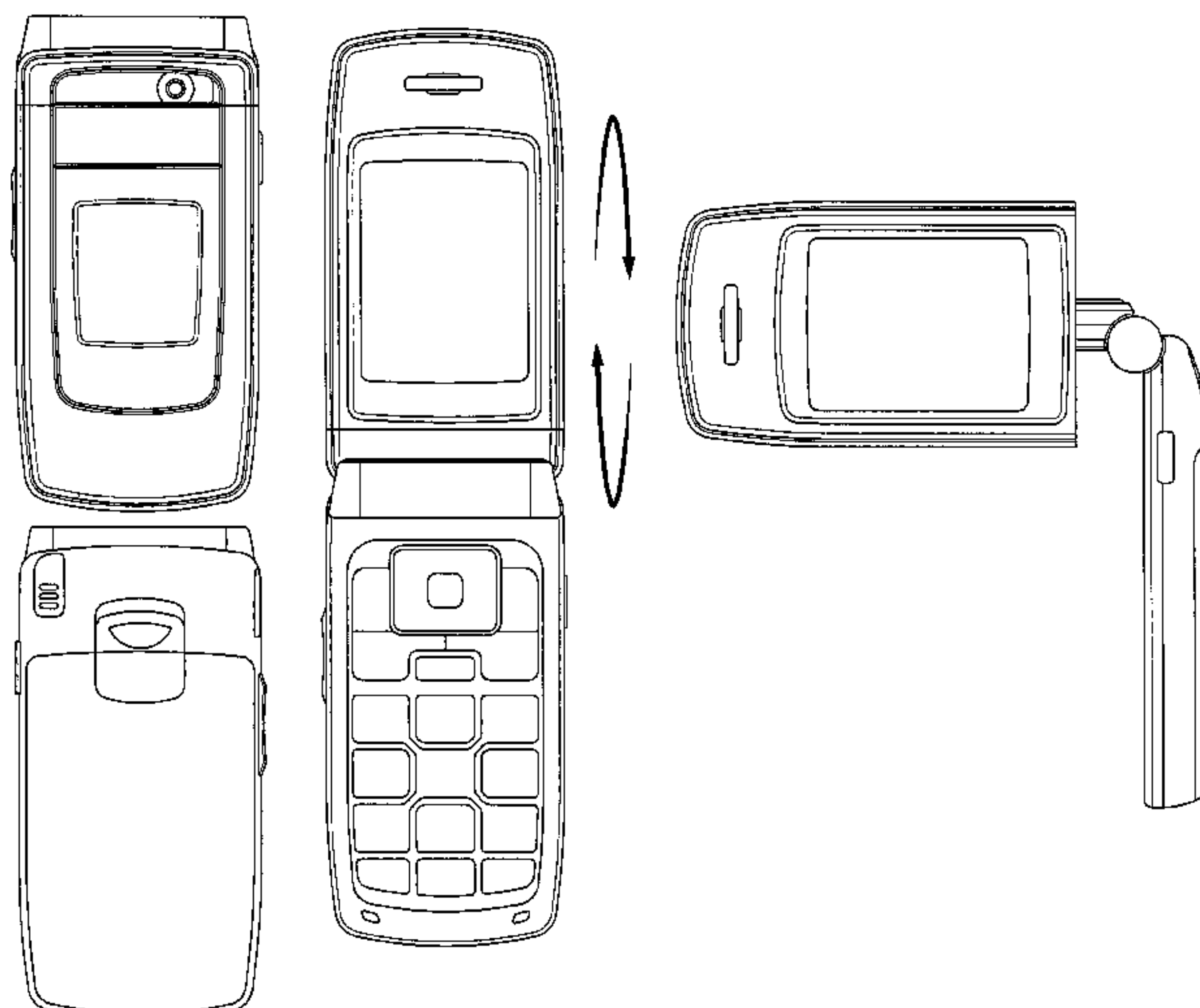
FIG. 8 is a front, open view thereof;

FIG. 9 is a right-side, further open view thereof; and,

FIG. 10 is a rear view thereof with stylus separated.

The broken line showings of the stylus-shaft and the interior space of the stylus-receiving opening are for illustrative purposes only and form no part of the claimed design.

1 Claim, 7 Drawing Sheets



US D558,167 S

Page 2

U.S. PATENT DOCUMENTS

D519,486 S *	4/2006	Lee et al.	D14/138	D537,059 S *	2/2007	Hwang	D14/138
D520,482 S *	5/2006	Kim et al.	D14/138	D541,248 S *	4/2007	Lee et al.	D14/138
D521,477 S *	5/2006	Kim et al.	D14/138	D543,526 S *	5/2007	Jung et al.	D14/138
D521,480 S *	5/2006	Ou et al.	D14/138	2002/0051060 A1 *	5/2002	Wada	348/207
D521,968 S *	5/2006	Jung et al.	D14/138	2004/0203535 A1 *	10/2004	Kim et al.	455/90.3
D521,970 S *	5/2006	Han et al.	D14/138	2005/0003852 A1 *	1/2005	Song	455/550.1
D531,154 S *	10/2006	Kim et al.	D14/138	2005/0136970 A1 *	6/2005	Kim	455/550.1
D535,635 S *	1/2007	Hwang et al.	D14/138	2007/0004475 A1 *	1/2007	Kuo et al.	455/575.3

* cited by examiner

FIG. 1

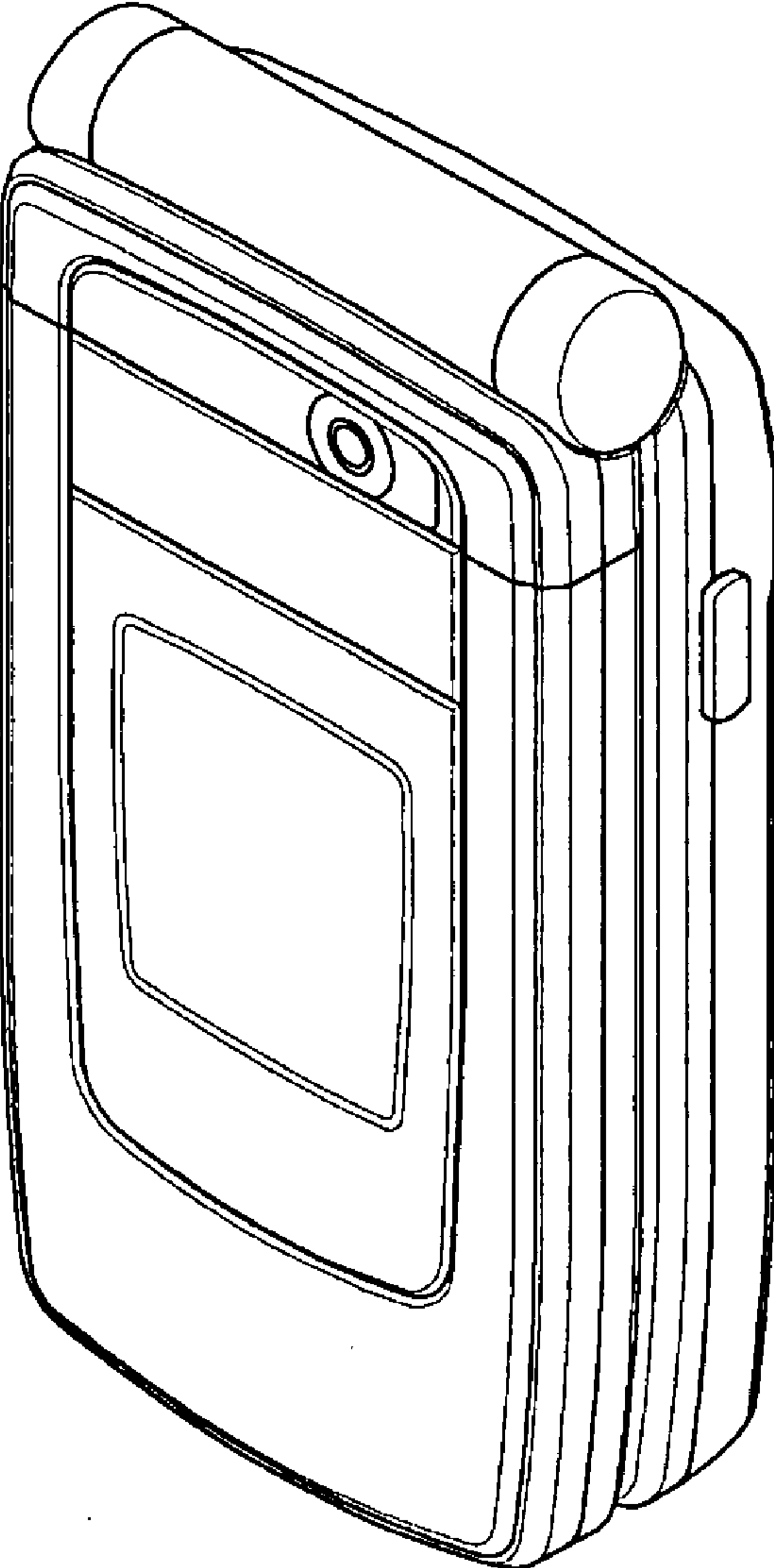


FIG. 2

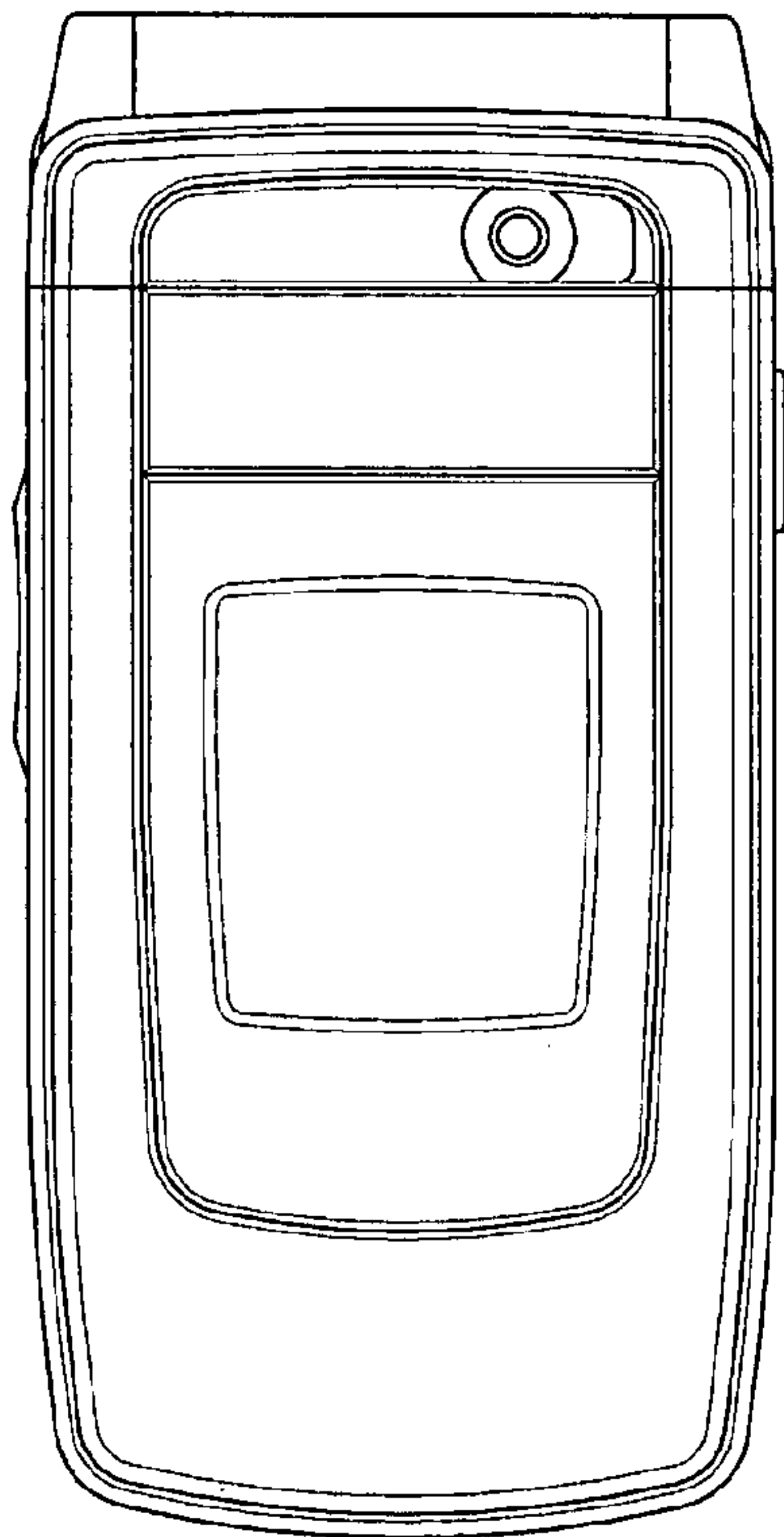


FIG. 3




FIG. 4

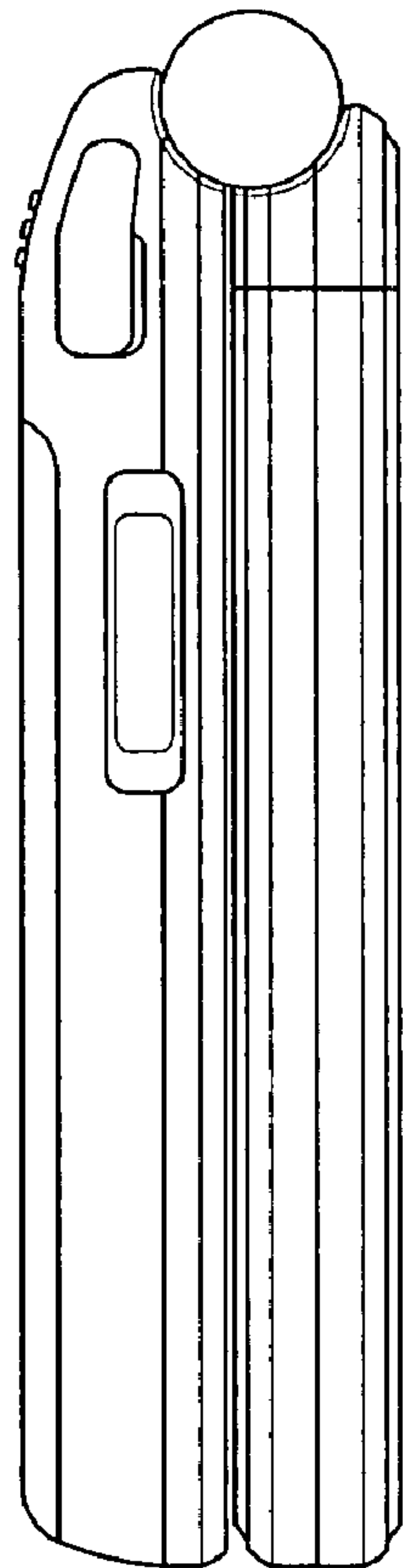


FIG. 5




FIG. 6




FIG. 7




FIG. 8

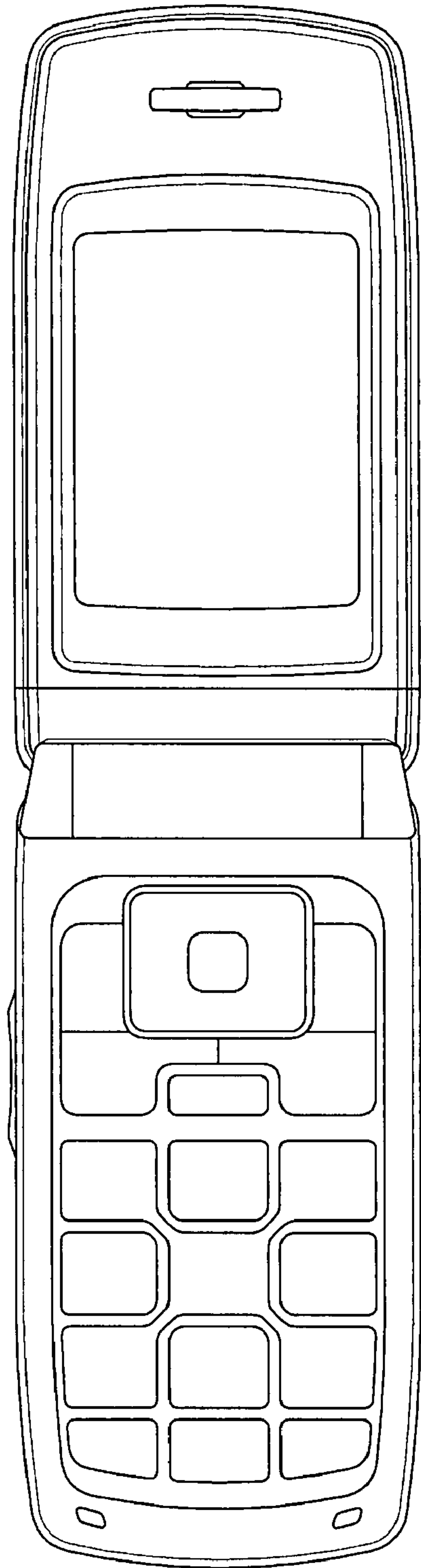


FIG. 9

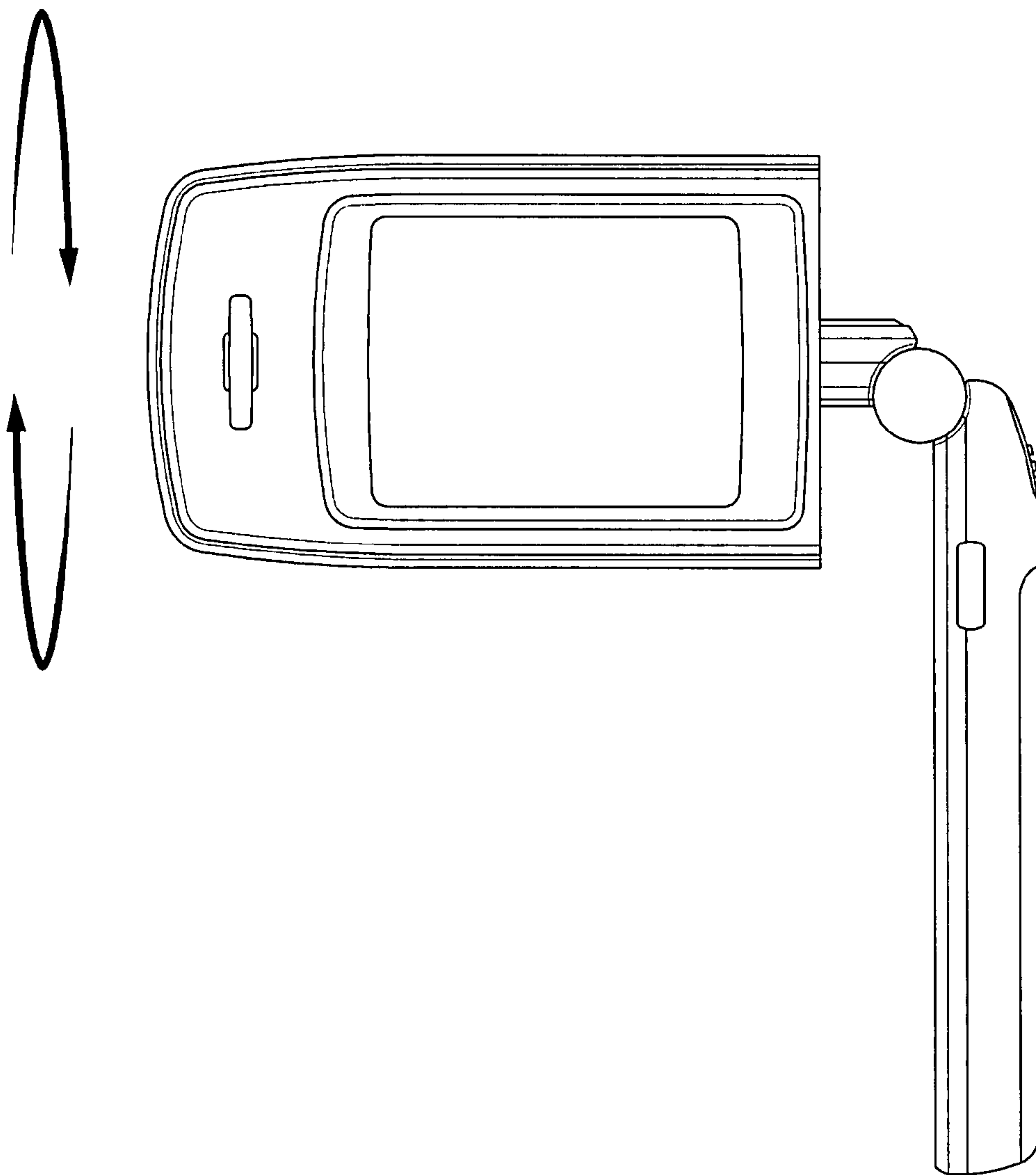


FIG. 10

