



US00D558153S

(12) **United States Design Patent** (10) **Patent No.:** **US D558,153 S**
To (45) **Date of Patent:** **** Dec. 25, 2007**

(54) **HANDHELD TRANSMITTER**
(75) Inventor: **Nguyen Vinh To**, Oceanside, CA (US)
(73) Assignee: **DEI Headquarters, Inc.**, Vista, CA (US)
(**) Term: **14 Years**
(21) Appl. No.: **29/266,803**
(22) Filed: **Sep. 28, 2006**

D496,913 S * 10/2004 To D13/168
D507,781 S * 7/2005 To D13/168
D538,236 S * 3/2007 Ombe et al. D13/168
2006/0061483 A1 * 3/2006 Smith et al. 340/825.72
2006/0139155 A1 * 6/2006 Kim 340/426.18
2007/0040650 A1 * 2/2007 Handley et al. 340/5.64
2007/0080780 A1 * 4/2007 Shen 340/5.61

* cited by examiner

Primary Examiner—Selina Sikder
(74) *Attorney, Agent, or Firm*—Erik M. Vieira

(51) **LOC (8) Cl.** **13-03**
(52) **U.S. Cl.** **D13/168**
(58) **Field of Classification Search** D13/168;
D10/104, 106; D3/207, 208; 340/426.1,
340/426.18, 426.36, 5.23, 5.25, 5.61, 5.62,
340/5.64, 5.72, 825.69, 825.72; 701/2
See application file for complete search history.

(57) **CLAIM**

The ornamental design for a handheld transmitter, as shown and described.

(56) **References Cited**

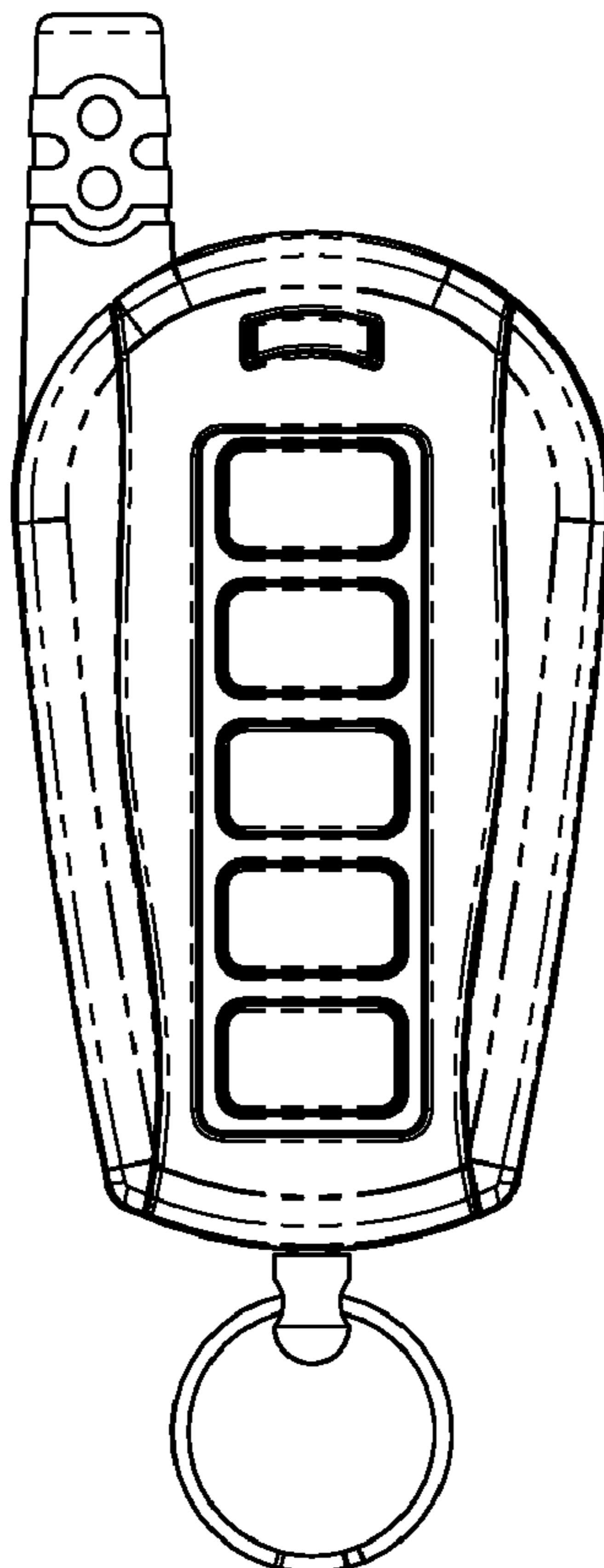
U.S. PATENT DOCUMENTS

5,479,148 A * 12/1995 Umemoto 340/426.36
D398,588 S * 9/1998 Pinardi et al. D13/168
5,940,007 A * 8/1999 Brinkmeyer et al. ... 340/825.69
6,243,022 B1 * 6/2001 Furukawa 340/825.72
D469,708 S * 2/2003 To et al. D10/104
D496,001 S * 9/2004 To D13/168
D496,911 S * 10/2004 To D13/168
D496,912 S * 10/2004 To D13/168

DESCRIPTION

FIG. 1 is a front elevational view of the handheld transmitter showing my new design;
FIG. 2 is a left side elevational view of the handheld transmitter;
FIG. 3 is a right side elevational view of the handheld transmitter;
FIG. 4 is a rear elevational view of the handheld transmitter;
FIG. 5 is a top plan view of the handheld transmitter; and,
FIG. 6 is a bottom plan view of the handheld transmitter.

1 Claim, 1 Drawing Sheet



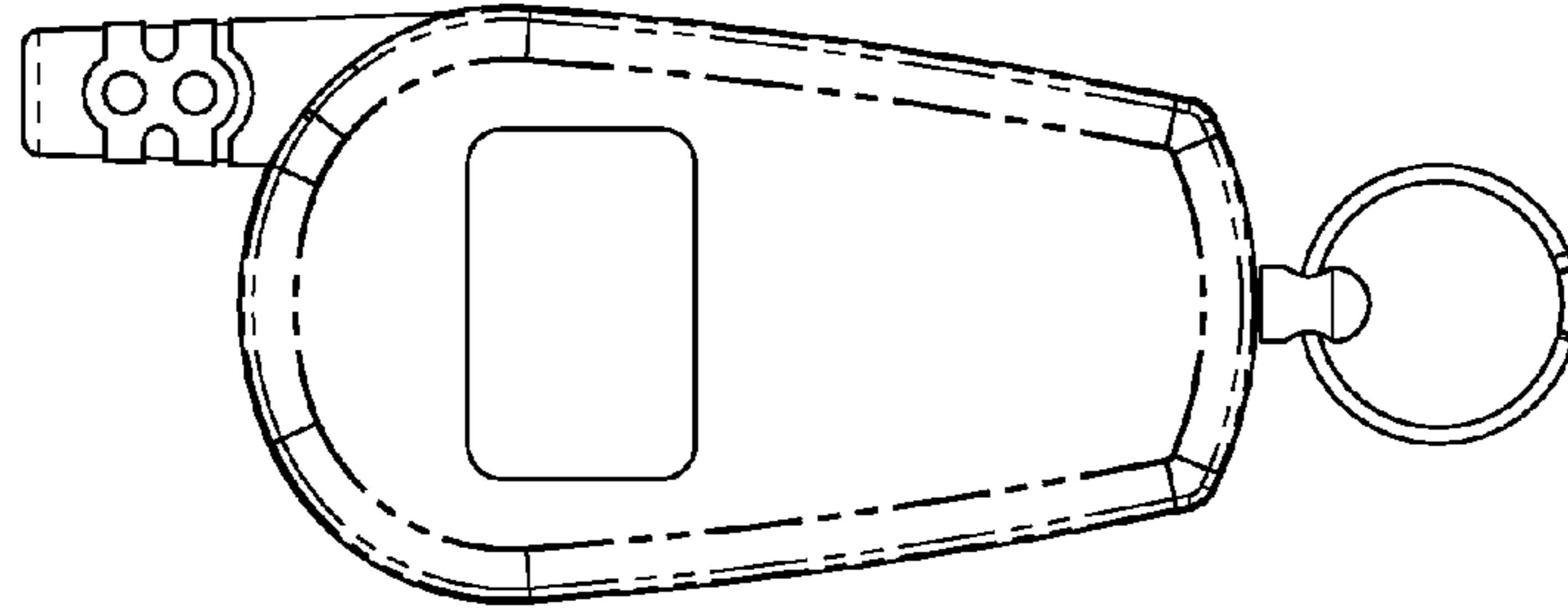


FIG. 4




FIG. 3

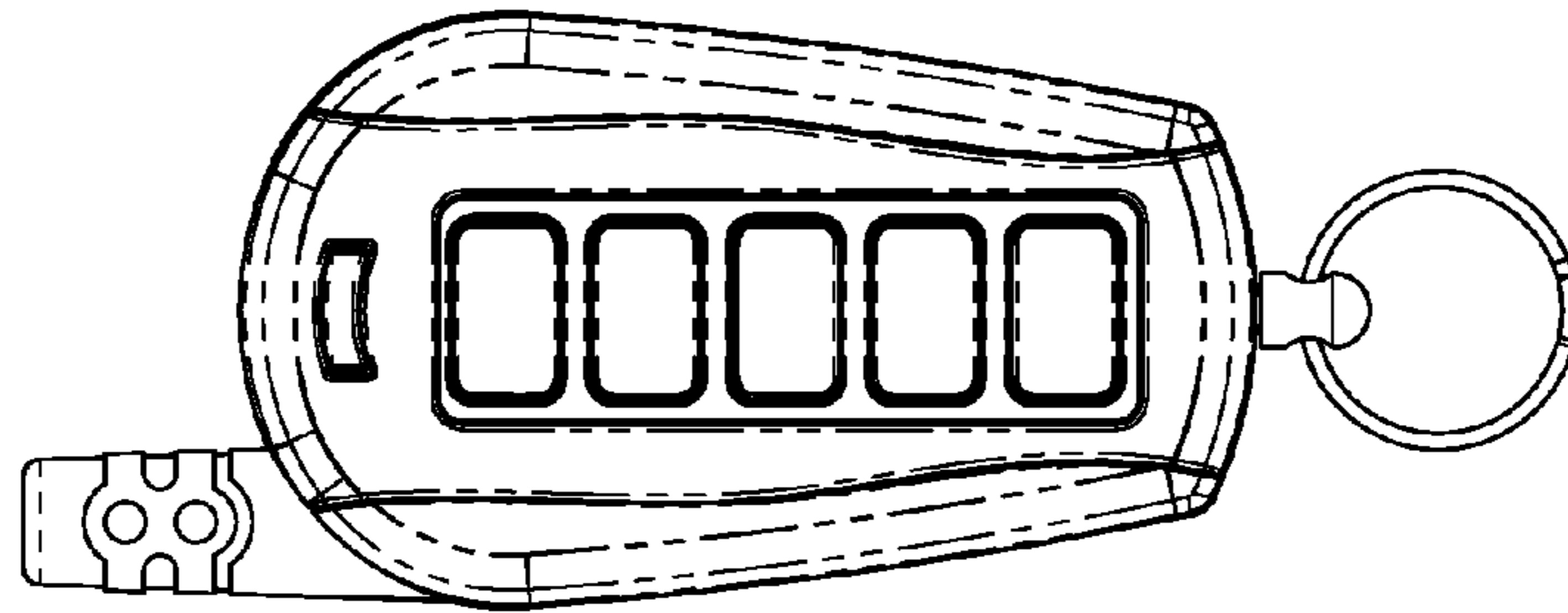


FIG. 1

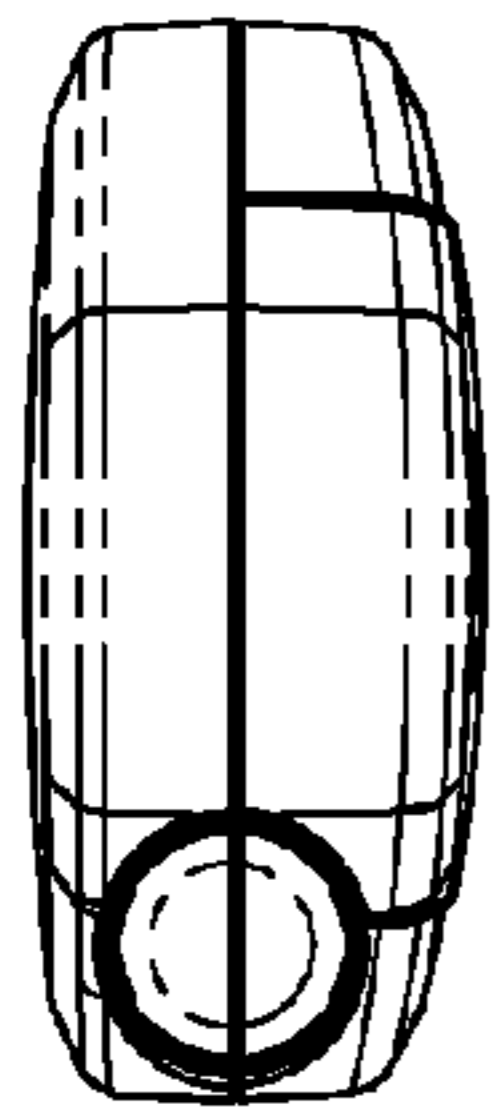


FIG. 5

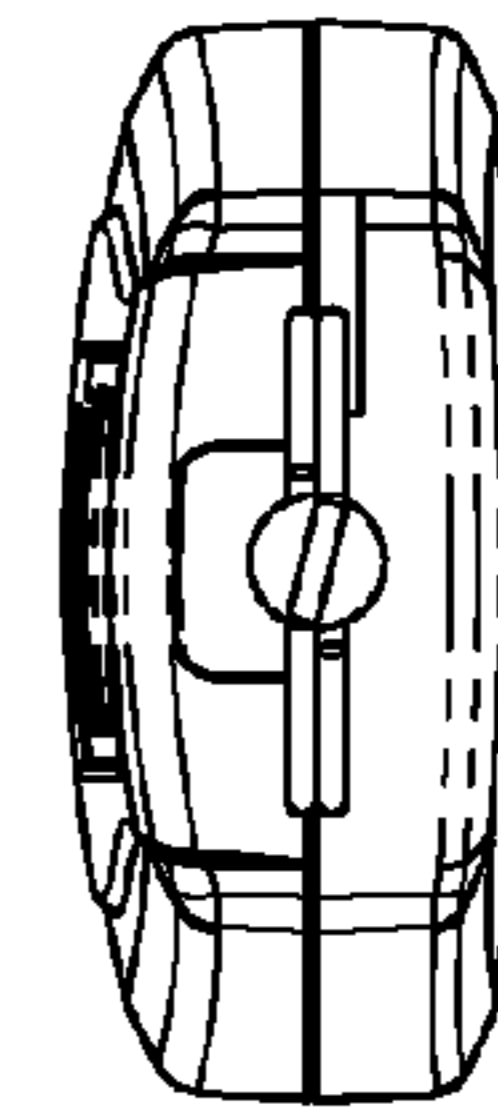


FIG. 6




FIG. 2