



US00D558143S

(12) **United States Design Patent**
Hsu

(10) **Patent No.:** **US D558,143 S**

(45) **Date of Patent:** **** Dec. 25, 2007**

(54) **USB INVERTER**

(75) Inventor: **Po-Jung Hsu**, Fremont, CA (US)

(73) Assignee: **Honor Trading Ltd of Formosa**,
Fremont, CA (US)

(**) Term: **14 Years**

(21) Appl. No.: **29/277,356**

(22) Filed: **Feb. 22, 2007**

(51) **LOC (8) Cl.** **13-02**

(52) **U.S. Cl.** **D13/110**

(58) **Field of Classification Search** D13/110,
D13/123, 184, 199; 337/186; 361/600,
361/601, 730; 363/141, 142
See application file for complete search history.

(56) **References Cited**

U.S. PATENT DOCUMENTS

4,872,102	A *	10/1989	Getter	363/141
D349,682	S *	8/1994	Hunziker	D13/110
5,497,289	A *	3/1996	Sugishima et al.	361/709
D426,810	S *	6/2000	Wei	D13/110
D427,148	S *	6/2000	Wei	D13/110

D427,969	S *	7/2000	Wei	D13/110
D436,918	S *	1/2001	Matsuda	D13/110
D496,629	S *	9/2004	Hriscu et al.	D13/110

* cited by examiner

Primary Examiner—Prabhakar Deshmukh

Assistant Examiner—Derrick Holland

(74) *Attorney, Agent, or Firm*—Buchanan, Ingersoll &
Rooney LLP

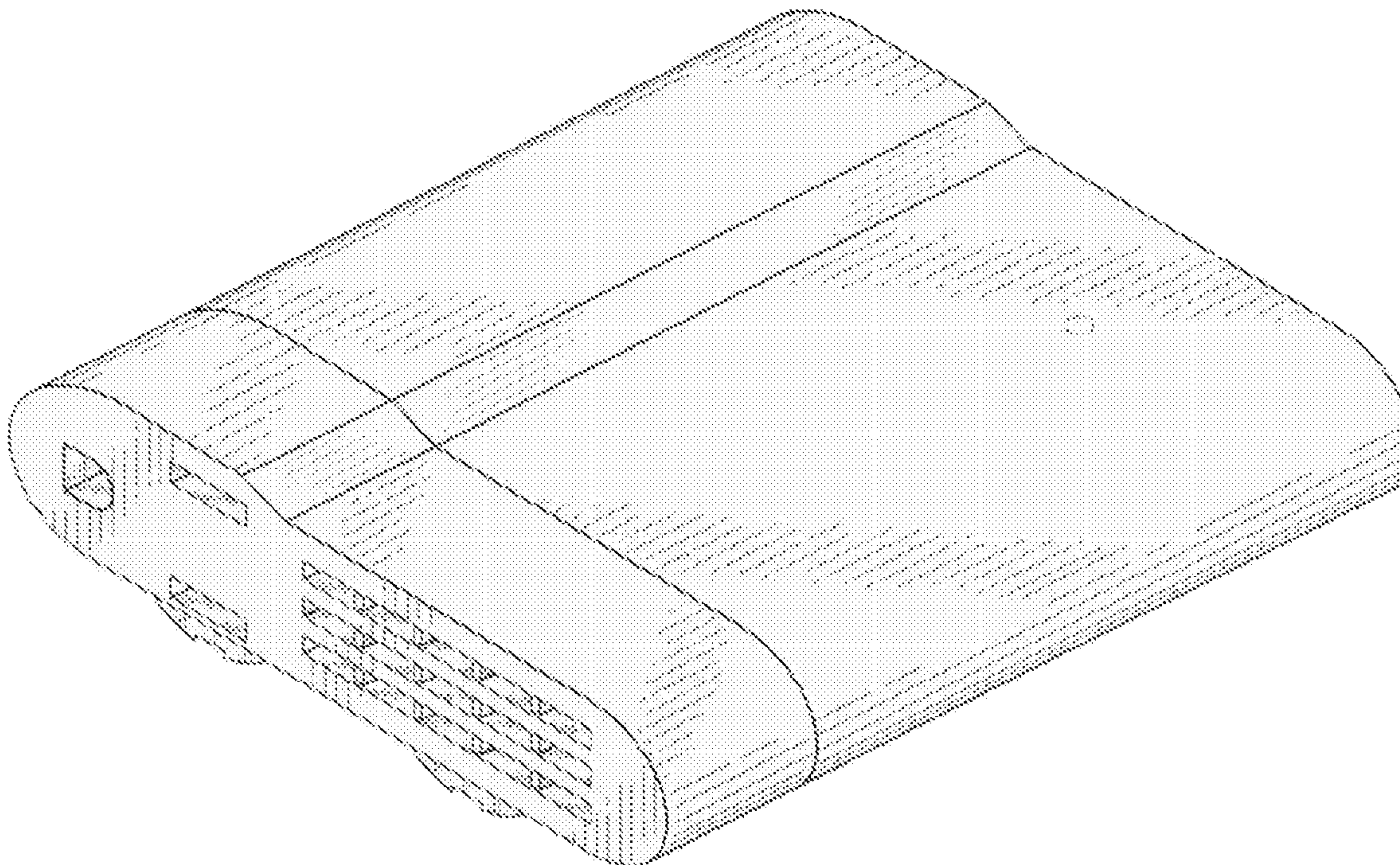
(57) **CLAIM**

The ornamental design for a USB inverter, as shown and described.

DESCRIPTION

FIG. 1 is a perspective view of the USB inverter;
FIG. 2 is a top view of the USB inverter;
FIG. 3 is a bottom view of the USB inverter;
FIG. 4 is a right view of the USB inverter;
FIG. 5 is a left view of the USB inverter;
FIG. 6 is a front view of the USB inverter; and,
FIG. 7 is a back view of the USB inverter.

1 Claim, 4 Drawing Sheets



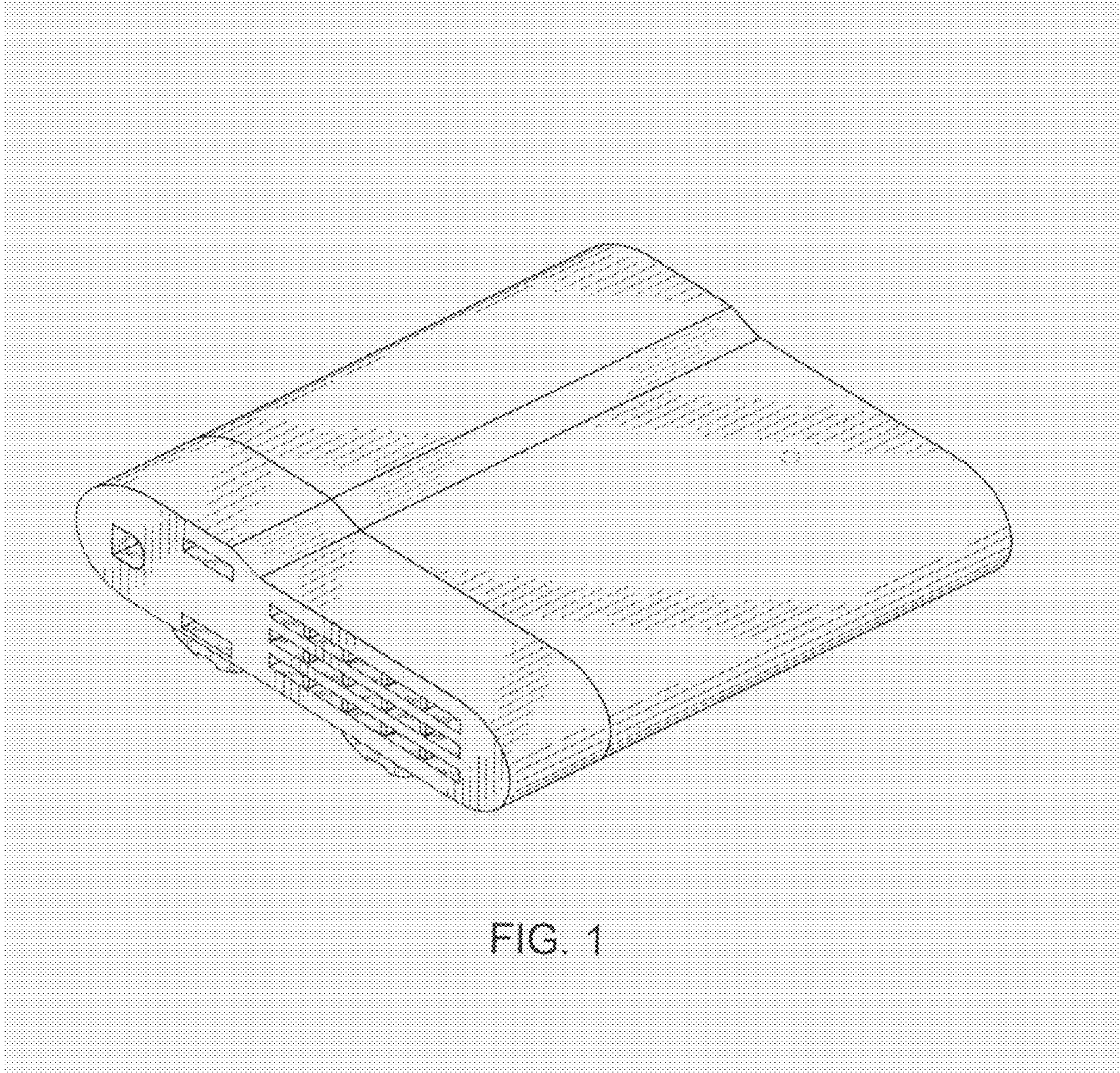


FIG. 1



FIG. 2

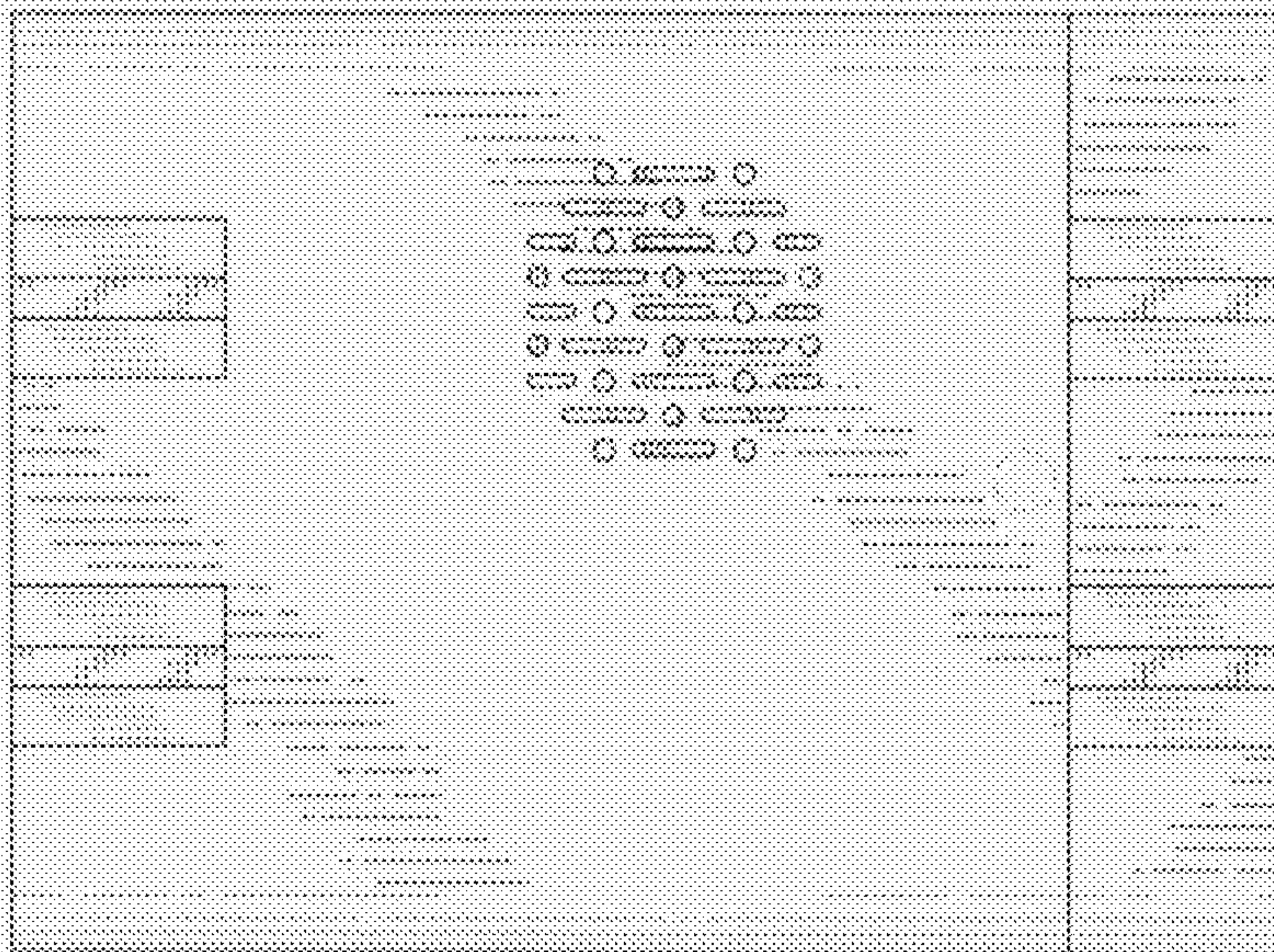


FIG. 3

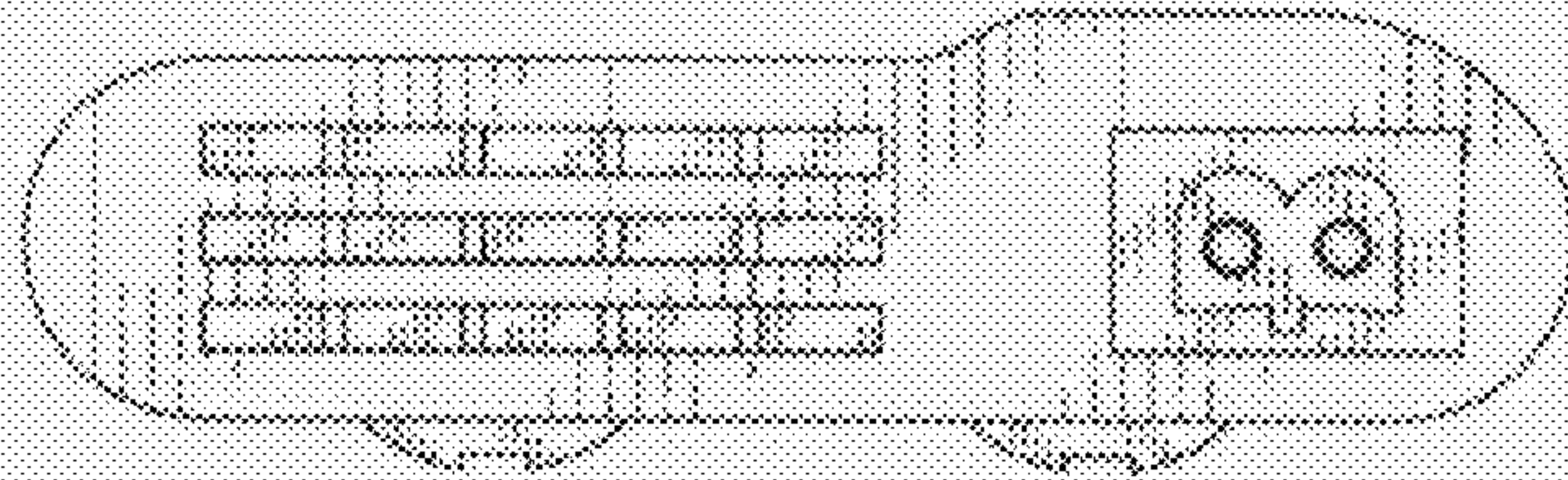


FIG. 4

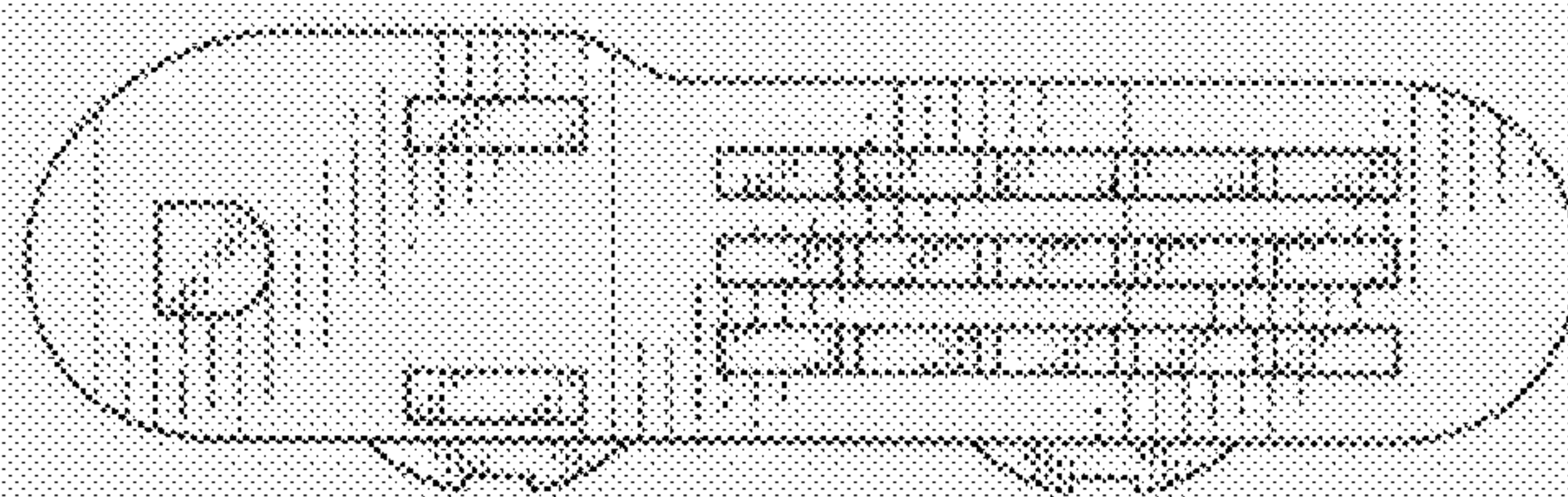


FIG. 5




FIG. 6




FIG. 7