



US00D558137S

(12) **United States Design Patent**
Maziarka et al.

(10) **Patent No.:** **US D558,137 S**

(45) **Date of Patent:** **** Dec. 25, 2007**

(54) **TIRE TREAD**

(75) Inventors: **Mirosław Bogdan Maziarka**,
Ettelbruck (LU); **Herve Marcel Henri**
Beauguitte, Colmar-Berg (LU);
Jean-Francois Cazin-Bourguignon,
Audun-le-Tiche (FR)

(73) Assignee: **The Goodyear Tire & Rubber**
Company, Akron, OH (US)

(**) Term: **14 Years**

(21) Appl. No.: **29/255,614**

(22) Filed: **Mar. 10, 2006**

(51) **LOC (8) Cl.** **12-15**

(52) **U.S. Cl.** **D12/601; D12/605**

(58) **Field of Classification Search** D12/544,
D12/545, 578, 579, 580, 600, 601, 605; 152/209.1,
152/209.9

See application file for complete search history.

(56) **References Cited**

U.S. PATENT DOCUMENTS

D278,617 S *	4/1985	Kojima et al.	D12/601
5,205,879 A *	4/1993	Seitz et al.	152/209.3
D403,281 S *	12/1998	Allen et al.	D12/601
D428,836 S *	8/2000	Grosskopf et al.	D12/580
D433,356 S *	11/2000	Loeffler et al.	D12/601
D448,707 S *	10/2001	Maziarka et al.	D12/147
D456,341 S *	4/2002	Warchol et al.	D12/577
D460,404 S *	7/2002	Janjareh et al.	D12/580
D463,240 S *	9/2002	Staton	D8/107

D481,992 S *	11/2003	Harden et al.	D12/595
D500,288 S	12/2004	Maziarka et al.	D12/601
D504,391 S	4/2005	Maziarka	D12/601
D504,865 S	5/2005	Maziarka et al.	D12/521
D531,115 S *	10/2006	Ikeda	D12/588

OTHER PUBLICATIONS

Japanese Office Action Rejection citing p. 76 of "Motor Fan" magazine; published Feb. 18, 1993.

* cited by examiner

Primary Examiner—Robert M. Spear

(74) *Attorney, Agent, or Firm*—Richard B. O'Planick

(57) **CLAIM**

The ornamental design for a tire tread, as shown and described.

DESCRIPTION

FIG. 1 is a perspective view of a tire tread showing our new design, it being understood that the pattern repeats uniformly throughout the circumference of the tread;

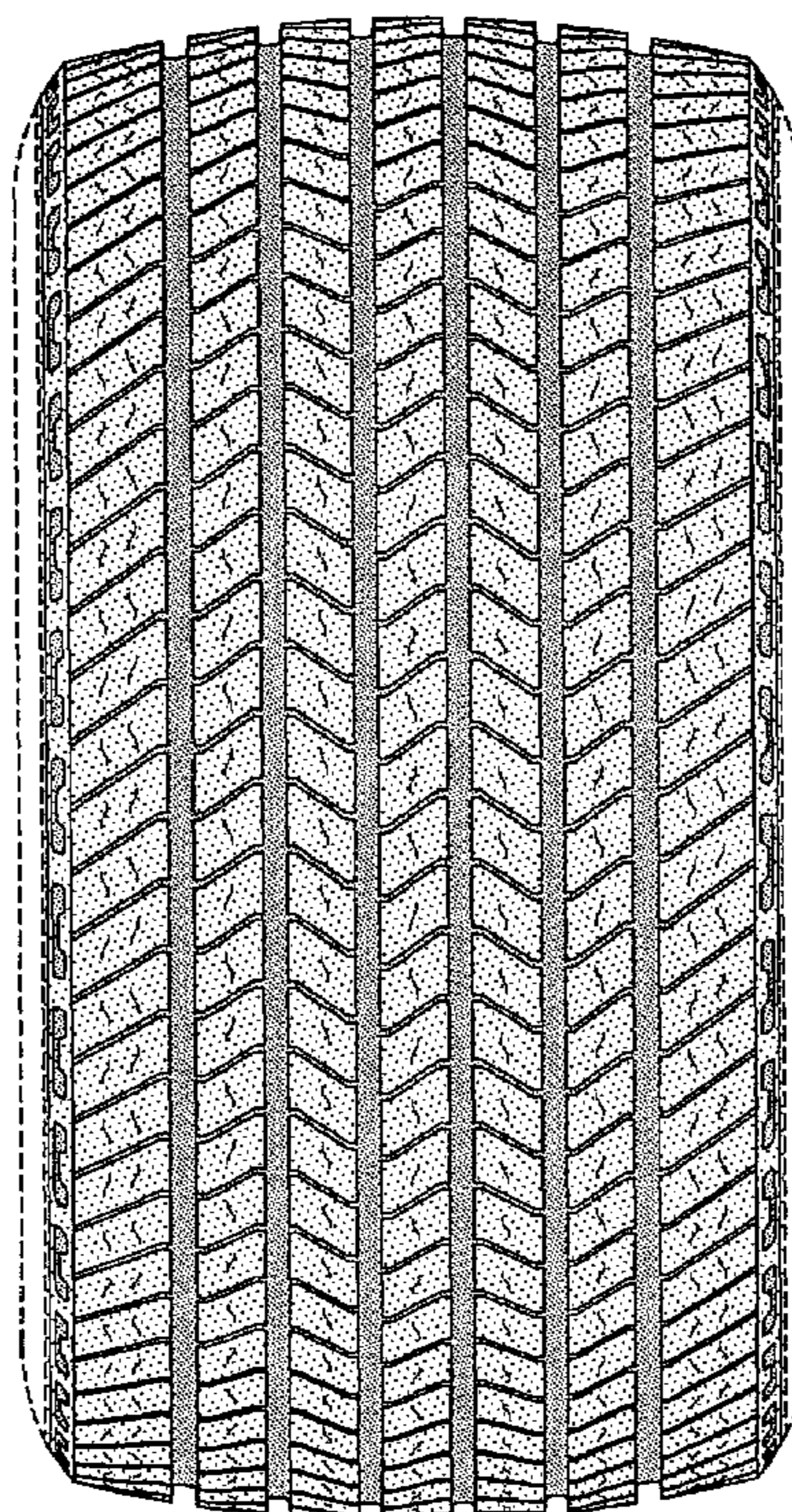
FIG. 2 is a front elevational view thereof;

FIG. 3 is a right side elevational view thereof; the opposite side elevational view being identical thereto; and,

FIG. 4 is an enlarged fragmentary front elevational view thereof.

In the drawings, the broken lines defining the sidewall, inner bead and the peripheral boundary between the tire tread and the sidewall are for illustrative purposes only and form no part of the claimed design.

1 Claim, 4 Drawing Sheets



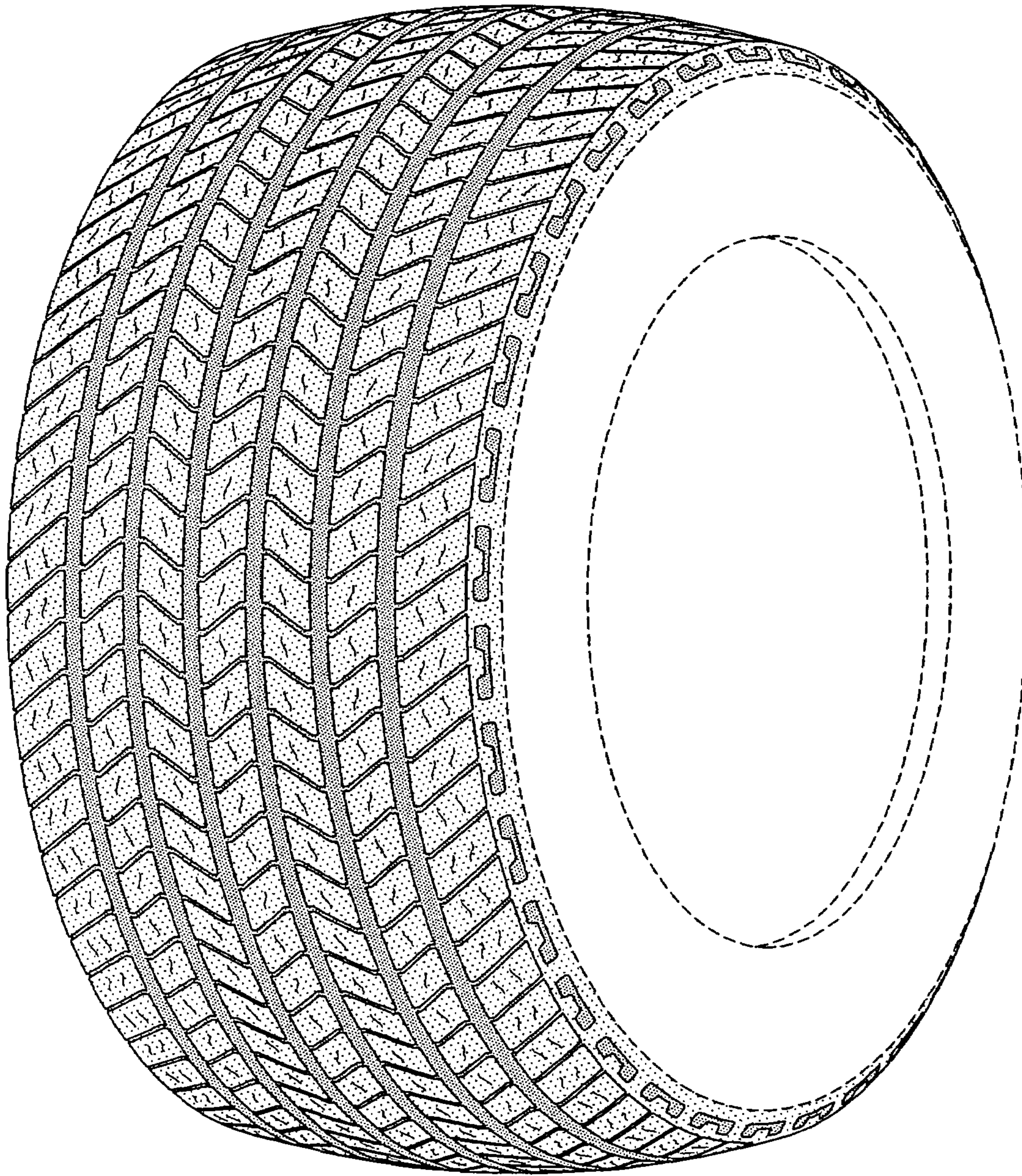


FIG-1

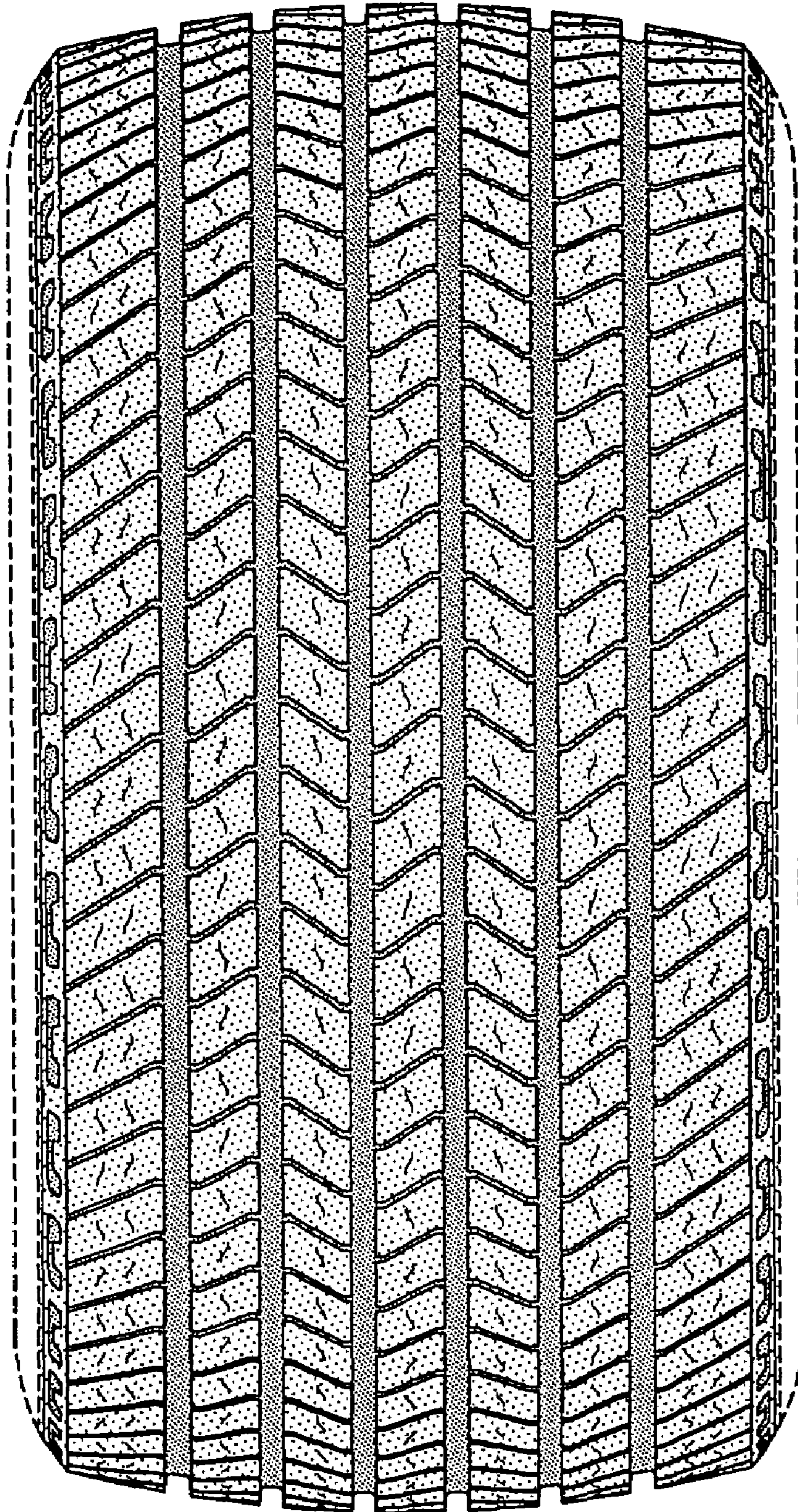


FIG-2

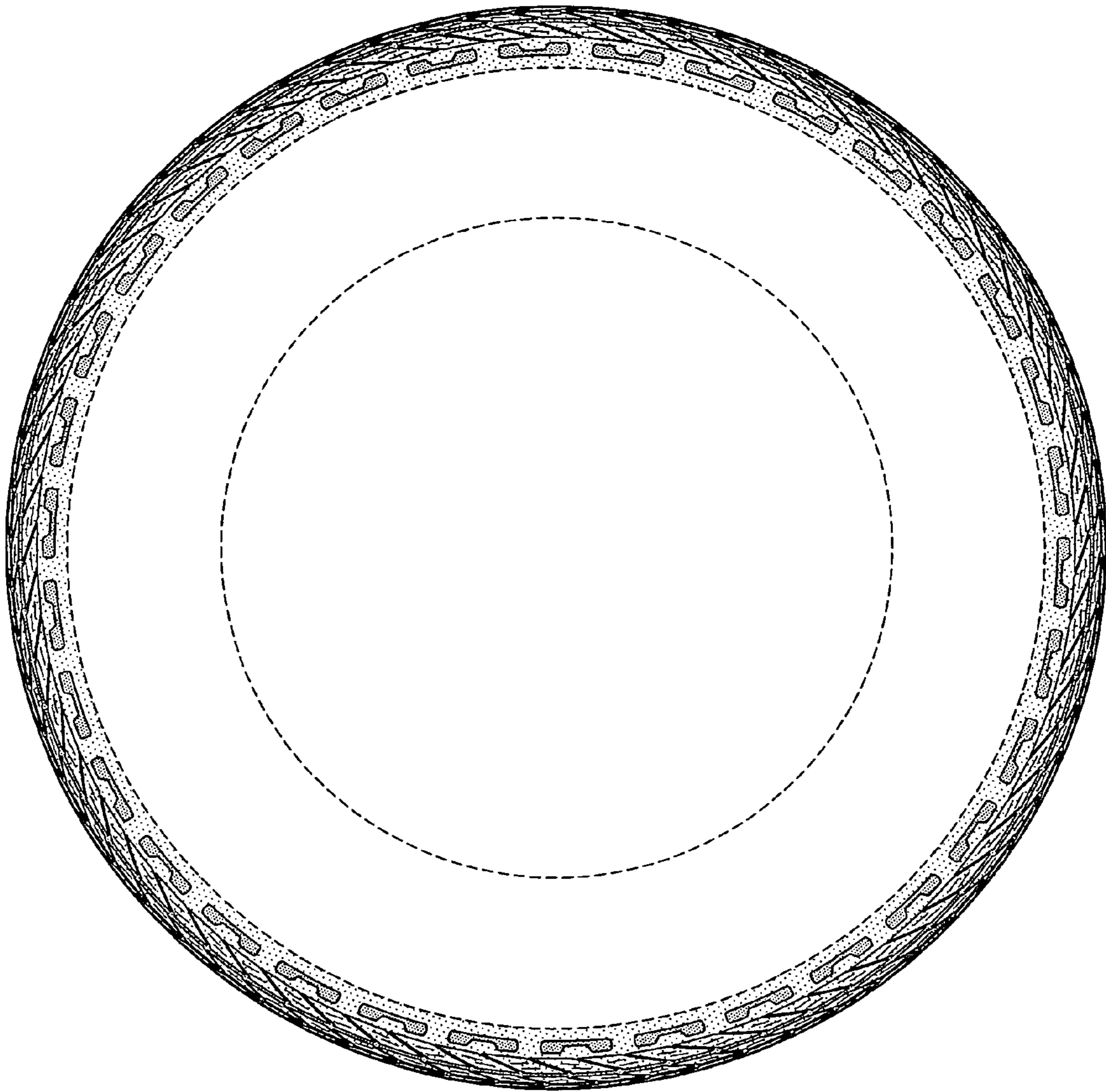


FIG-3




FIG-4