



US00D558128S

(12) **United States Design Patent**
Delu et al.

(10) **Patent No.:** **US D558,128 S**

(45) **Date of Patent:** **** Dec. 25, 2007**

(54) **TIRE TREAD**

(75) Inventors: **Jérôme Marcel Germain Delu**,
Walferdange (LU); **Michel Marguerite**
Walther Ghislain Constant, Bastogne
(BE)

(73) Assignee: **The Goodyear Tire & Rubber**
Company, Akron, OH (US)

(**) Term: **14 Years**

(21) Appl. No.: **29/260,562**

(22) Filed: **May 26, 2006**

(51) **LOC (8) Cl.** **12-15**

(52) **U.S. Cl.** **D12/521; D12/517**

(58) **Field of Classification Search** D12/505-509,
D12/512-519, 524-532, 900, 901; 152/209.1,
152/209.8-209.18, 209.25, 455
See application file for complete search history.

(56) **References Cited**

U.S. PATENT DOCUMENTS

| | | | | |
|--------------|---------|------------------|-------|---------|
| D386,134 S | 11/1997 | Cagneaux et al. | | D12/147 |
| D390,817 S | 2/1998 | Graas et al. | | D12/147 |
| D392,923 S | 3/1998 | Gabneaux et al. | | D12/147 |
| D403,996 S | 1/1999 | Espinasse et al. | | D12/147 |
| D451,447 S | 12/2001 | Heinen et al. | | D12/147 |
| D460,402 S | 7/2002 | Ishida et al. | | D12/523 |
| D464,020 S * | 10/2002 | Dahlberg et al. | | D12/518 |
| D467,535 S | 12/2002 | Ishida et al. | | D12/519 |
| D476,946 S | 7/2003 | Lee et al. | | D12/524 |
| D483,003 S | 12/2003 | Shirouzo | | D12/517 |
| D490,045 S | 5/2004 | Delu et al. | | D12/519 |
| D490,047 S | 5/2004 | Heinen et al. | | D12/524 |
| D490,048 S | 5/2004 | Heinen et al. | | D12/524 |
| D490,049 S | 5/2004 | Heinen et al. | | D12/524 |
| D501,179 S | 1/2005 | Iga et al. | | D12/518 |

| | | | | |
|--------------|---------|------------------|-------|---------|
| D512,012 S * | 11/2005 | Delu et al. | | D12/517 |
| D512,013 S * | 11/2005 | Delu et al. | | D12/521 |
| D515,021 S | 2/2006 | Delu et al. | | D12/524 |
| D524,231 S * | 7/2006 | Marazzi et al. | | D12/521 |
| D524,233 S * | 7/2006 | Marazzi et al. | | D12/521 |
| D524,235 S * | 7/2006 | Marazzi et al. | | D12/523 |
| D524,236 S * | 7/2006 | Marazzi et al. | | D12/524 |
| D531,108 S * | 10/2006 | Marazzi et al. | | D12/523 |
| D546,272 S * | 7/2007 | Shinohara et al. | | D12/521 |
| D547,716 S * | 7/2007 | Ochi | | D12/518 |

* cited by examiner

Primary Examiner—Stacia Cadmus

(74) *Attorney, Agent, or Firm*—Richard B. O’Planick

(57) **CLAIM**

The ornamental design for a tire tread, as shown and described.

DESCRIPTION

FIG. 1 is a perspective view of a tire tread showing our new design, it being understood that the pattern repeats uniformly throughout the circumference of the tread;

FIG. 2 is a front elevational view thereof;

FIG. 3 is a right side elevational view thereof;

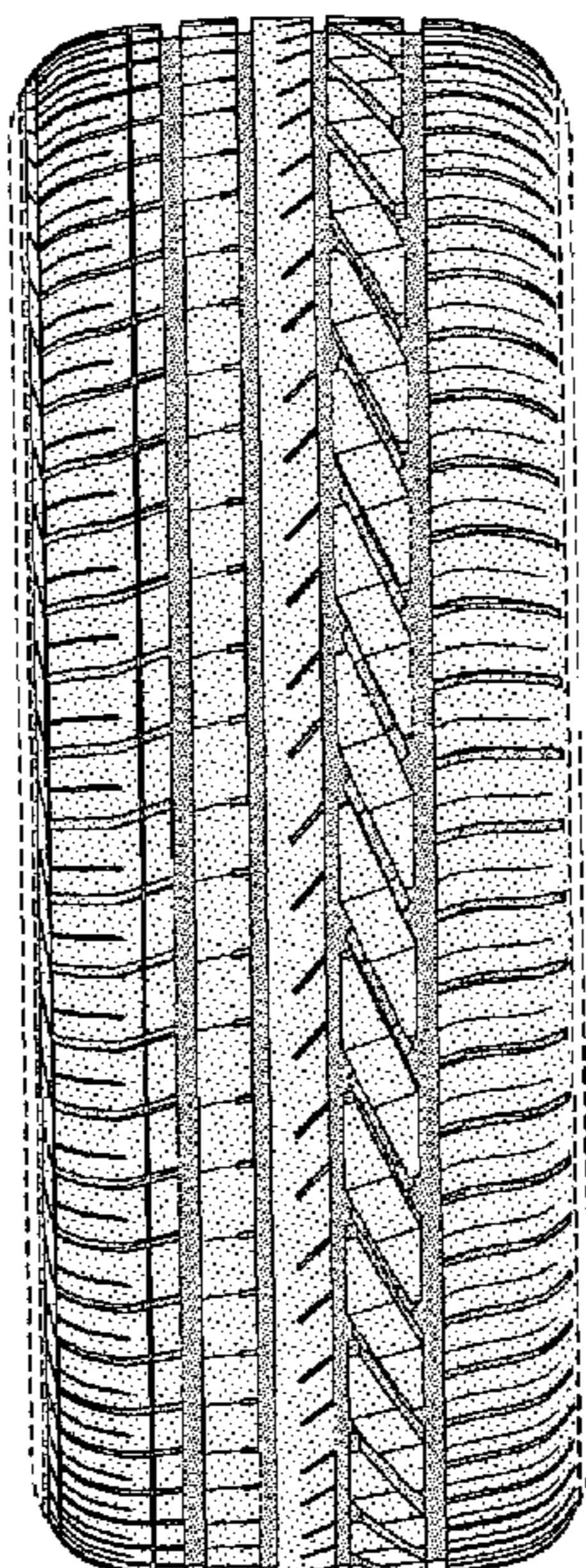
FIG. 4 is a left side elevational view thereof; and,

FIG. 5 is an enlarged fragmentary front elevational view thereof.

In the drawings, the broken lines defining the sidewall, inner bead and the peripheral boundary between the tire tread and the sidewall are for illustrative purposes only and form no part of the claimed design.

The dark stippled surface shading represents the recessed portion of the tread grooves having a depth as best shown in FIG. 2.

1 Claim, 5 Drawing Sheets



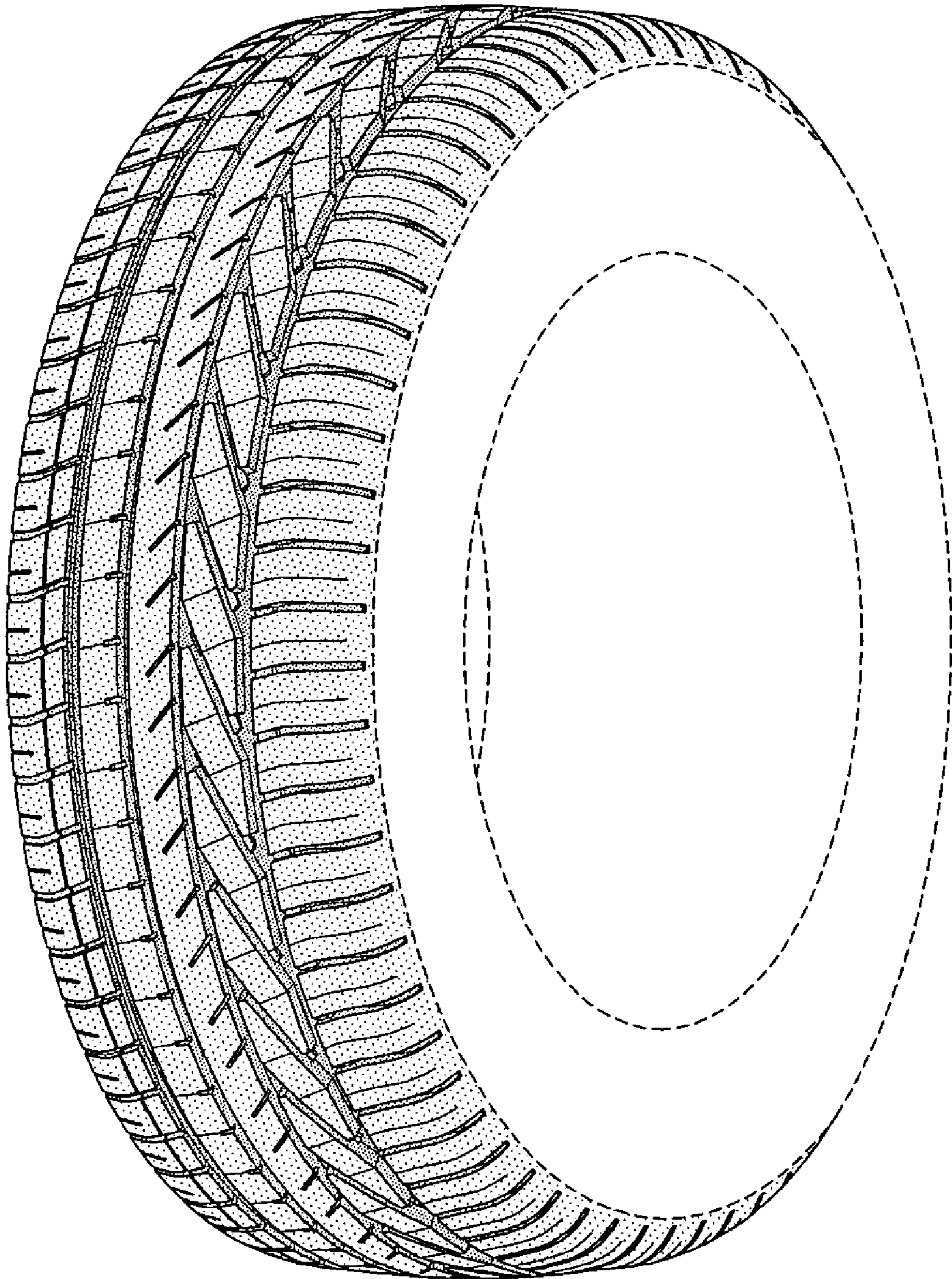


FIG-1

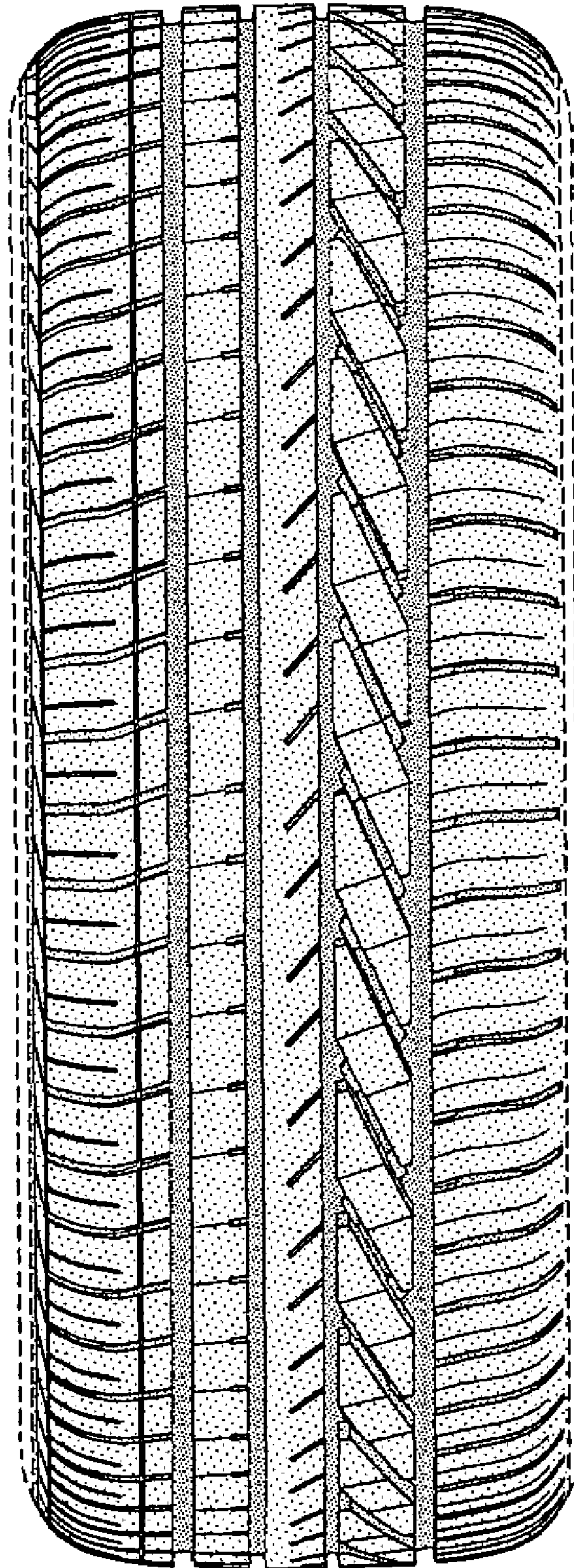


FIG-2

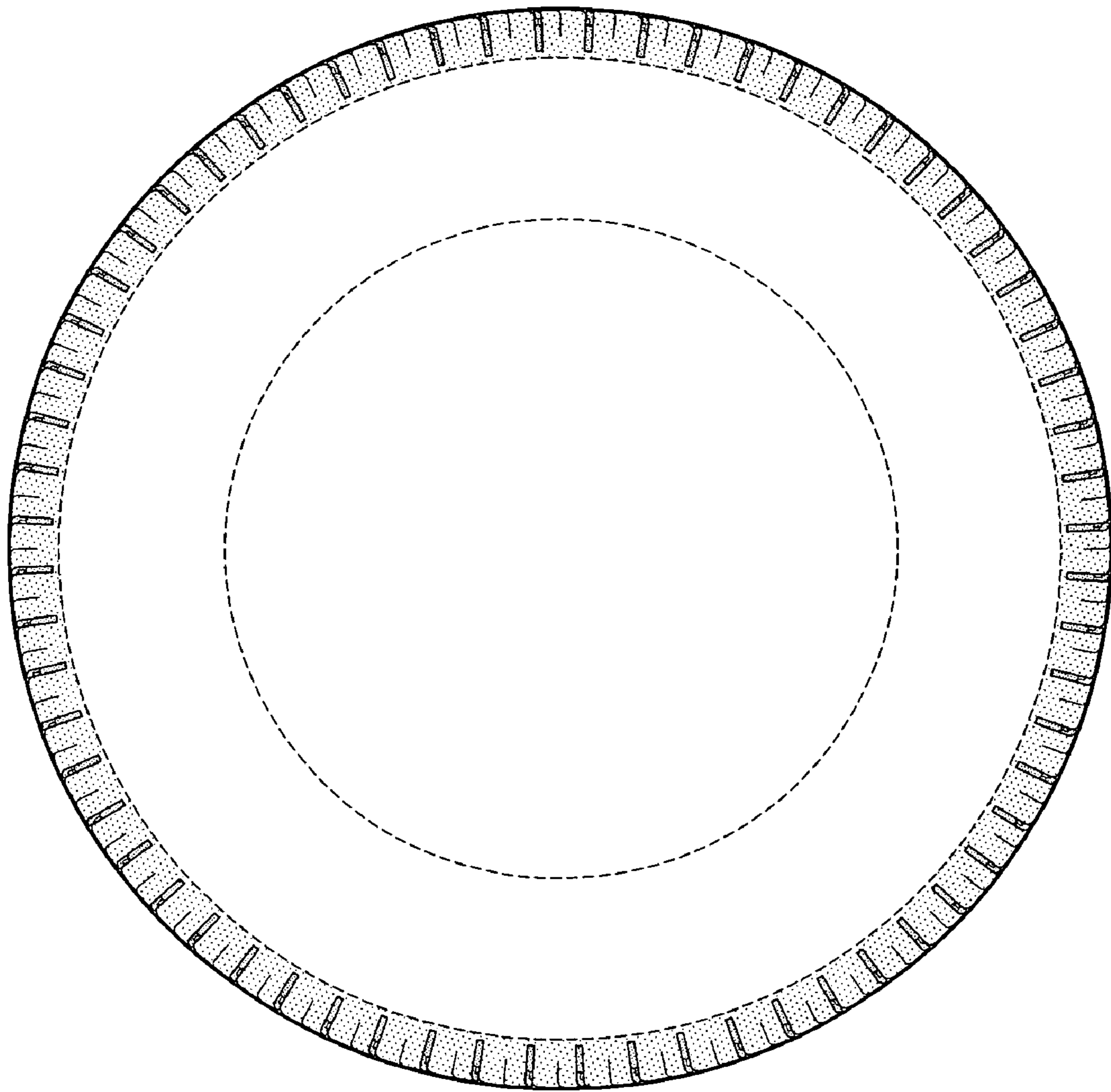


FIG-3

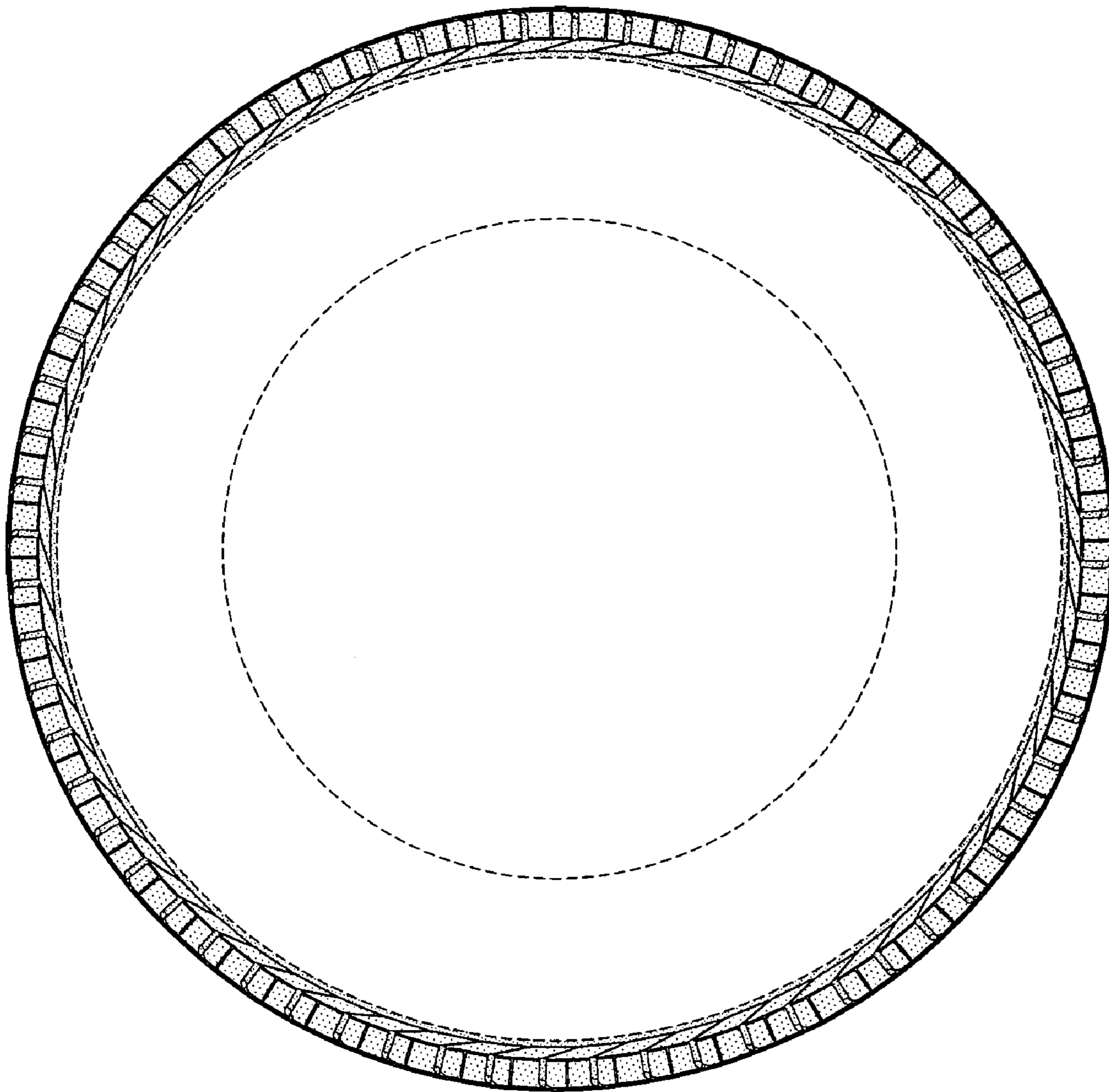


FIG-4

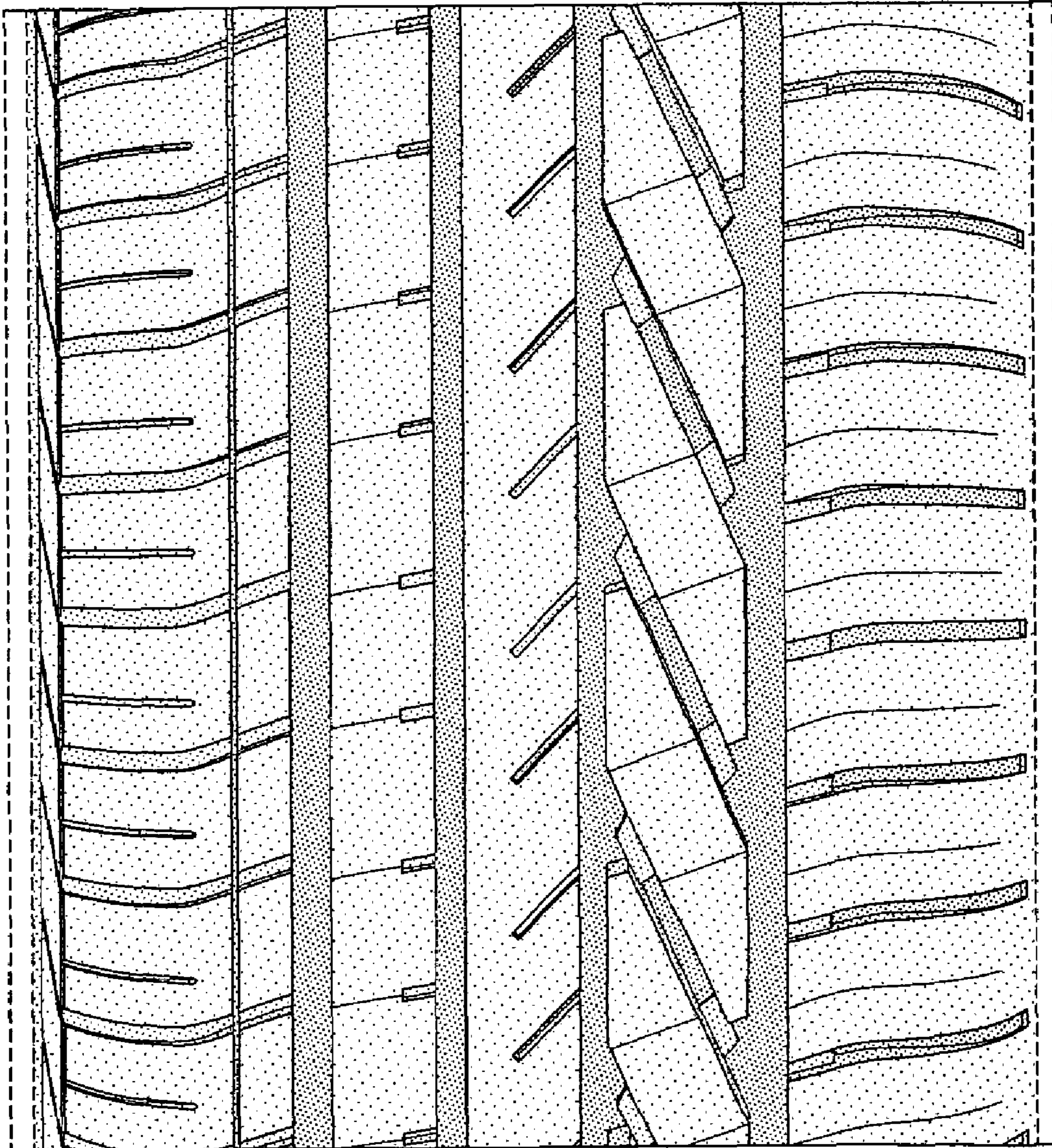


FIG-5