



US00D558094S

(12) **United States Design Patent** (10) **Patent No.:** **US D558,094 S**  
**Pfeiffer** (45) **Date of Patent:** **\*\* Dec. 25, 2007**

(54) **SURFACE CONFIGURATION OF A VEHICLE TOY, AND/OR OTHER REPLICAS**

*Primary Examiner*—Melody N. Brown  
(74) *Attorney, Agent, or Firm*—Crowell & Moring LLP

(75) Inventor: **Peter Pfeiffer**, Boeblingen (DE)

(57) **CLAIM**

(73) Assignee: **DaimlerChrysler AG**, Stuttgart (DE)

The ornamental design for a surface configuration of a vehicle, toy, and/or other replicas, as shown and described.

(\*\*) Term: **14 Years**

(21) Appl. No.: **29/233,904**

**DESCRIPTION**

(22) Filed: **Jul. 12, 2005**

This application is related to the following co-pending applications, of the inventor, filed on even date herewith: application Ser. No. 29/233,903, entitled “Surface Configuration of a Vehicle, Toy, and/or Other Replicas”; application Ser. No. 29/233,873, entitled “Surface Configuration, of a Headlight for a Vehicle”; and application Ser. No. 29/233,872, entitled “Surface Configuration of a Taillight for a Vehicle”; and application Ser. No. 29/233,872, entitled “Surface Configuration of a Radiator Grill for a Vehicle”.

(51) **LOC (8) Cl.** ..... **12-08**

(52) **U.S. Cl.** ..... **D12/91**

(58) **Field of Classification Search** ..... D12/90–92,  
D12/86; D21/424, 433; 296/185  
See application file for complete search history.

FIG. 1 is a left, front perspective view of a surface configuration of a vehicle, toy, and/or other replicas according to my novel design, the right, front perspective view being mirror symmetrical;

(56) **References Cited**

**U.S. PATENT DOCUMENTS**

D460,022 S *	7/2002	Hsu et al. ....	D12/91
D469,038 S *	1/2003	Mattin et al. ....	D12/91
D476,269 S *	6/2003	Suzuki et al. ....	D12/91
D476,922 S *	7/2003	Pfeiffer et al. ....	D12/91
D490,019 S *	5/2004	Sakae ....	D12/91

FIG. 2 is a left, rear perspective view of the surface configuration of a vehicle, toy, and/or other replicas according to my novel design, the right, rear perspective view being mirror symmetrical;

**OTHER PUBLICATIONS**

- Auto Bild, Version 11/2005, Mar. 18, 2005.
- Auto Zeitung, “C-Klasse von morgen,” p. 11, Version 11/2003, May 7, 2003.
- Auto Zeitung, p. 14, Version 13/2003, Jun. 4, 2003.
- Auto Zeitung, p. 14, Version 13/2004, Jun. 2, 2004.
- Auto Bild, Nr. 1, Jan. 7, 2005.
- Auto Bild, Nr. 11, Mar. 18, 2005.
- Auto Bild, Nr. 18, Apr. 30, 2004.
- Auto motor und sport, Jul. 2003.
- Auto motor und sport, “Auf Grosser Fahrt,” Booklet 21, Sep. 29, 2004, pp. 1-6.
- Auto Strasseverkehr, “Daimlers Neuer Chic,” Dec. 3, 2004, pp. 1-4.
- Weyer, Peter, “Neuer Schwung,” stern, Feb. 10, 2005, pp. 1-2. Auto Bild.

FIG. 3 is a left side view of the surface configuration of a vehicle, toy, and/or other replicas according to my novel design;

FIG. 4 is a right side view of the surface configuration of a vehicle, toy, and/or other replicas according to my novel design;


FIG. 5 is a front view of the surface configuration of a vehicle, toy, and/or other replicas according to my novel design; and,

FIG. 6 is a rear view of the surface configuration of a vehicle, toy, and/or other replicas according to my novel design.

The broken lines are for illustrative purposes only and form no part of the claimed design.

\* cited by examiner

**1 Claim, 4 Drawing Sheets**



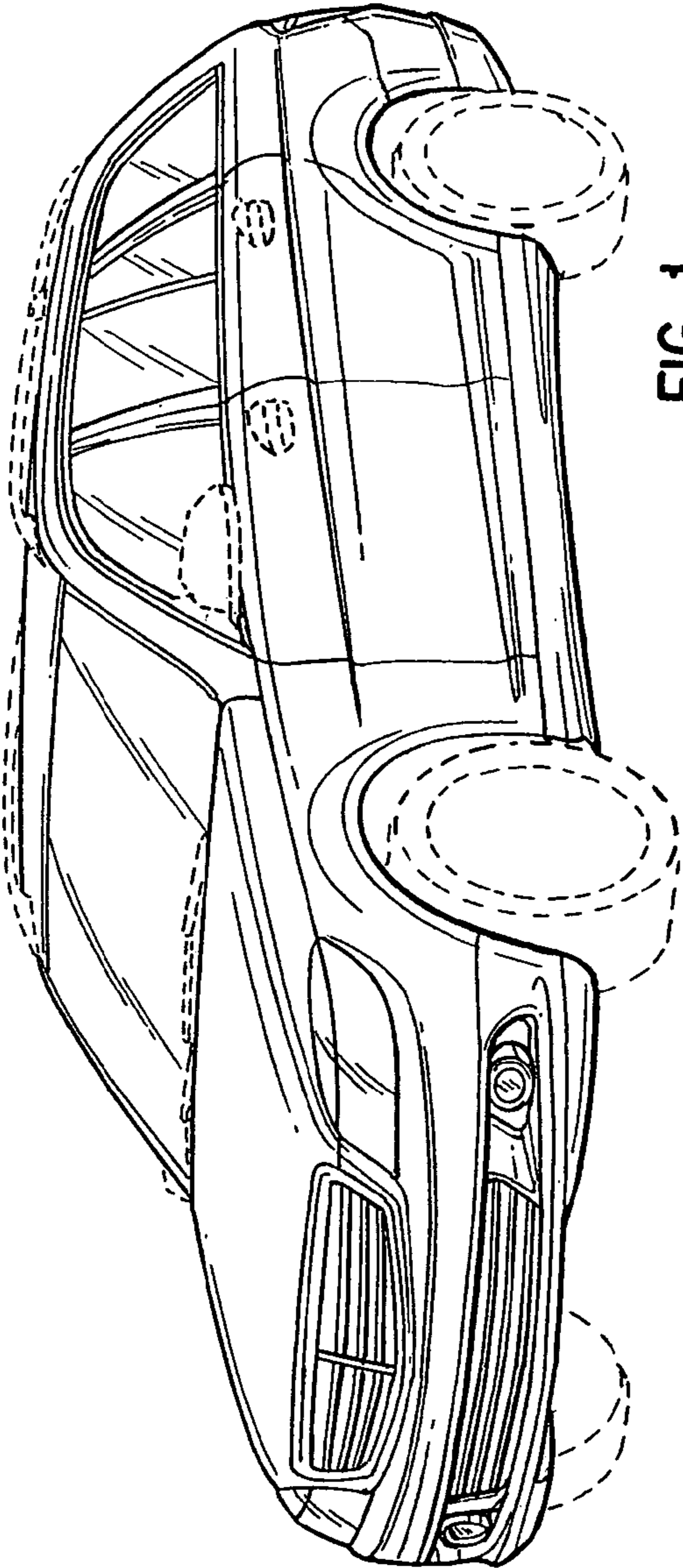


FIG. 1

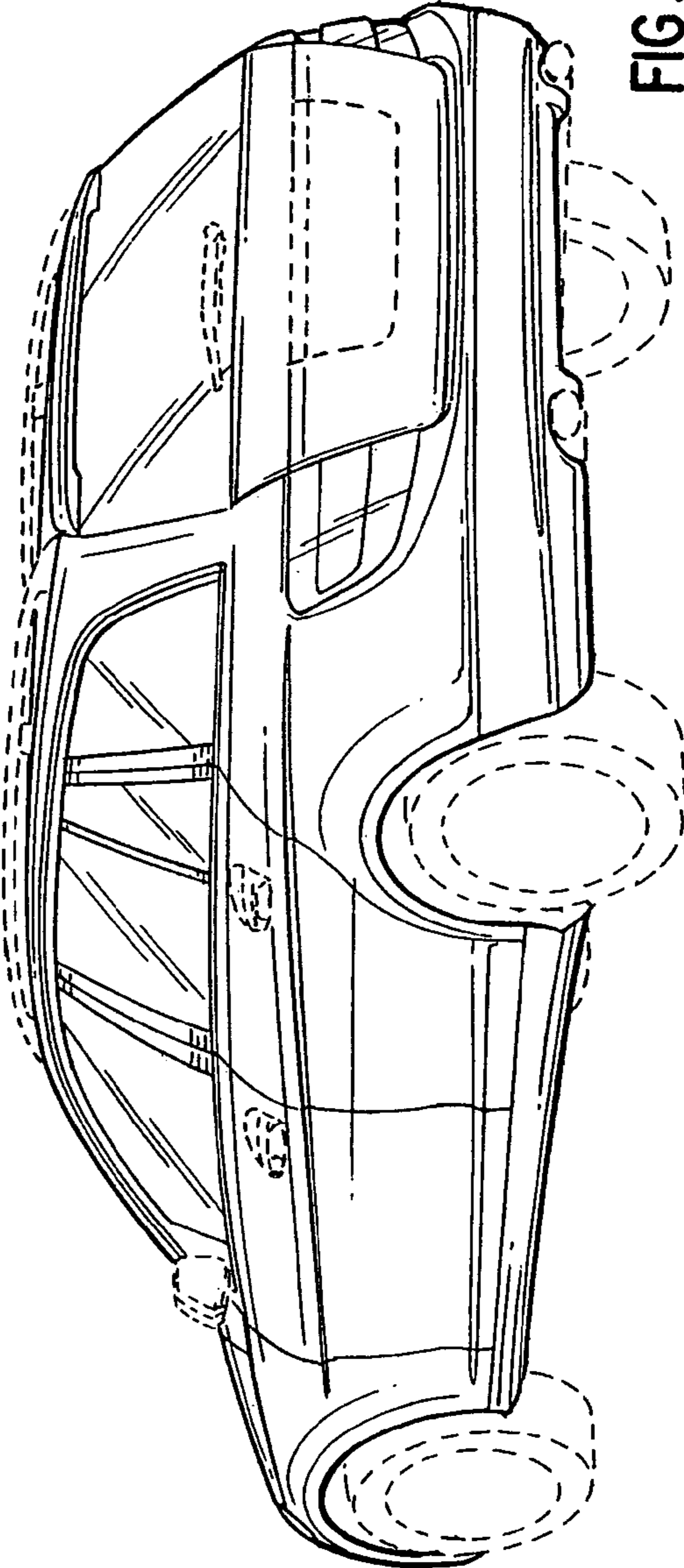


FIG. 2

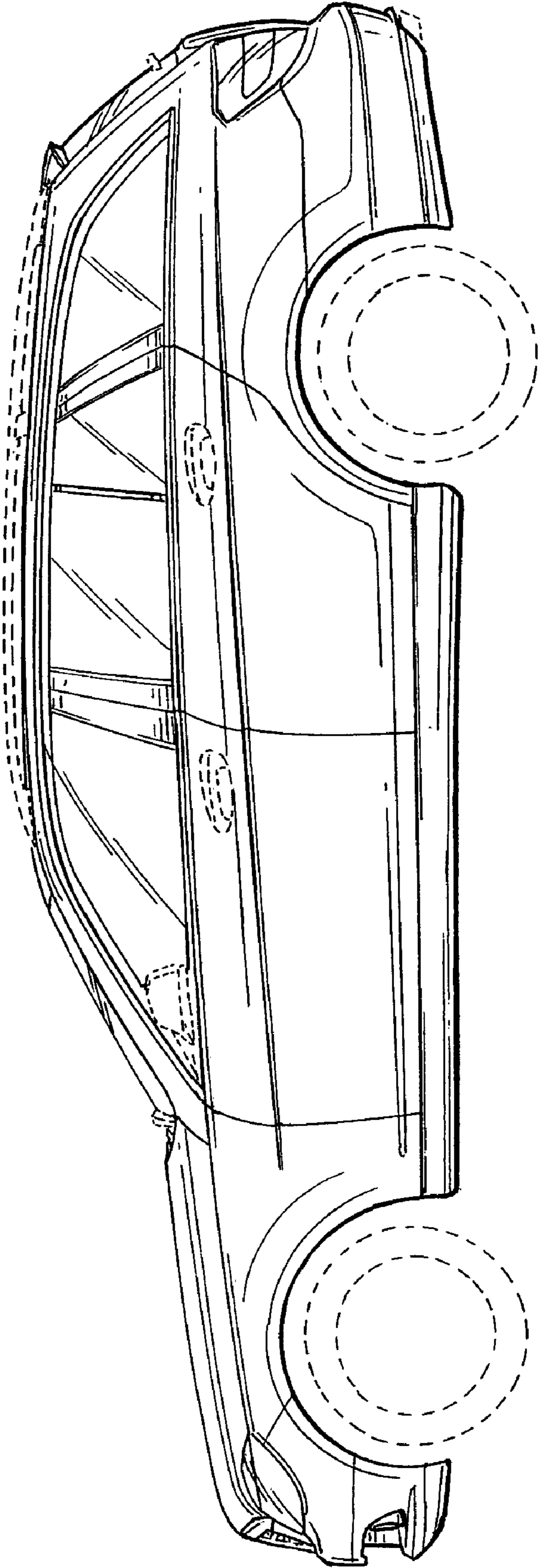


FIG. 3

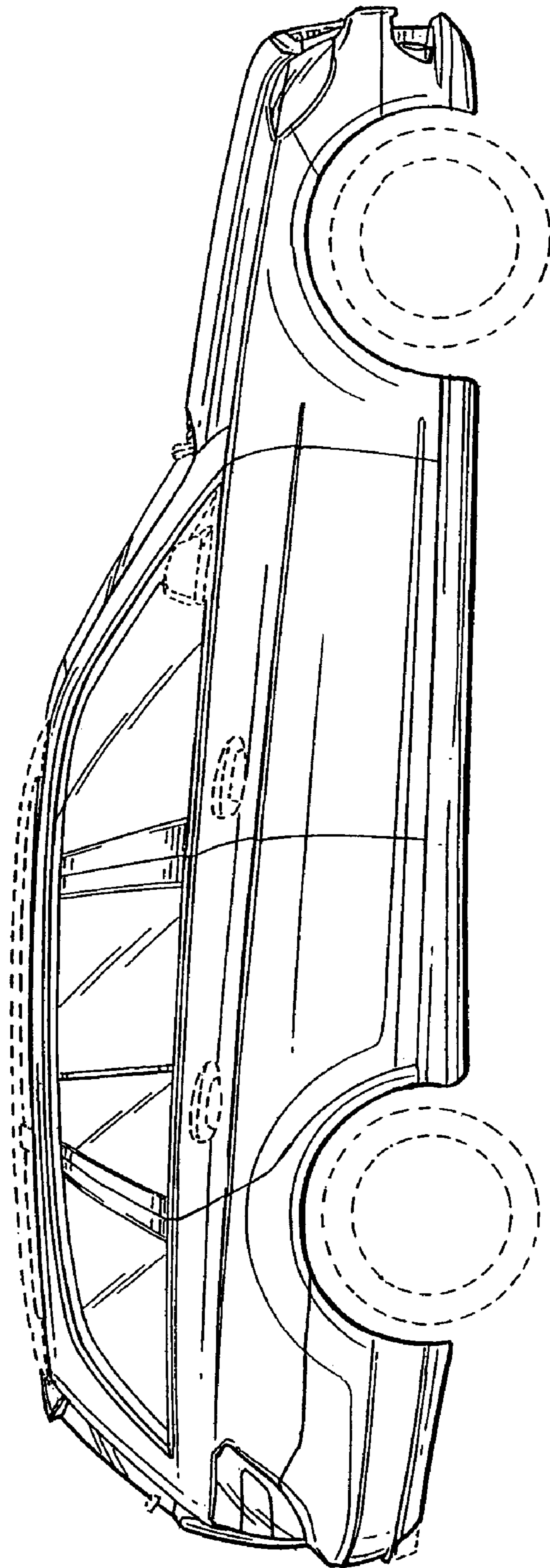


FIG. 4

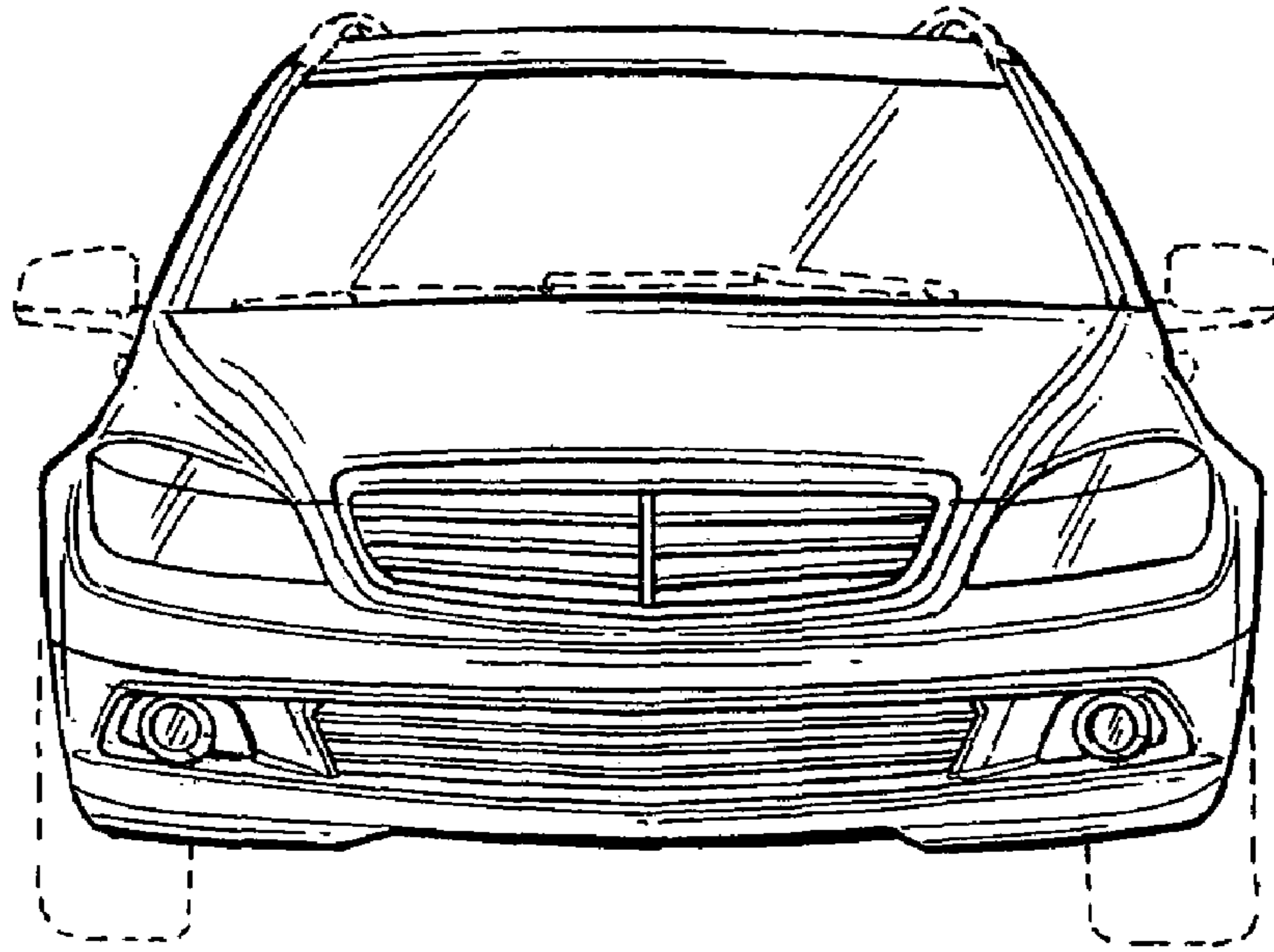


FIG. 5

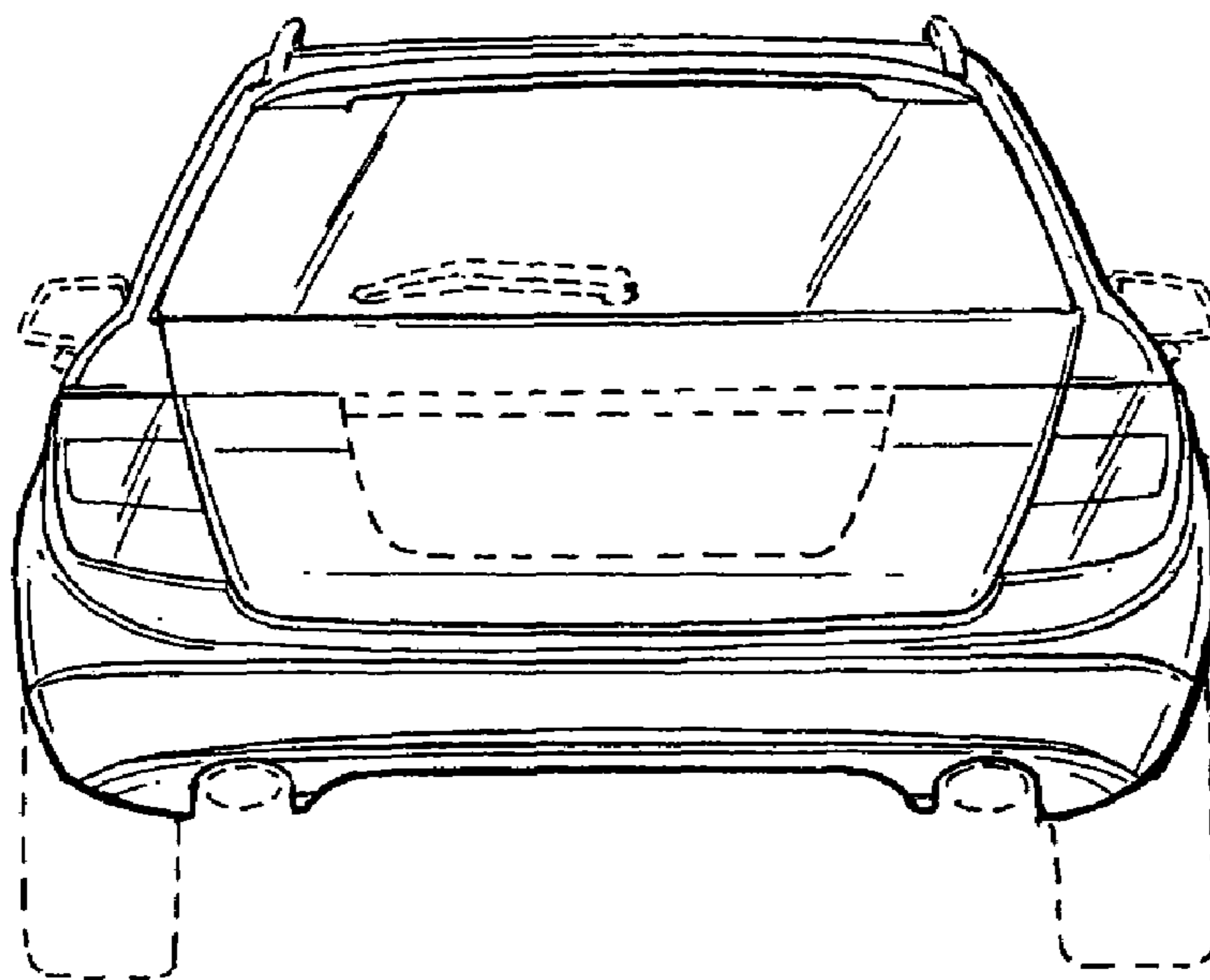


FIG. 6