



US00D558092S

(12) **United States Design Patent**  
**Lobel**

(10) **Patent No.:** **US D558,092 S**

(45) **Date of Patent:** **\*\* Dec. 25, 2007**

(54) **PULL TAB FOR A SLIDE FASTENER**

D366,230 S \* 1/1996 Aoki ..... D11/221

(75) Inventor: **Michelle Gut Lobel**, New York City,  
NY (US)

\* cited by examiner

(73) Assignee: **Ideal Fastener Corporation**, Oxford,  
NC (US)

*Primary Examiner*—Ralf Seifert

(74) *Attorney, Agent, or Firm*—Tillman Wright, PLLC; Neal  
B. Wolgin

(\*\*) Term: **14 Years**

(57) **CLAIM**

(21) Appl. No.: **29/273,556**

I claim the ornamental design for a pull tab for a slide  
fastener slider, as shown and described.

(22) Filed: **Mar. 8, 2007**

**DESCRIPTION**

(51) **LOC (8) Cl.** ..... **02-07**

FIG. 1 is a front view illustrating a pull tab for a slide  
fastener;

(52) **U.S. Cl.** ..... **D11/221**

FIG. 2 is a bottom view of the pull tab;

(58) **Field of Classification Search** ..... D11/200,

FIG. 3 is a top view of the pull tab;

D11/201, 221; 24/415–417, 419, 421, 427–431,  
24/381–382, 385, 387, 433; 384/64  
See application file for complete search history.

FIG. 4 is a left side view of the pull tab;

FIG. 5 is a right side view of the pull tab;

(56) **References Cited**

FIG. 6 is a section view of the pull tab taken along the line  
6—6 of FIG. 1; and,

**U.S. PATENT DOCUMENTS**

FIG. 7 is a front view, the broken line showing of a slide  
faster is for illustrative purposes only and forms no part of  
the claimed design.

- 2,060,830 A \* 11/1936 Silberman ..... 24/413
- D119,153 S \* 2/1940 Bowder ..... D11/200
- 2,799,070 A \* 7/1957 Weber ..... 24/422
- 3,641,634 A \* 2/1972 Asai ..... 24/429

**1 Claim, 2 Drawing Sheets**

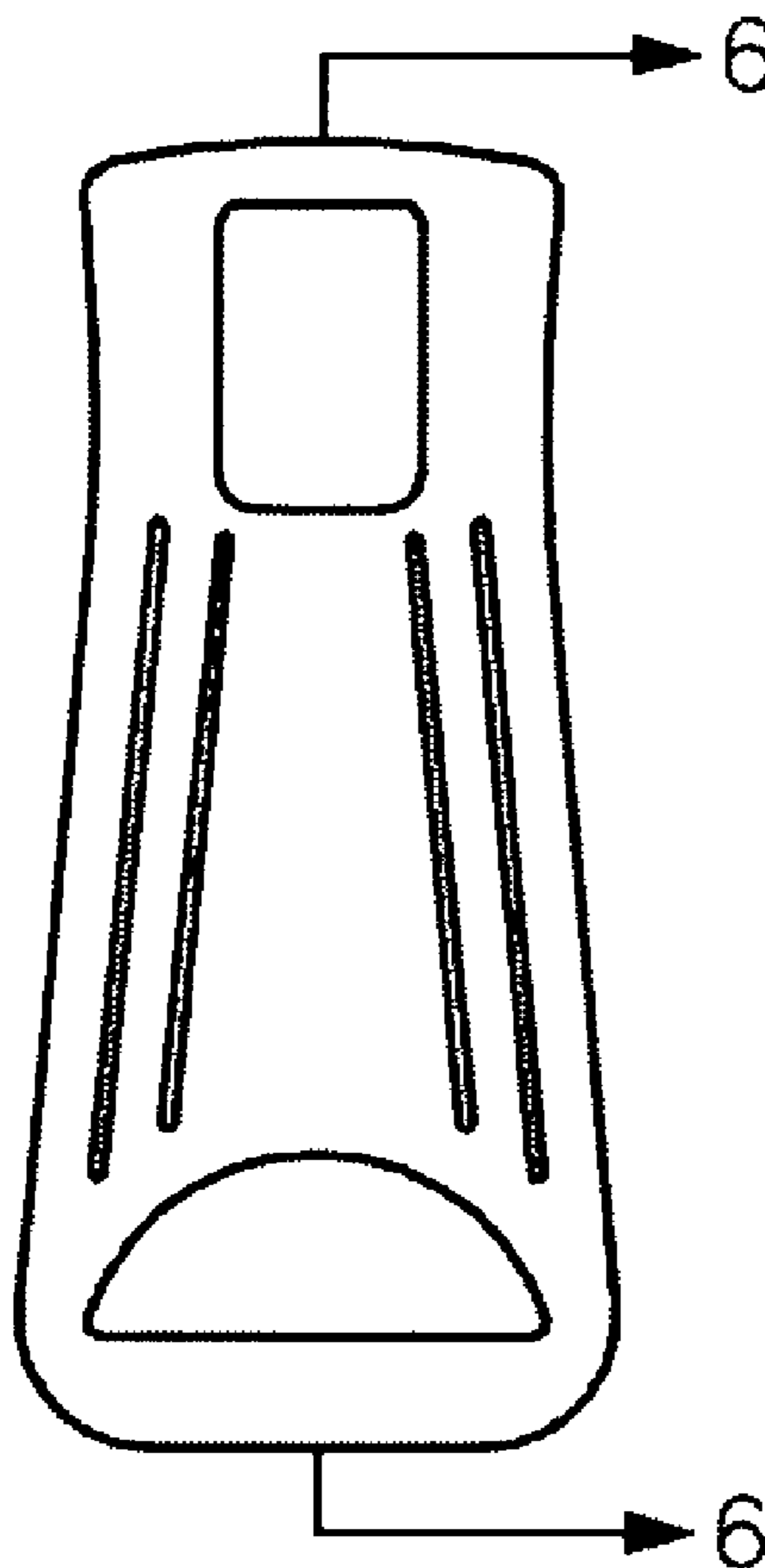




Fig. 3

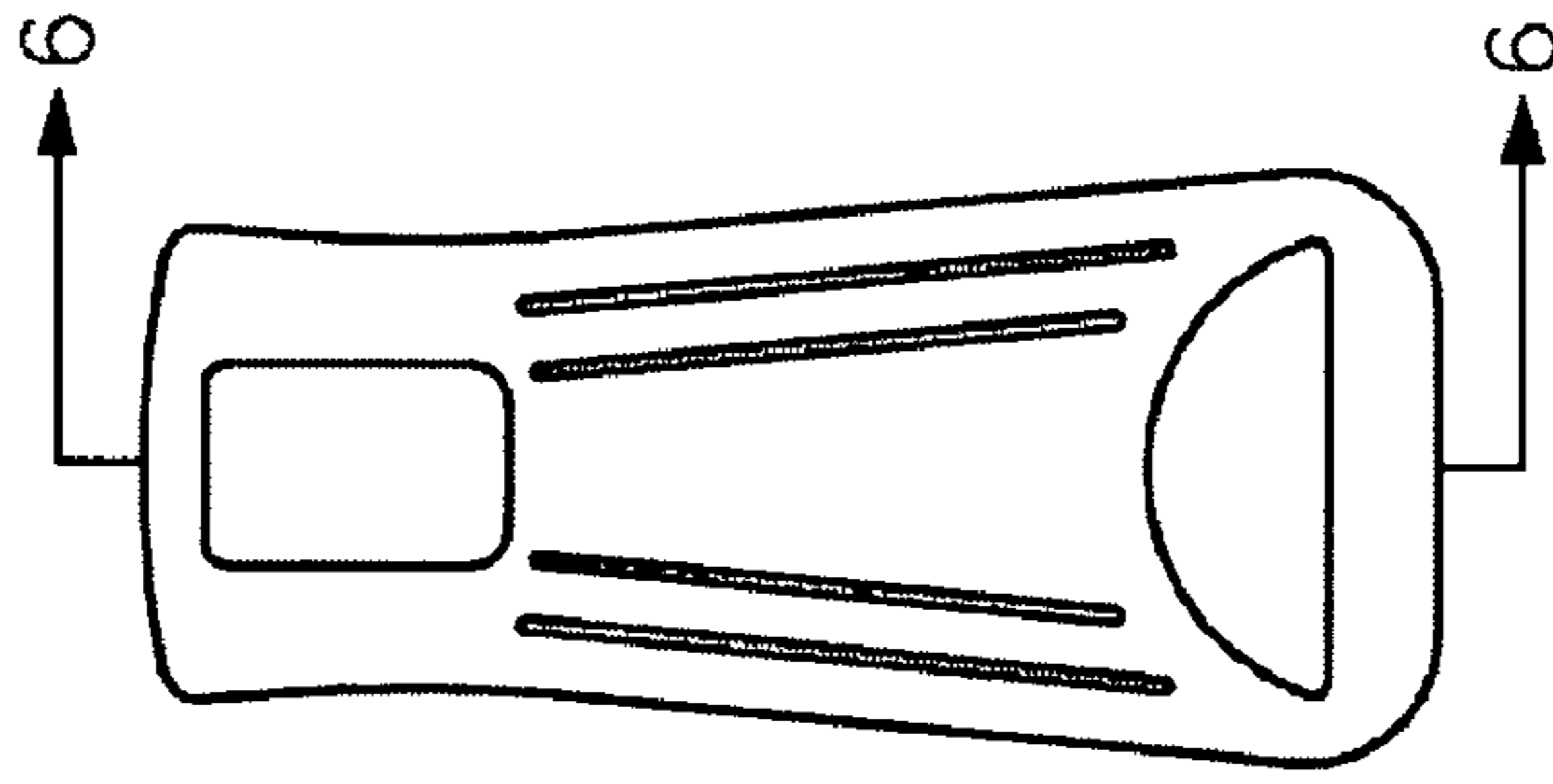


Fig. 1




Fig. 4




Fig. 5



Fig. 2

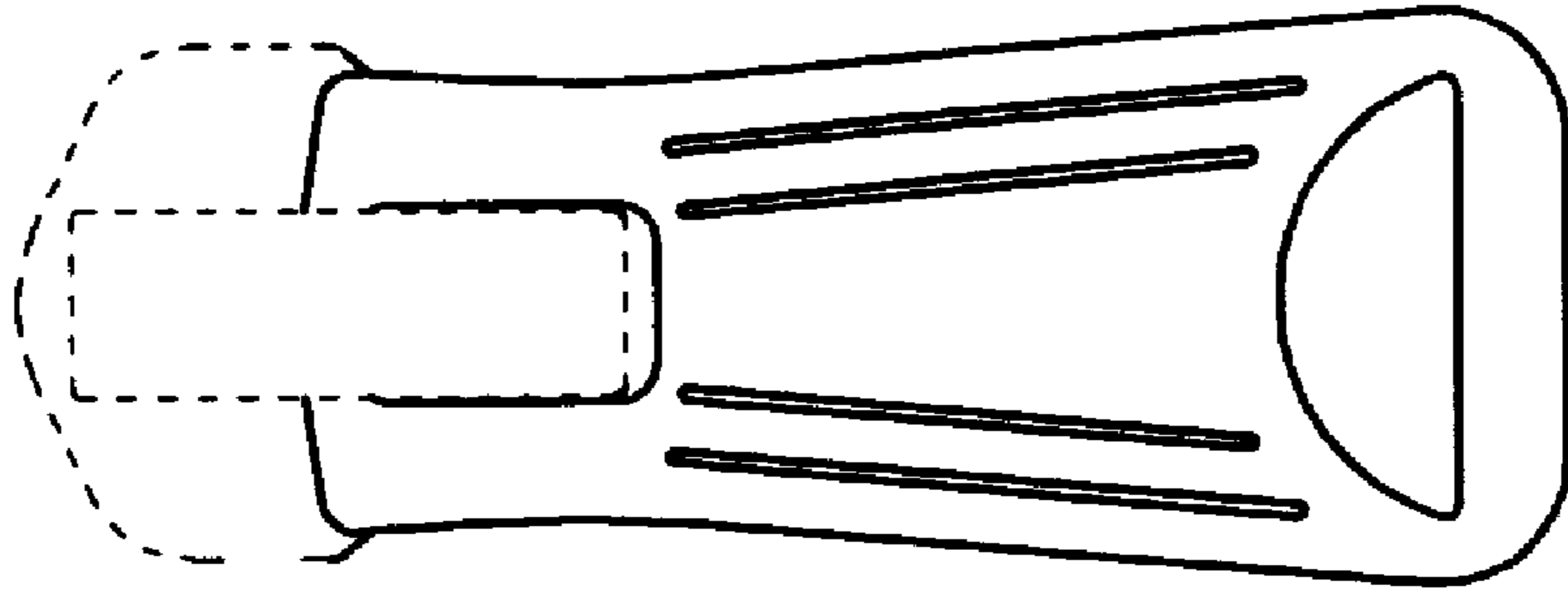


Fig. 7



Fig. 6