



US00D558082S

(12) **United States Design Patent**
Mouclier

(10) **Patent No.:** **US D558,082 S**

(45) **Date of Patent:** **** Dec. 25, 2007**

(54) **BRACELET LINK SET**

(75) Inventor: **Jean Mouclier**, Montmorency (FR)

(73) Assignee: **Cartier Creation Studio SA**, Geneva (CH)

(**) Term: **14 Years**

(21) Appl. No.: **29/255,308**

(22) Filed: **Mar. 7, 2006**

(30) **Foreign Application Priority Data**

Sep. 9, 2005 (EM) 000398623-0016

(51) **LOC (8) Cl.** **11-01**

(52) **U.S. Cl.** **D11/84**

(58) **Field of Classification Search** D11/1-25,
D11/32, 93, 94; 59/78, 79.2; 63/1.11, 3,
63/3.1, 3.2, 5.1, 5.2, 7-11; 224/175
See application file for complete search history.

(56) **References Cited**

U.S. PATENT DOCUMENTS

2,225,746 A * 12/1940 Kestenman D11/23

D158,157 S * 4/1950 Vastano D11/23
D160,008 S * 9/1950 Parisi D11/25
D165,719 S * 1/1952 Meyerson D11/23
D334,902 S * 4/1993 Bichi D11/15
D375,700 S * 11/1996 Bonarini et al. D11/13

* cited by examiner

Primary Examiner—Doris Clark

Assistant Examiner—Michael A. Pratt

(74) *Attorney, Agent, or Firm*—Kalow & Springut LLP

(57) **CLAIM**

The ornamental design for a bracelet link set, as shown and described.

DESCRIPTION

FIG. 1 is a front view of the bracelet link set.

FIG. 2 is a rear view of the bracelet link set.

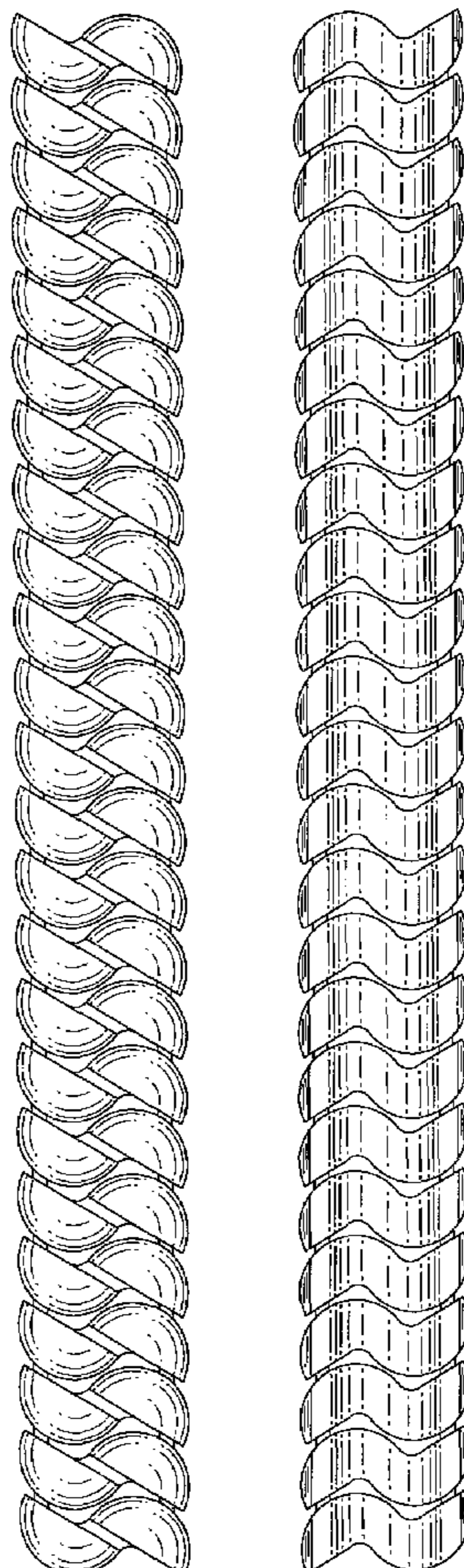
FIG. 3 is a right side view of the bracelet link set.

FIG. 4 is a left side view of the bracelet link set.

FIG. 5 is a top view of the bracelet link set; and,

FIG. 6 is a bottom view of the bracelet link set.

1 Claim, 1 Drawing Sheet



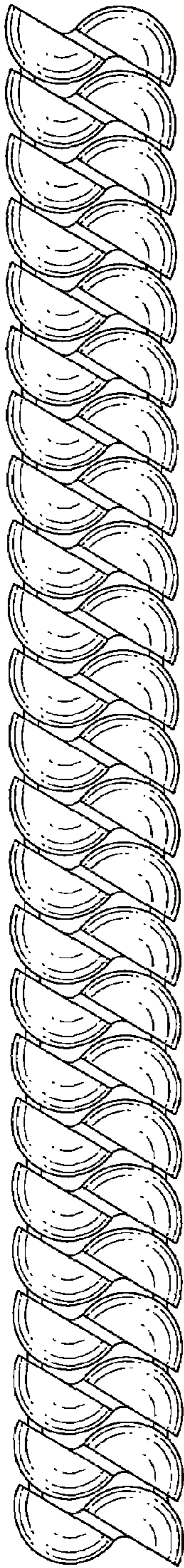


FIG. 1

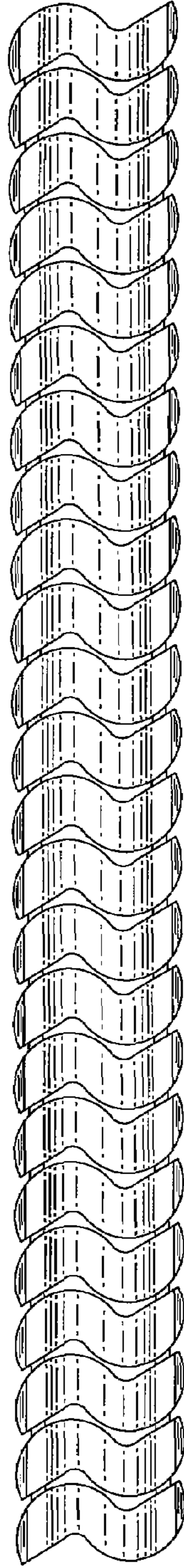


FIG. 2



FIG. 3



FIG. 4

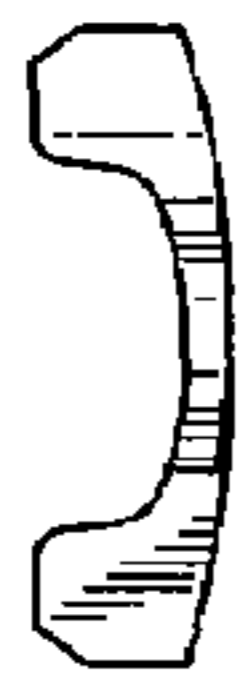


FIG. 5



FIG. 6