



US00D558071S

(12) **United States Design Patent**
Simon et al.

(10) **Patent No.:** **US D558,071 S**

(45) **Date of Patent:** **** Dec. 25, 2007**

(54) **THERMOSTAT HOUSING**

(75) Inventors: **Timothy M. Simon**, San Francisco, CA (US); **Matthew T. Fisher**, Reno, NV (US)

(73) Assignee: **Tim Simon, Inc.**, San Francisco, CA (US)

(**) Term: **14 Years**

(21) Appl. No.: **29/276,691**

(22) Filed: **Feb. 1, 2007**

(51) **LOC (8) Cl.** **10-04**

(52) **U.S. Cl.** **D10/50**

(58) **Field of Classification Search** D10/49-50;
236/5, 46-47, 49.3, 51, 84, 94; 340/7.21-7.24,
340/7.32, 825.6, 825.72, 539.1, 539.11, 539.14,
340/539.21, 539.26, 426.21, 584, 589, 870.17;
374/167; 400/485; 455/420, 226.1

See application file for complete search history.

(56) **References Cited**

U.S. PATENT DOCUMENTS

D360,145 S	7/1995	Odom et al.	
D360,146 S	7/1995	Gaskell et al.	
D361,947 S	9/1995	Cochran et al.	
D363,032 S	10/1995	Odom et al.	
5,485,954 A	1/1996	Guy et al.	
D458,159 S *	6/2002	Amborn et al.	D10/50
6,504,580 B1 *	1/2003	Thompson et al.	340/825.72

D518,744 S *	4/2006	Rosen	D10/50
D520,386 S *	5/2006	Takach et al.	D10/50
7,088,221 B2 *	8/2006	Chan	340/286.05

* cited by examiner

Primary Examiner—Antoine D. Davis

(74) *Attorney, Agent, or Firm*—James F. Hann; Haynes Beffel & Wolfeld LLP

(57) **CLAIM**

The ornamental design for a thermostat housing, as shown and described.

DESCRIPTION

The thermostat housing is used to contain a thermostat. The thermostat may be of the type used in residential and commercial buildings.

This application is related to the following US patent applications, both having the same title and both filed on the same day is this application: application No. 29/276,692, and application No. 29/276,693.

FIG. 1 is a front, right side, top perspective view of a thermostat housing showing our new design;

FIG. 2 is a top plan view thereof;

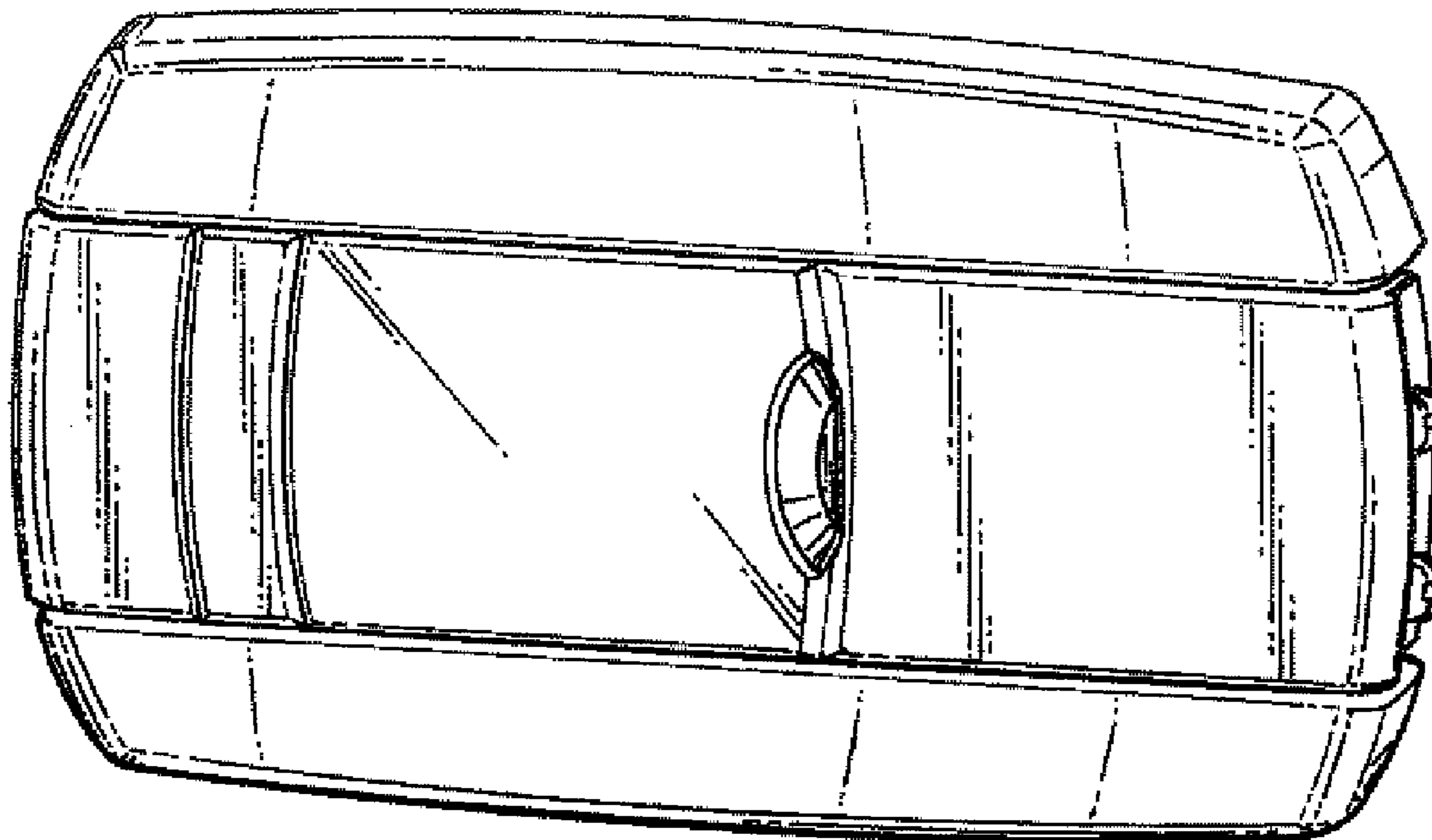
FIG. 3 is a front elevational view thereof;

FIG. 4 is a right side elevational view thereof;

FIG. 5 is a left side elevational view thereof; and,

FIG. 6 is a bottom plan view thereof.

1 Claim, 1 Drawing Sheet



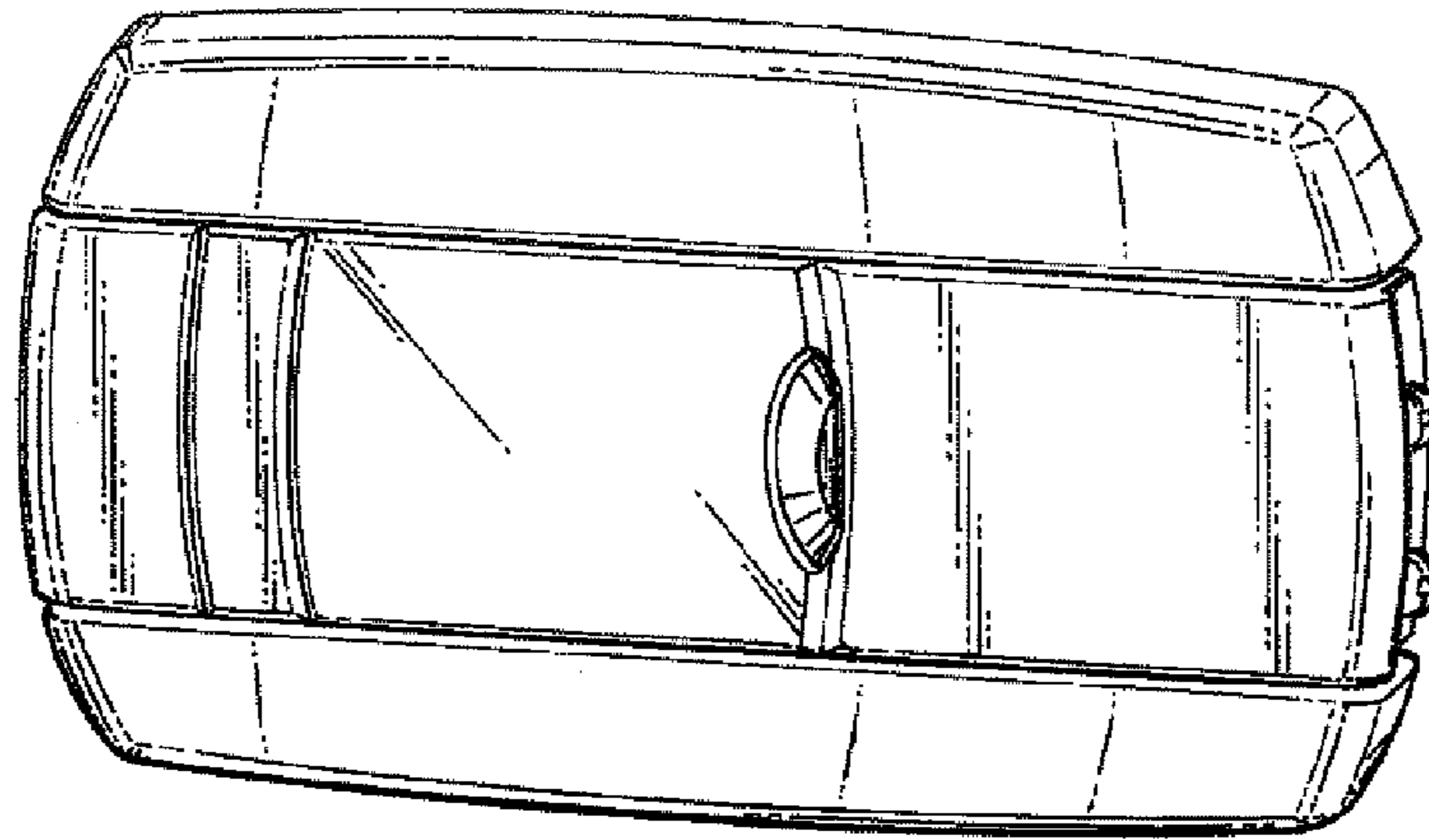


FIG. 1




FIG. 2




FIG. 5

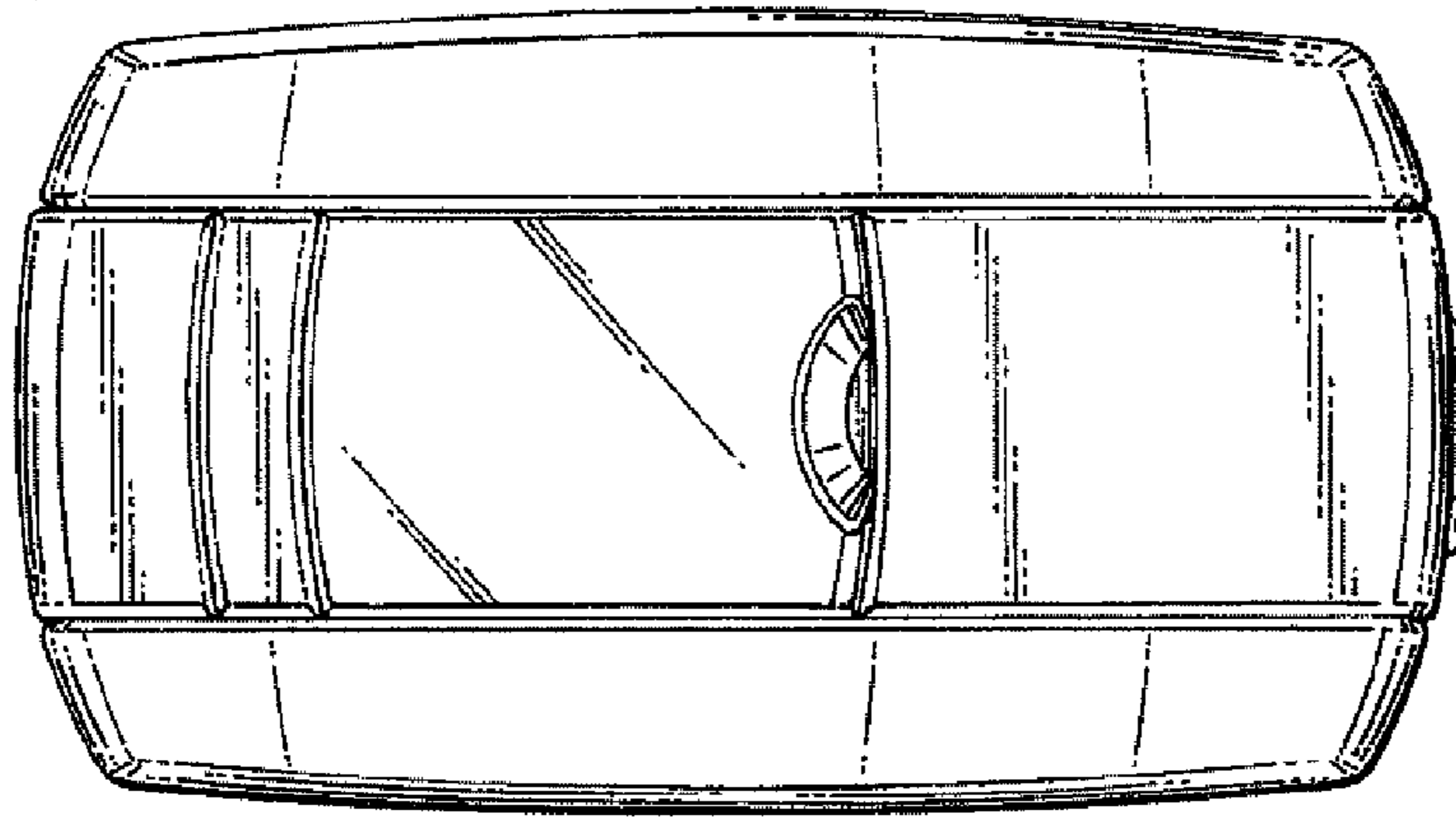


FIG. 3

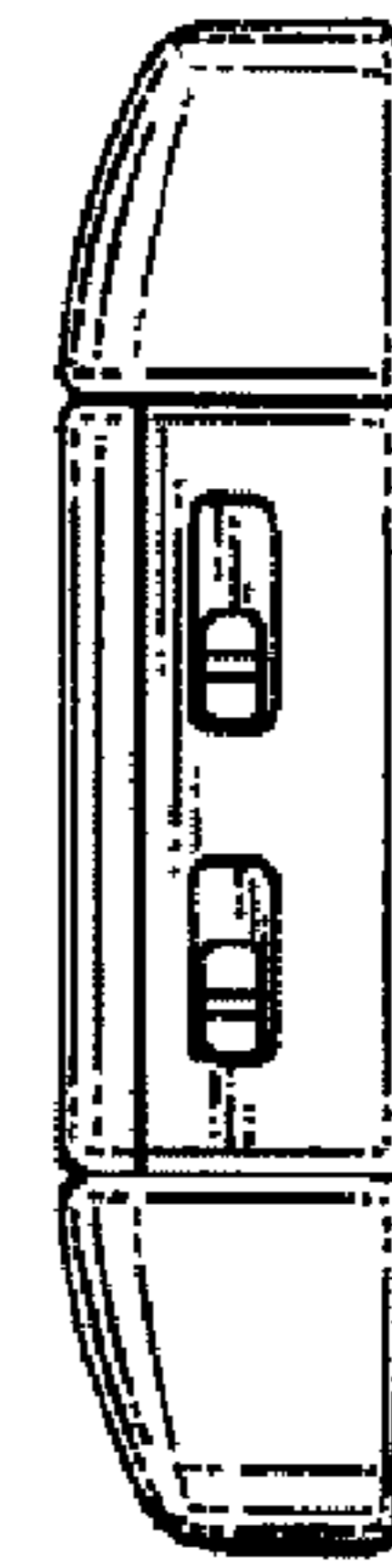


FIG. 4




FIG. 6