



US00D558070S

(12) **United States Design Patent**
Bober et al.

(10) **Patent No.:** **US D558,070 S**
(45) **Date of Patent:** **** Dec. 25, 2007**

(54) **COMBINED BOTTLE AND BOTTLE CLOSURE**

EP 1 180 343 A2 6/2002
WO WO 2006/066634 A1 6/2006

(75) Inventors: **Andrew M Bober**, Racine, WI (US);
Kirk Reimann, Franksville, WI (US);
Haim Bar-Noy, Derry, NH (US); **Kevin J. Markey**, Brookfield, WI (US); **Jon Ludtke**, Burlington, WI (US); **Mark T. MacLean-Blevins**, Westminster, MD (US)

* cited by examiner

Primary Examiner—Pamela Burgess
(74) *Attorney, Agent, or Firm*—Gregory S. Bollis

(73) Assignee: **JohnsonDiversy, Inc.**, Sturtevant, WI (US)

(57) **CLAIM**

We claim the ornamental design for a combined bottle and bottle closure, as shown and described.

(**) Term: **14 Years**

DESCRIPTION

(21) Appl. No.: **29/262,401**

FIG. 1 is a top perspective view of a combined bottle and bottle closure showing our new design;

(22) Filed: **Jun. 30, 2006**

FIG. 2 is a top view of the combined bottle and bottle closure shown in FIG. 1.

(51) **LOC (8) Cl.** **10-04**

(52) **U.S. Cl.** **D10/46.2; D32/35**

(58) **Field of Classification Search** D32/35;
D9/436; D10/46.2–46.3, 100; D7/415, 691;
205/777.5, 789; 73/863.1, 864.35; 222/158,
222/211, 207, 213

FIG. 3 is a bottom view of the combined bottle and bottle closure shown in FIG. 1.

FIG. 4 is a side view of the combined bottle and bottle closure shown in FIG. 1, wherein the opposite side is a substantial mirror image of this side, except for the markings on the bottle.

See application file for complete search history.

FIG. 5 is another side view of the combined bottle and bottle closure shown in FIG. 1, wherein the opposite side is a substantial mirror image of this side, except for the markings on the bottle.

(56) **References Cited**

U.S. PATENT DOCUMENTS

D102,047 S *	11/1936	Farmer	D99/17
D365,987 S *	1/1996	Willard	D9/436
D366,840 S *	2/1996	Schagerstrom et al.	...	D10/46.2
D371,413 S *	7/1996	Crausby et al.	D21/792
D451,827 S *	12/2001	Winters	D10/46.2
D457,697 S *	5/2002	Savage	D32/35
6,718,852 B1 *	4/2004	Bickel et al.	81/488
D497,698 S *	10/2004	Vinci	D32/35
6,981,533 B2	1/2006	Zorzo	141/351
D514,760 S *	2/2006	Schoolcraft et al.	D32/35

FIG. 6 is an enlarged side view of the bottle closure shown separately for clarity of disclosure, wherein all other side views are substantially a mirror image of this side; and,

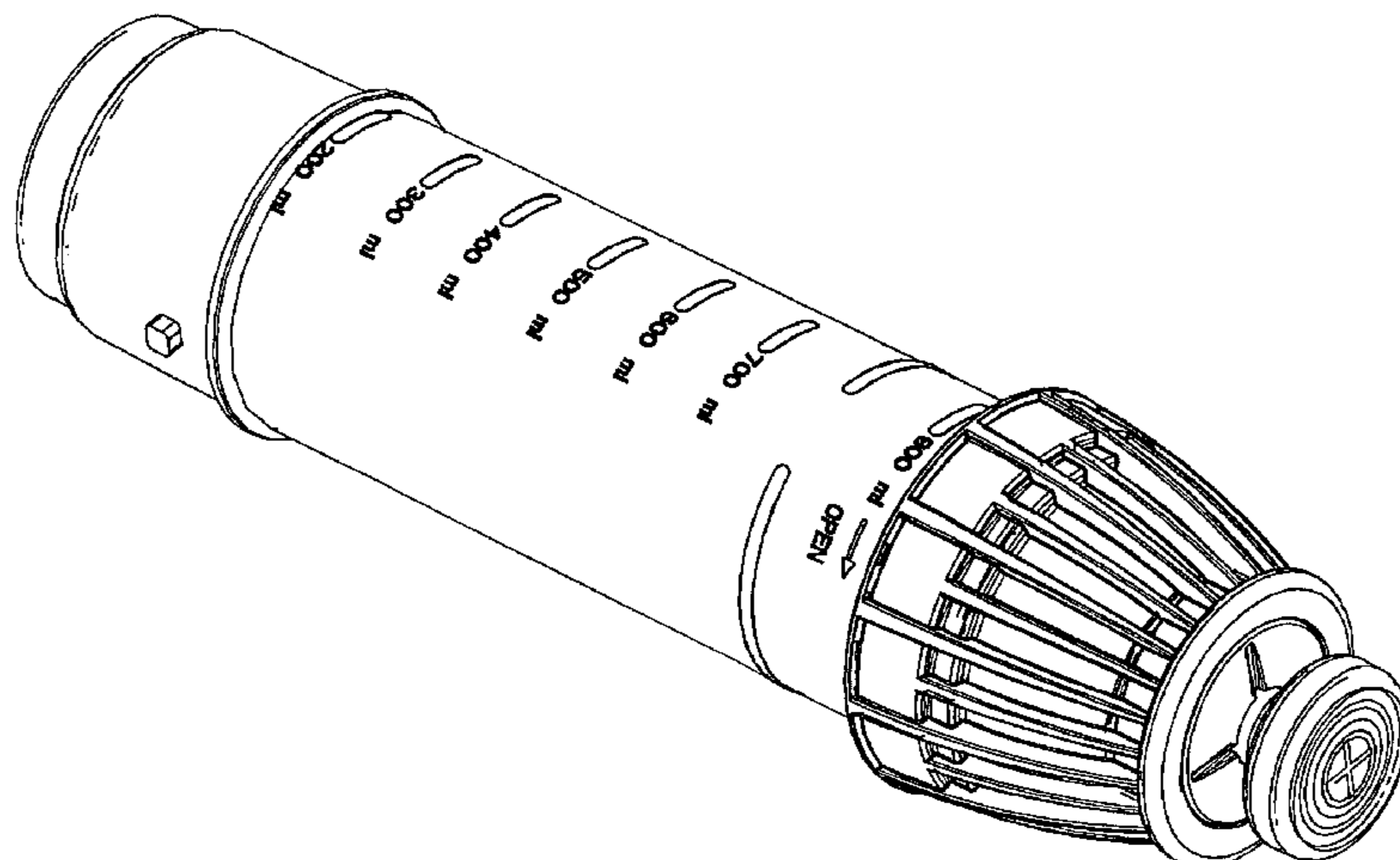
FIG. 7 is a bottom perspective view of the bottle closure shown in FIG. 6.

The present application is directed to the shape and contour of a bottle and closure for the bottle, such as a pressurized bottle for dispensing cleaning liquids of the design illustrated in the drawings. Features of the drawings shown in broken lines are not considered part of the design currently sought to be patented.

FOREIGN PATENT DOCUMENTS

DE 20 2004 019 888 U1 3/2005

1 Claim, 6 Drawing Sheets



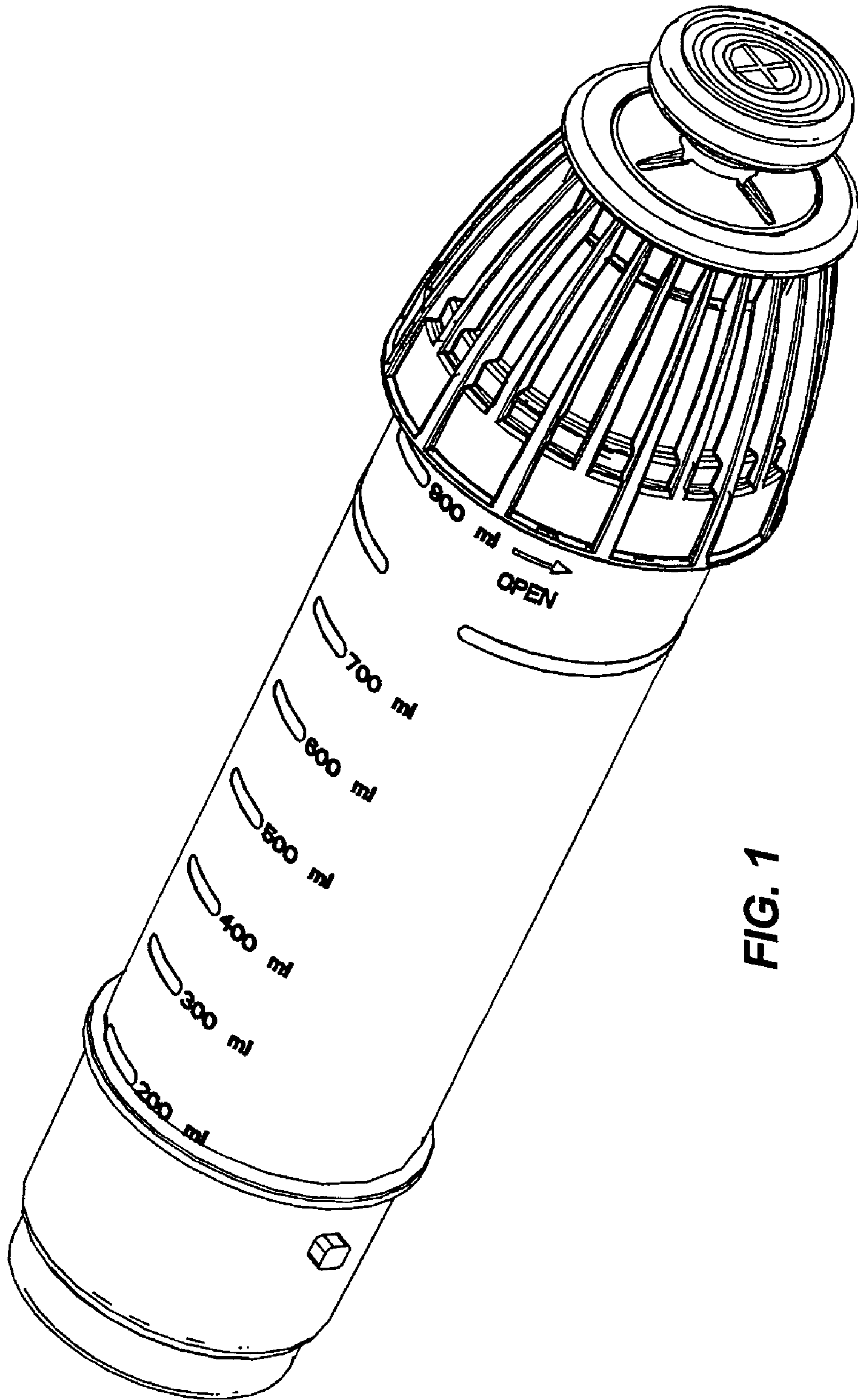


FIG. 1

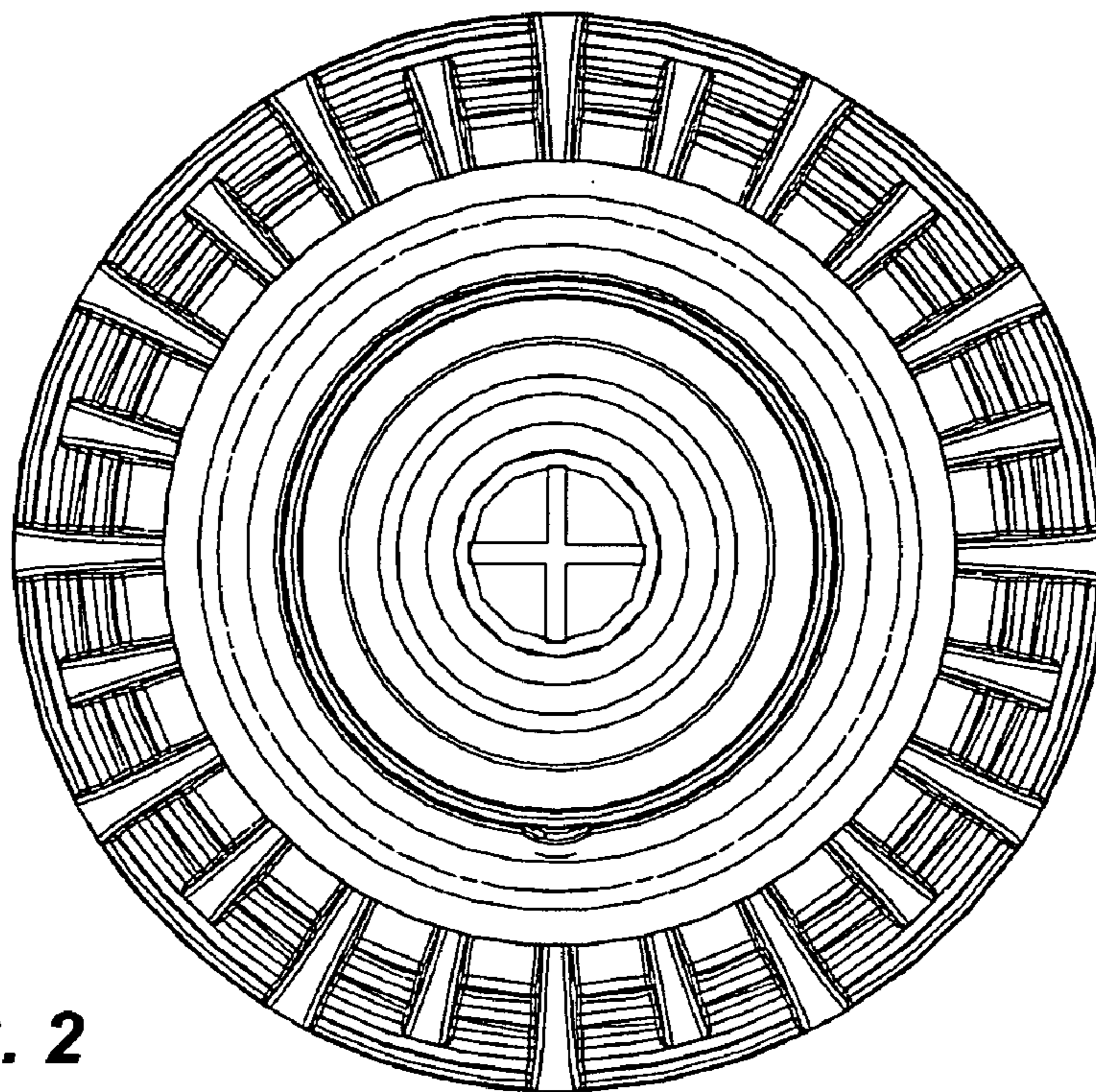


FIG. 2

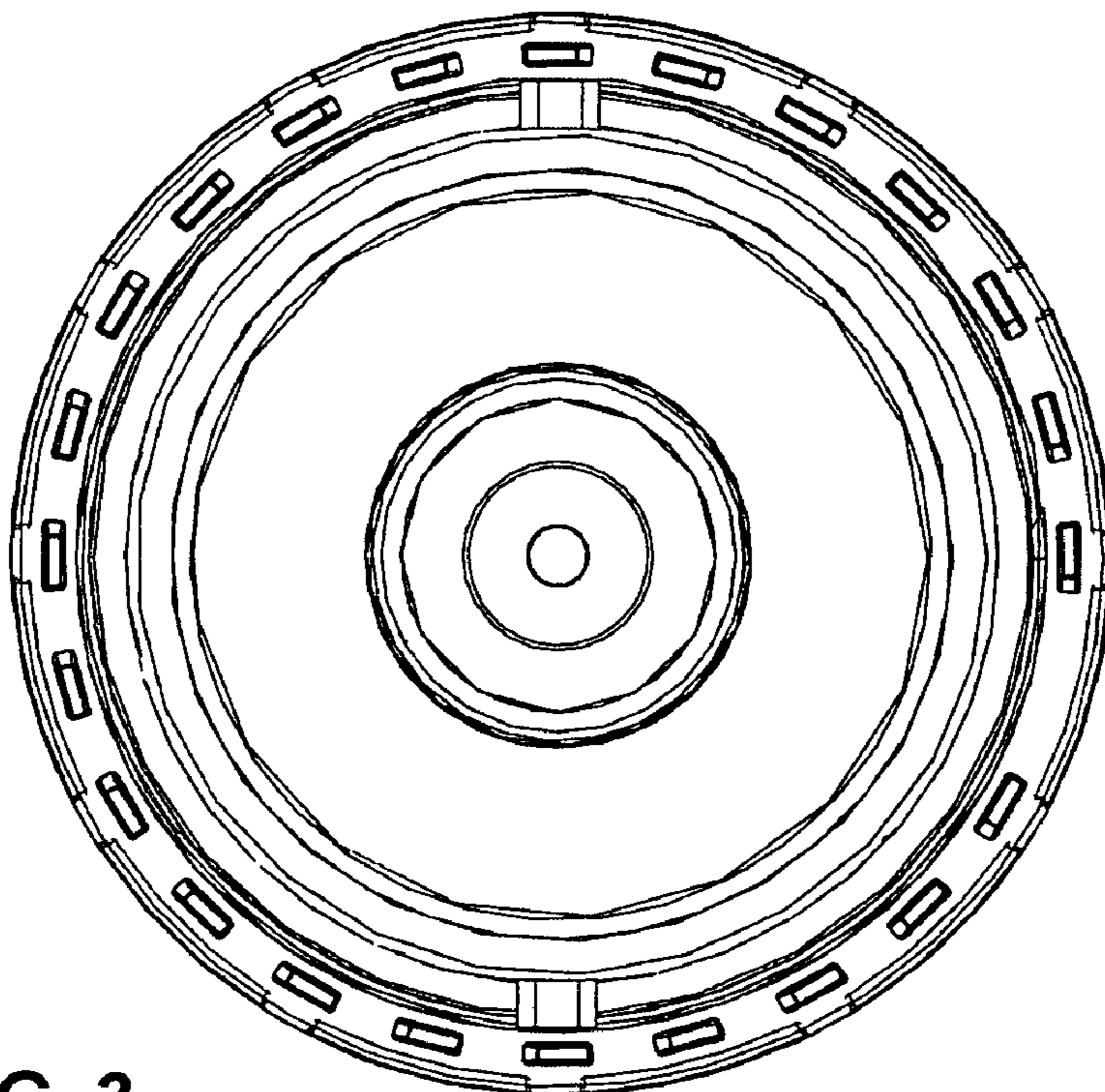


FIG. 3

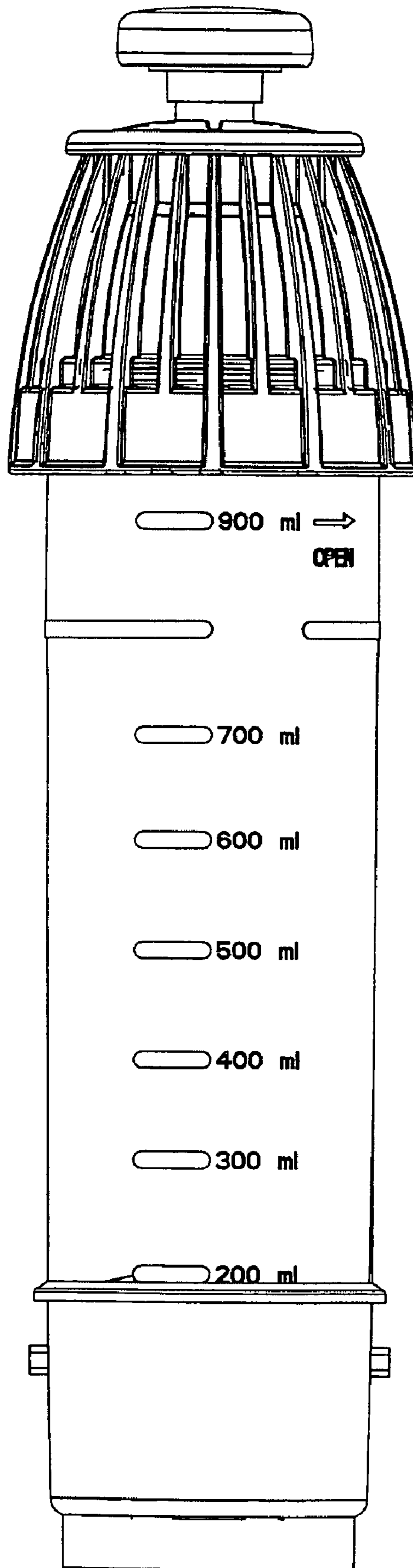


FIG. 4

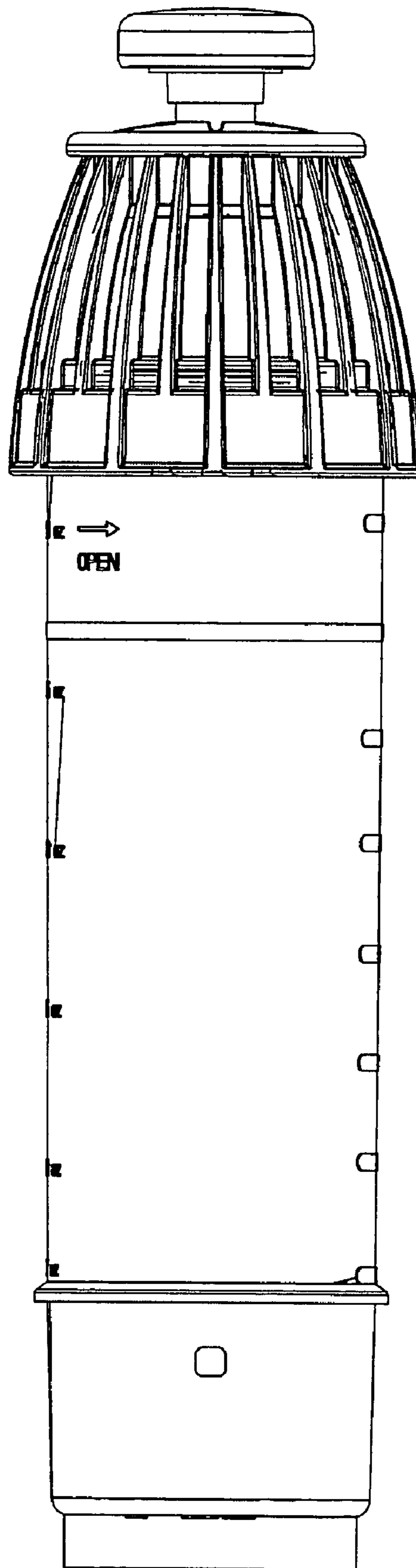


FIG. 5

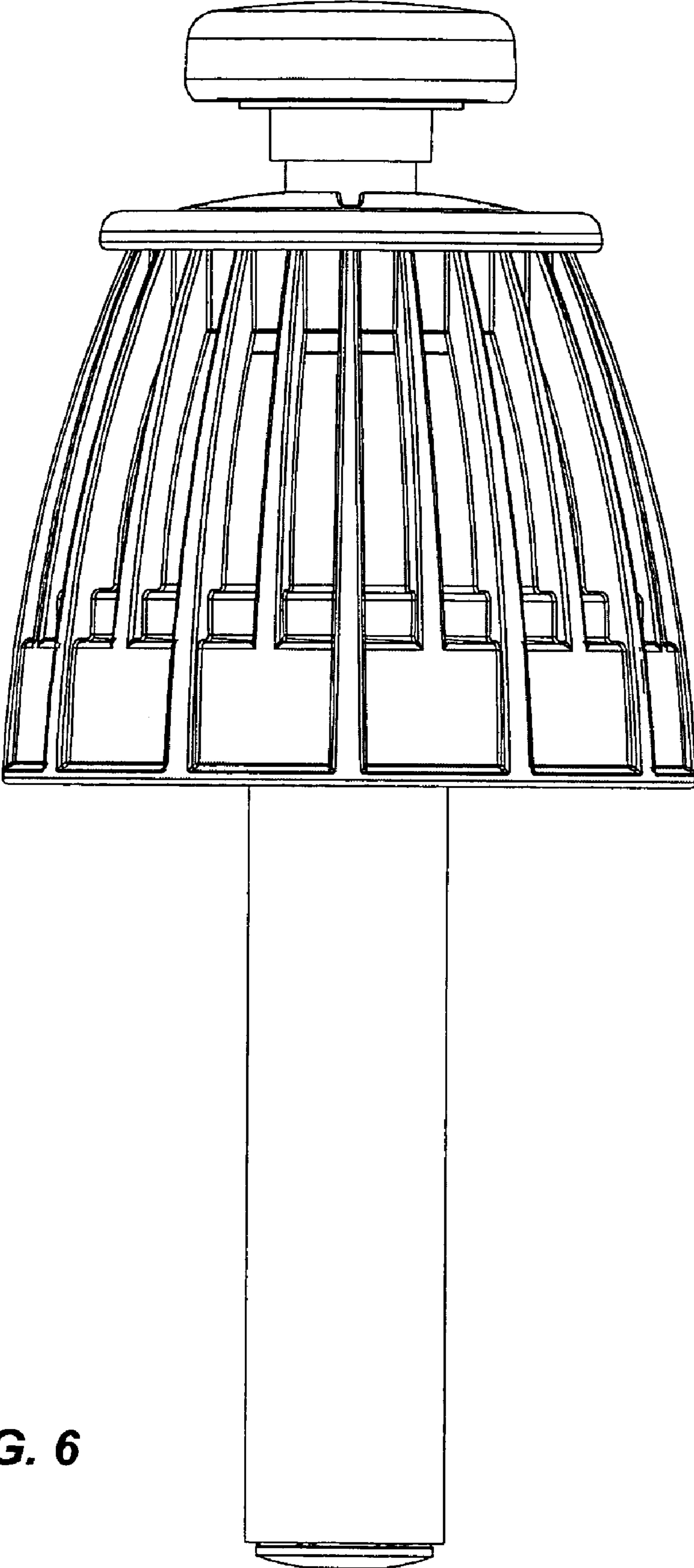


FIG. 6




FIG. 7