



US00D558068S

(12) **United States Design Patent**  
**Sirmakes**

(10) **Patent No.:** **US D558,068 S**

(45) **Date of Patent:** **\*\* Dec. 25, 2007**

(54) **WRISTWATCH**

(75) **Inventor:** **Vartan Sirmakes**, Genthod (CH)

(73) **Assignee:** **Franck Muller Watchland SA**,  
Genthod (CH)

(\*\*) **Term:** **14 Years**

(21) **Appl. No.:** **29/241,137**

(22) **Filed:** **Oct. 25, 2005**

(30) **Foreign Application Priority Data**

Apr. 25, 2005 (CH) ..... 131712

(51) **LOC (8) Cl.** ..... **10-02**

(52) **U.S. Cl.** ..... **D10/39**

(58) **Field of Classification Search** ..... D10/30-39,  
D10/122-132; 368/276-278, 281-283, 285,  
368/228, 232, 223, 28

See application file for complete search history.

(56) **References Cited**

**U.S. PATENT DOCUMENTS**

D101,076 S \* 9/1936 Wadsworth ..... D10/39  
2,057,913 A \* 10/1936 Piacentini ..... 224/179  
2,107,176 A \* 2/1938 Dinhofer ..... 368/281  
2,532,161 A \* 11/1950 Gomberg ..... 224/179  
2,541,432 A \* 2/1951 Muehlbauer ..... 224/165  
D342,208 S \* 12/1993 Tsukada et al. .... D10/30  
D352,471 S \* 11/1994 Besson ..... D10/39  
D353,781 S \* 12/1994 Braisted ..... D10/38  
D462,909 S \* 9/2002 Cattin ..... D10/39

D470,060 S \* 2/2003 Grimoldi ..... D10/39  
D484,814 S \* 1/2004 Sugiura ..... D10/32  
D500,684 S \* 1/2005 Peraldi ..... D10/39  
D519,853 S \* 5/2006 Sirmakes ..... D10/32

**FOREIGN PATENT DOCUMENTS**

CH 692526 A5 \* 7/2002

**OTHER PUBLICATIONS**

International Wristwatch, 1990, No. 5, p. 14, Tiffany watch top right. Watch Digest.\*

American Time, Feb./Mar. 2003, p. 1, Gevril watch. watch Digest.\*

\* cited by examiner

*Primary Examiner*—Lucy Lieberman

(74) *Attorney, Agent, or Firm*—Sughrue Mion, PLLC

(57) **CLAIM**

The ornamental design for a wristwatch, as shown and described.

**DESCRIPTION**

FIG. 1 is a front elevation of a wristwatch showing my new design;

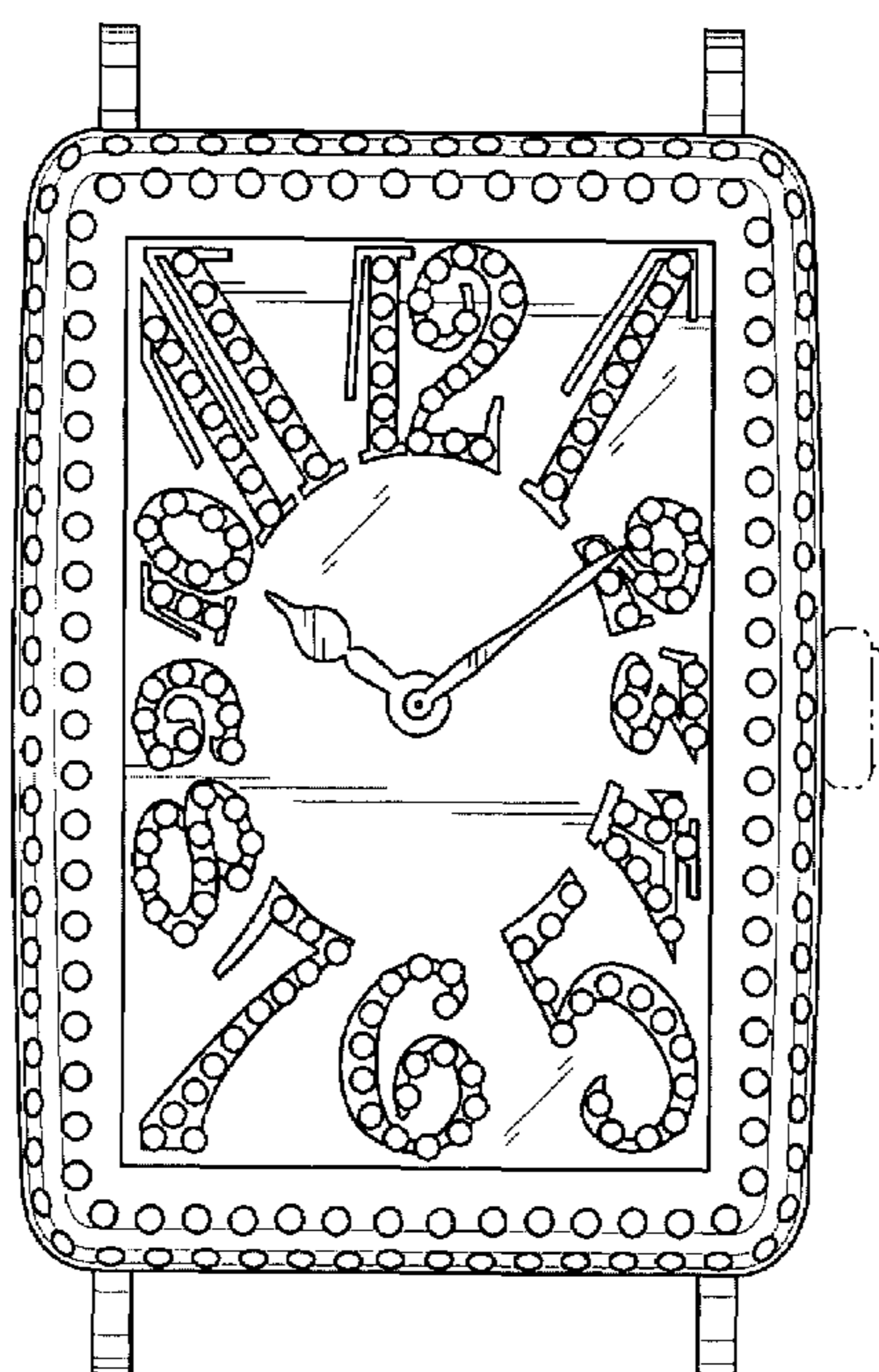
FIG. 2 is a front and right side perspective view thereof;

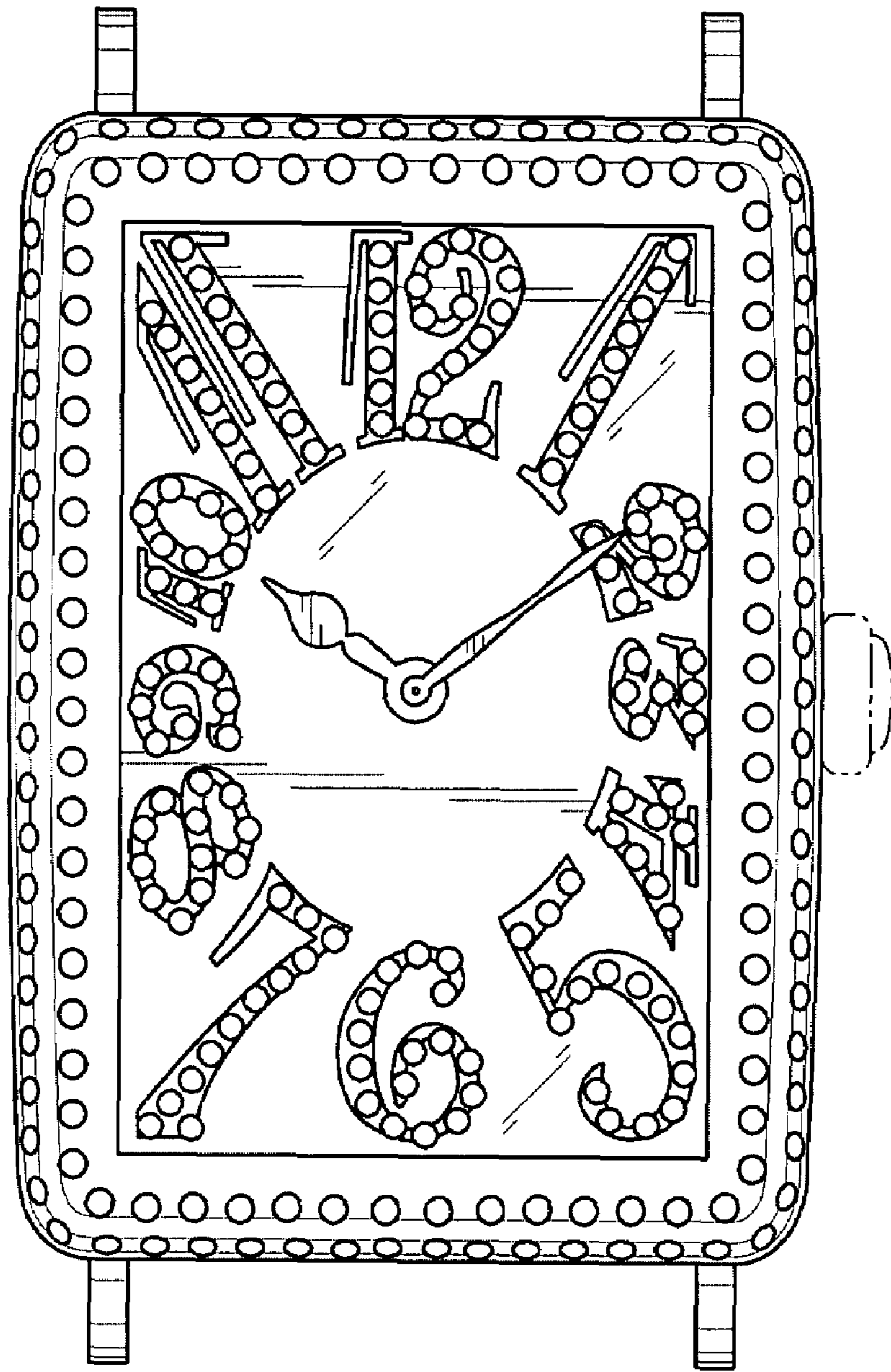
FIG. 3 is a right side elevation thereof; and,

FIG. 4 is a left side elevation thereof.

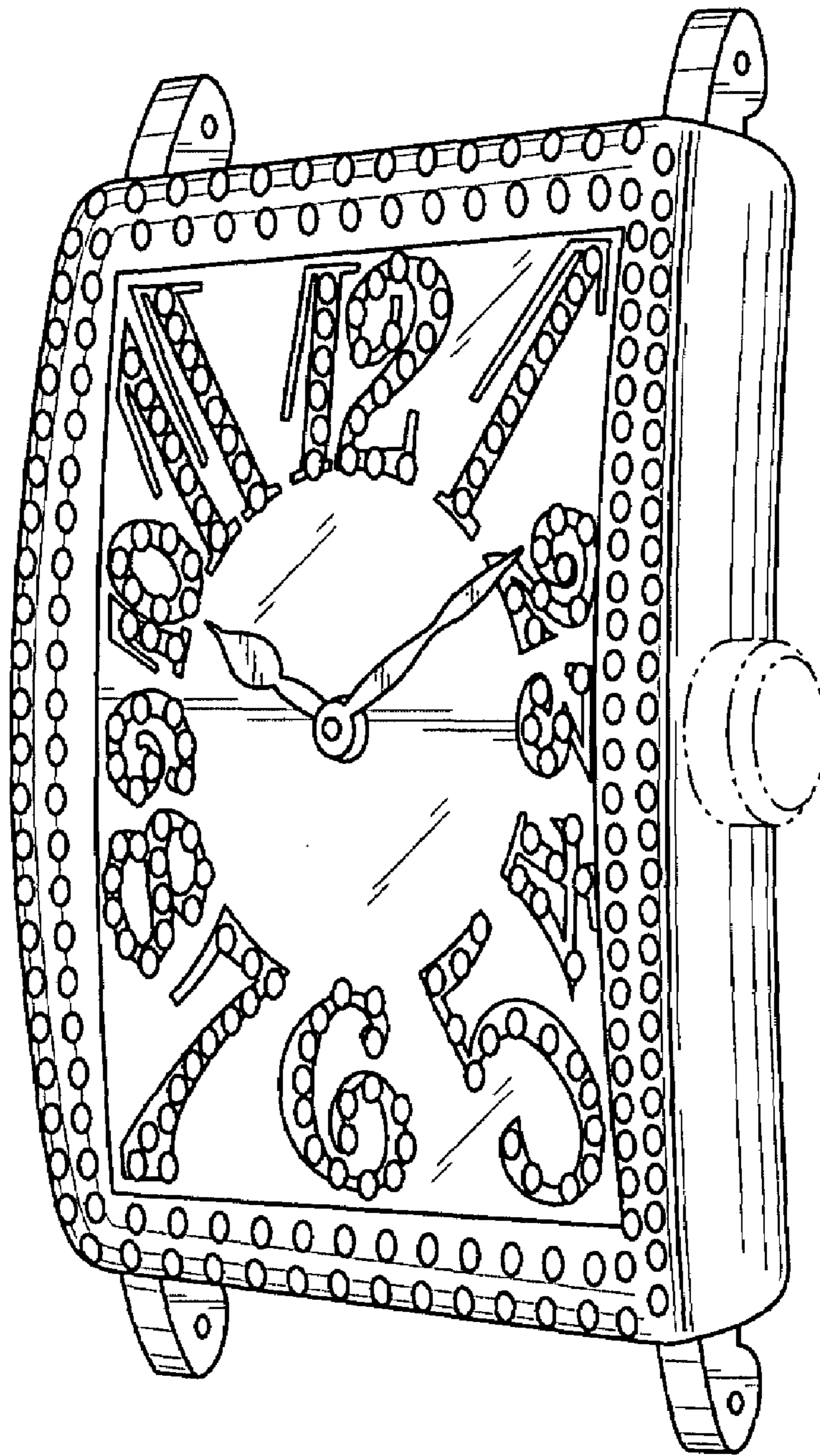
The broken lines showing the crown in FIGS. 1, 2 and 3 are for illustrative purposes only and form no part of the claimed design.

**1 Claim, 4 Drawing Sheets**

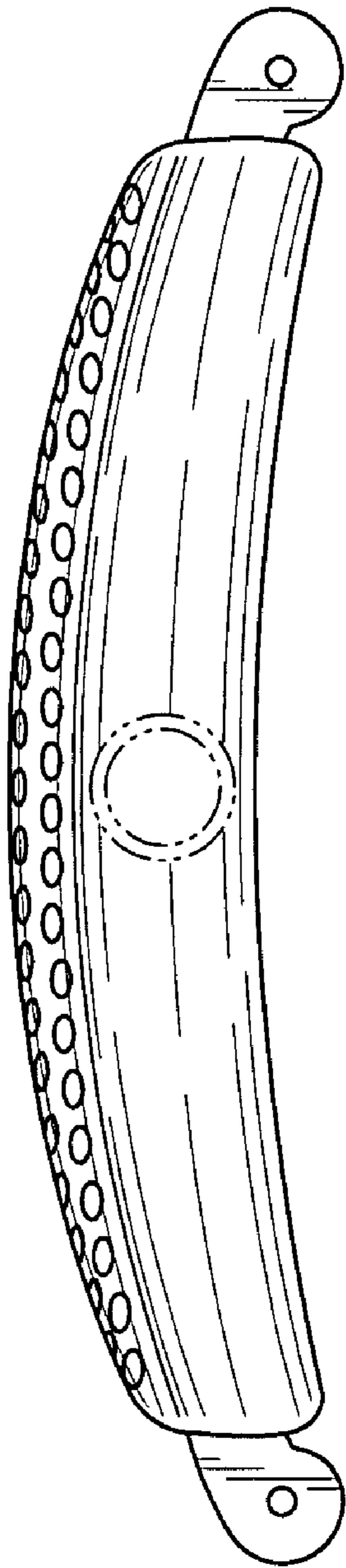




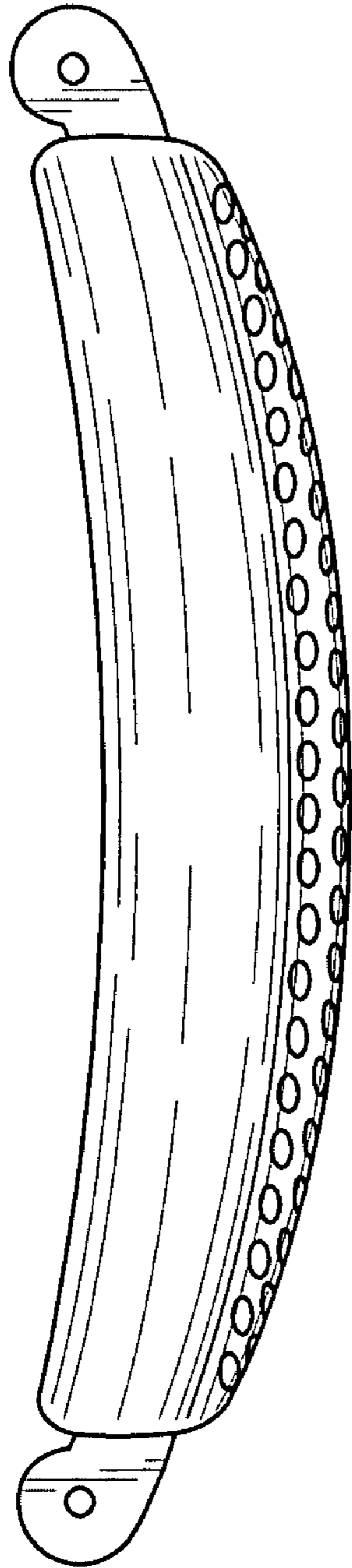
**Fig. 1**



**Fig. 2**



**Fig. 3**



**Fig. 4**