



US00D558065S

(12) **United States Design Patent**  
**Chastaingt**

(10) **Patent No.:** **US D558,065 S**

(45) **Date of Patent:** **\*\* Dec. 25, 2007**

(54) **BRACELET WATCH**

(75) Inventor: **Arnaud Chastaingt**, Paris (FR)

(73) Assignee: **Cartier Creation Studio SA**, Geneva (CH)

(\*\*) Term: **14 Years**

(21) Appl. No.: **29/272,100**

(22) Filed: **Feb. 1, 2007**

(30) **Foreign Application Priority Data**

Aug. 10, 2006 (EM) ..... 000573944-0001

(51) **LOC (8) Cl.** ..... **10-02**

(52) **U.S. Cl.** ..... **D10/32; D10/39**

(58) **Field of Classification Search** ..... D10/30,  
D10/31, 32, 38, 39, 123-126; 368/276, 277,  
368/281, 282, 285, 21, 28, 80, 228, 232;  
D11/3, 12; 63/3, 4, 3.1

See application file for complete search history.

(56) **References Cited**

**U.S. PATENT DOCUMENTS**

D265,464 S *	7/1982	Bannwart	.....	D10/38
D288,066 S *	2/1987	Kanoui	.....	D10/32
D355,371 S *	2/1995	Strasser	.....	D10/30
D396,811 S *	8/1998	Bulgari	.....	D10/39
D413,818 S *	9/1999	Baumann	.....	D10/32
D414,706 S *	10/1999	Jorst	.....	D10/32
D432,926 S *	10/2000	Modolo	.....	D10/39

D434,335 S *	11/2000	Amstutz	.....	D10/32
D440,886 S *	4/2001	Burgener	.....	D10/32
D461,727 S *	8/2002	Sandoz	.....	D10/39
D468,217 S *	1/2003	Lepou et al.	.....	D10/32
D469,362 S *	1/2003	Dahmen	.....	D10/32
D476,582 S *	7/2003	Sugiura	.....	D10/32
D478,515 S *	8/2003	Sugiura et al.	.....	D10/32
D492,613 S *	7/2004	Kim et al.	.....	D11/12
D504,072 S *	4/2005	Sandoz	.....	D10/32
D514,959 S *	2/2006	Deleskiewicz	.....	D10/32
D534,438 S *	1/2007	Bedat	.....	D10/32
D539,174 S *	3/2007	De Bore cha Ojeh	.....	D10/38

\* cited by examiner

*Primary Examiner*—Lucy Lieberman

(74) *Attorney, Agent, or Firm*—Kalow & Springut LLP

(57) **CLAIM**

The ornamental design for a bracelet watch, as shown and described.

**DESCRIPTION**

FIG. 1 is a perspective view of the bracelet watch.

FIG. 2 is a front view thereof.

FIG. 3 is a rear view thereof.

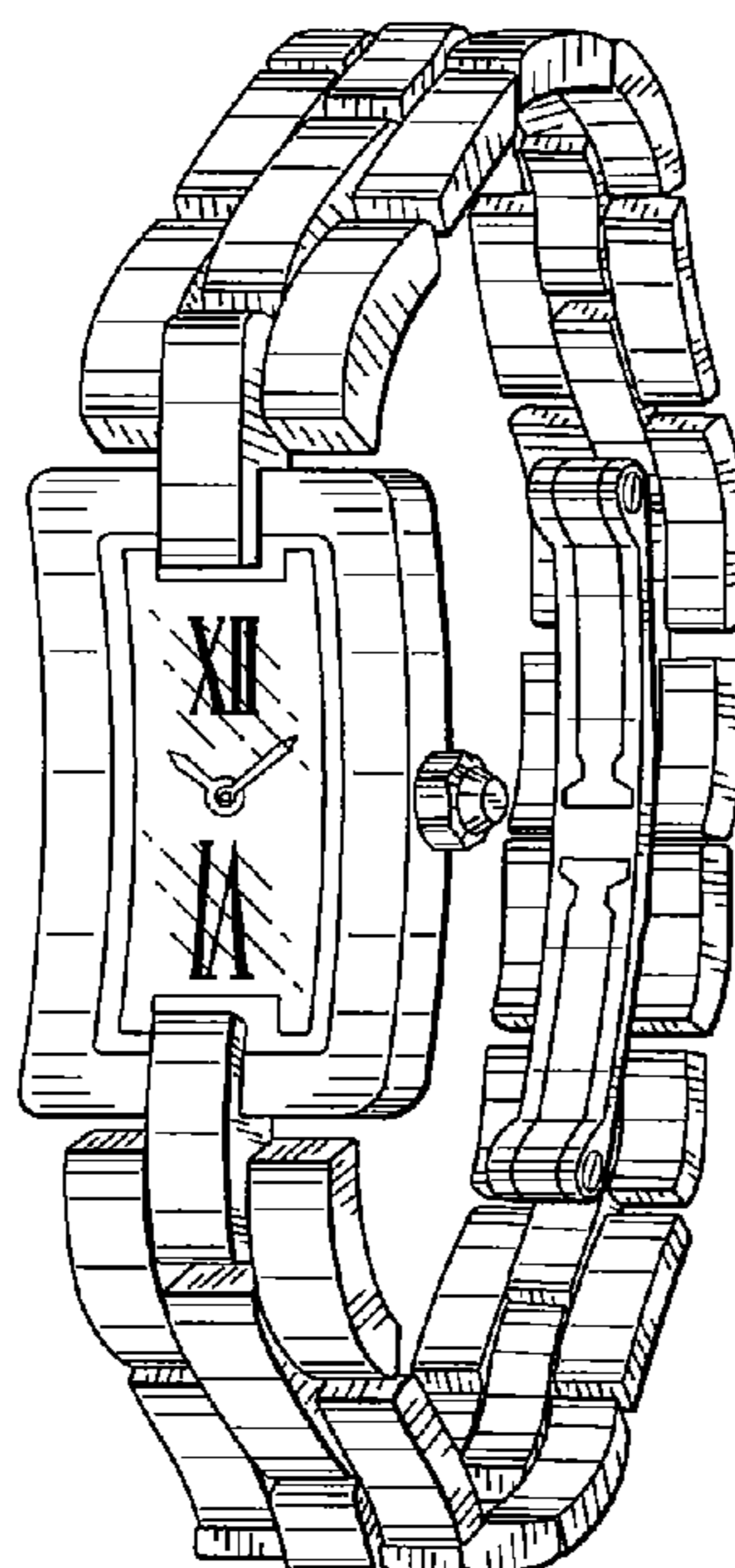
FIG. 4 is a top view thereof.

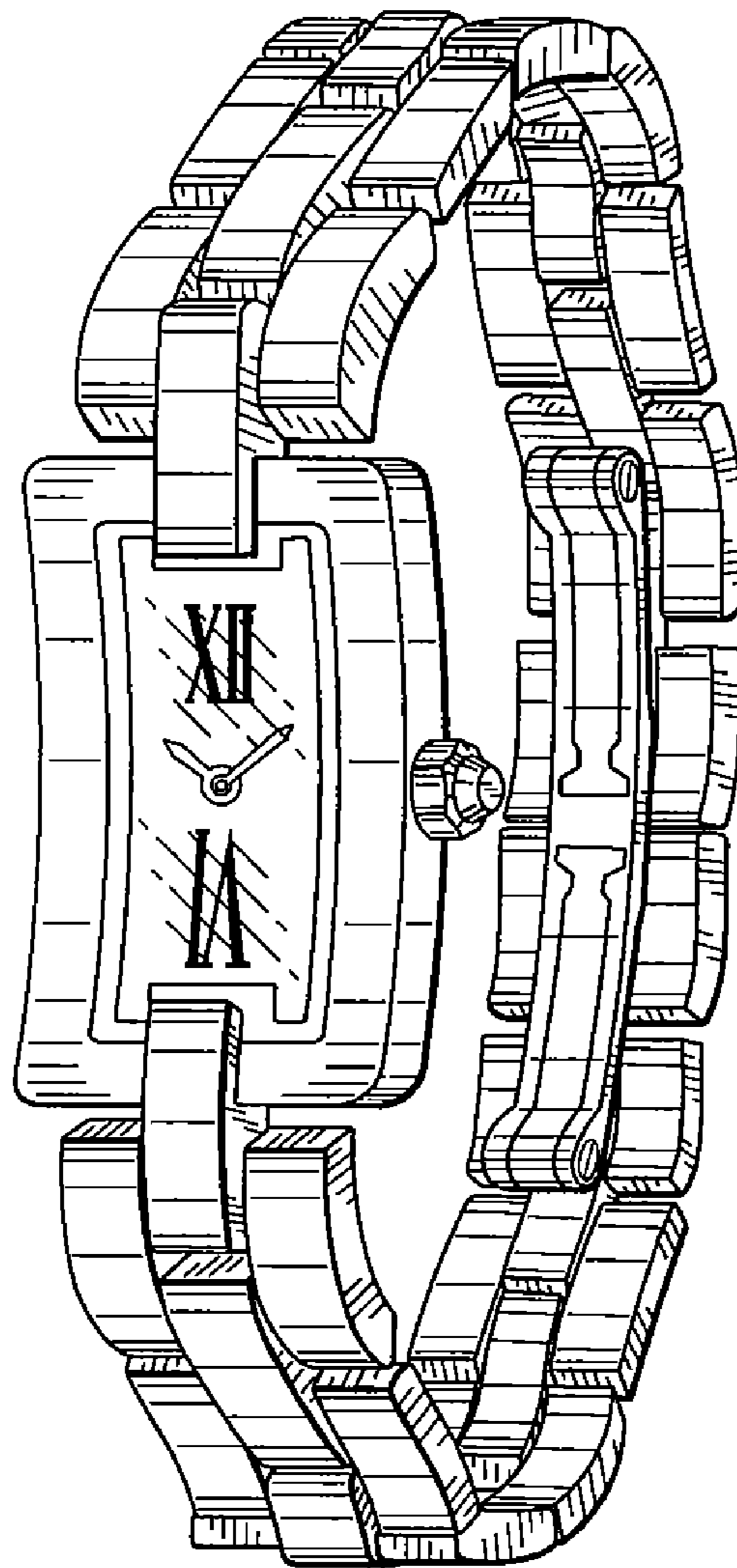
FIG. 5 is a bottom view thereof.

FIG. 6 is a left side view thereof; and,

FIG. 7 is a right side view thereof.

**1 Claim, 4 Drawing Sheets**





*FIG. 1*

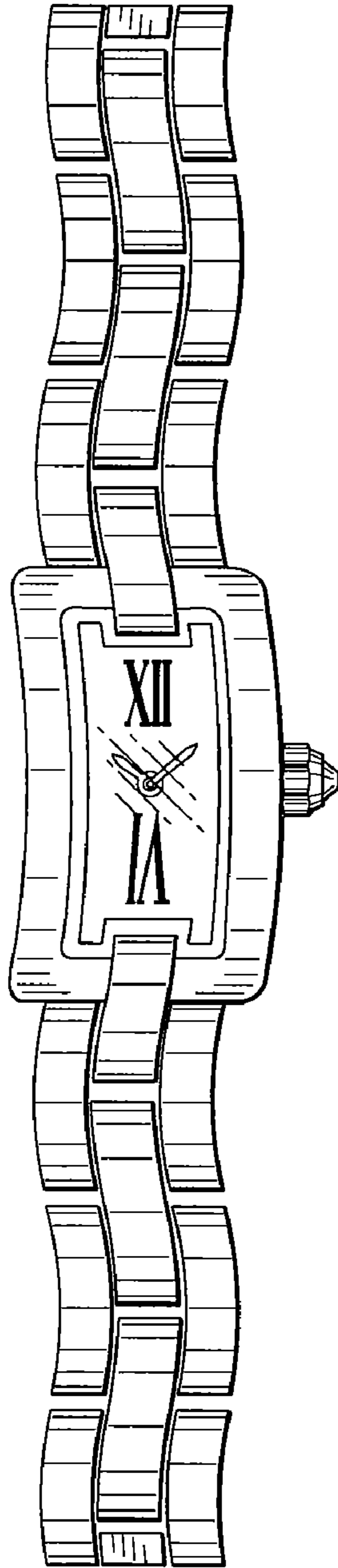


FIG. 2

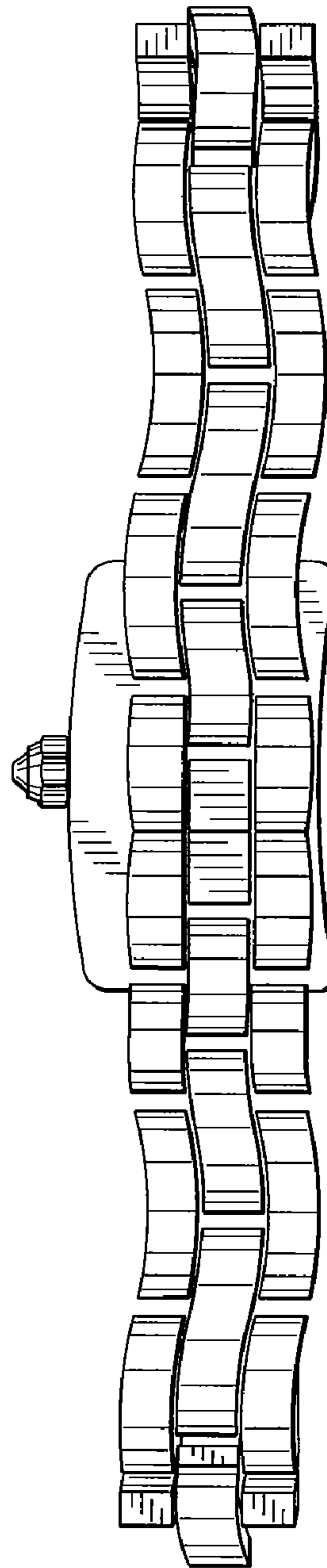


FIG. 3

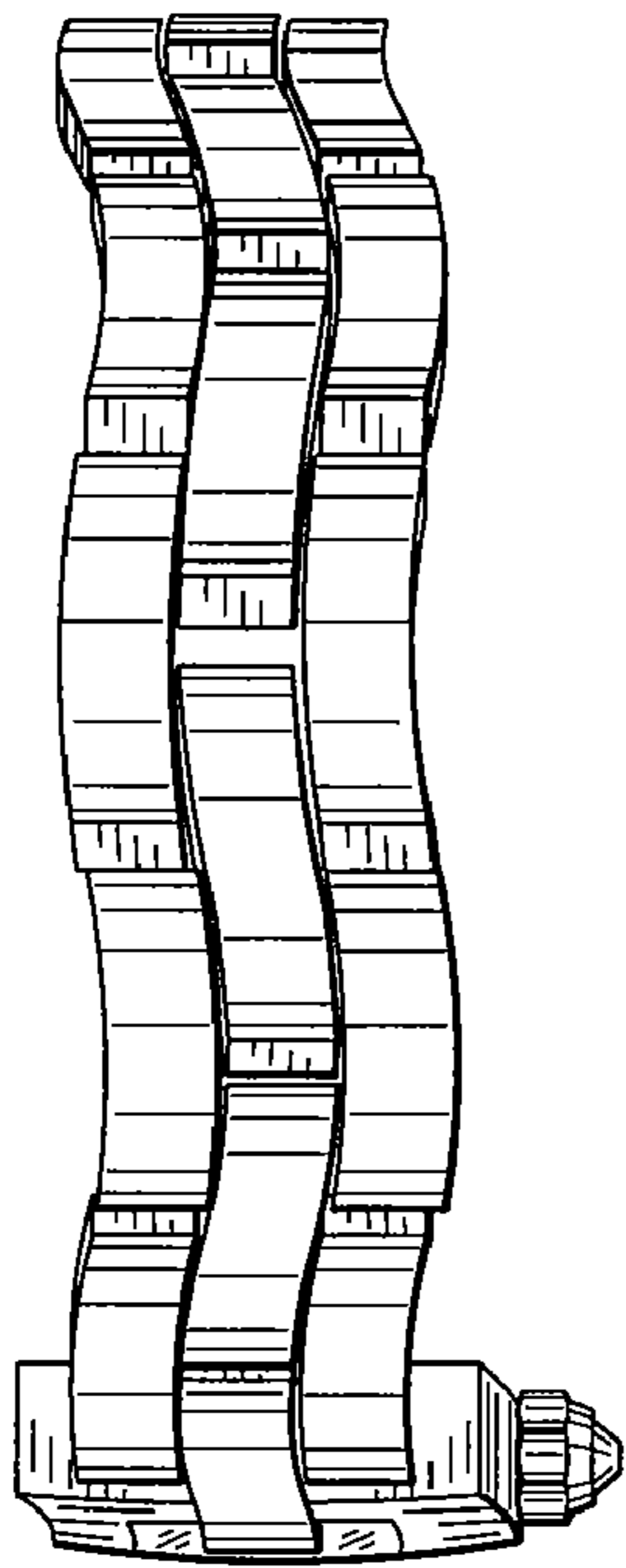


FIG. 4

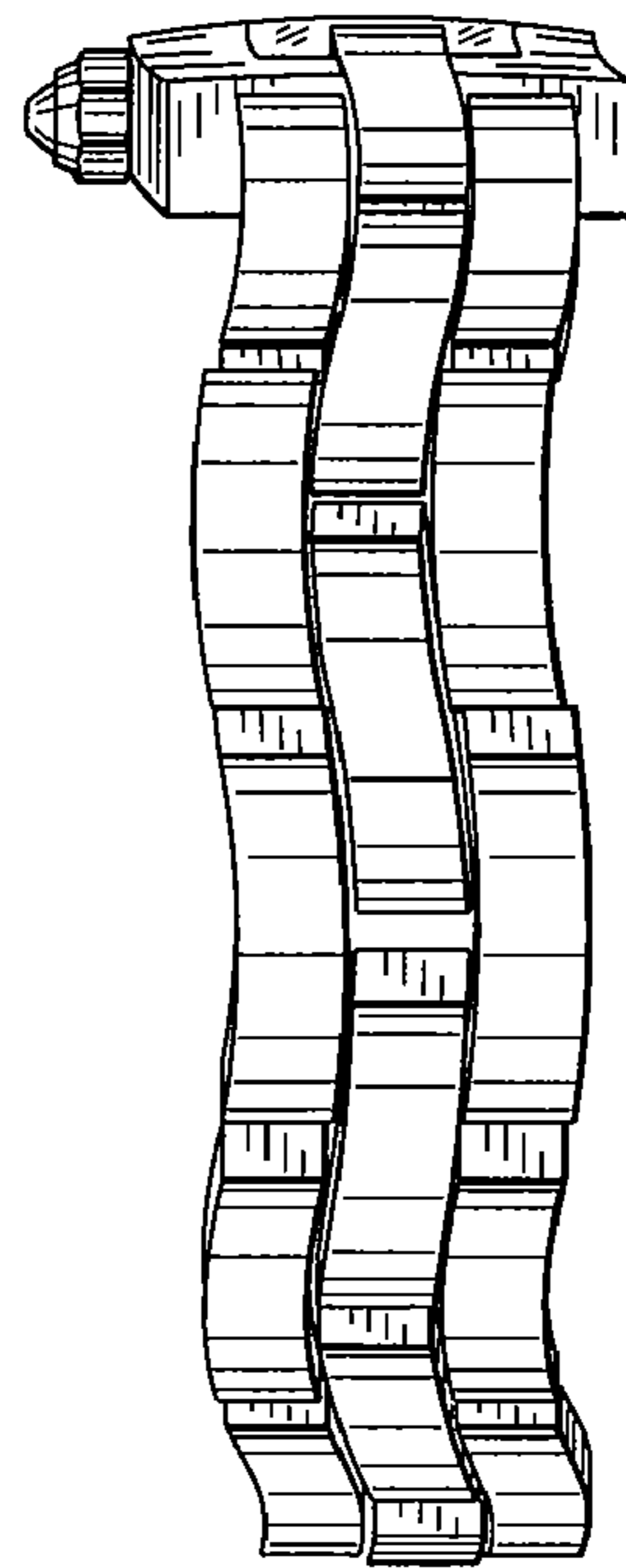


FIG. 5

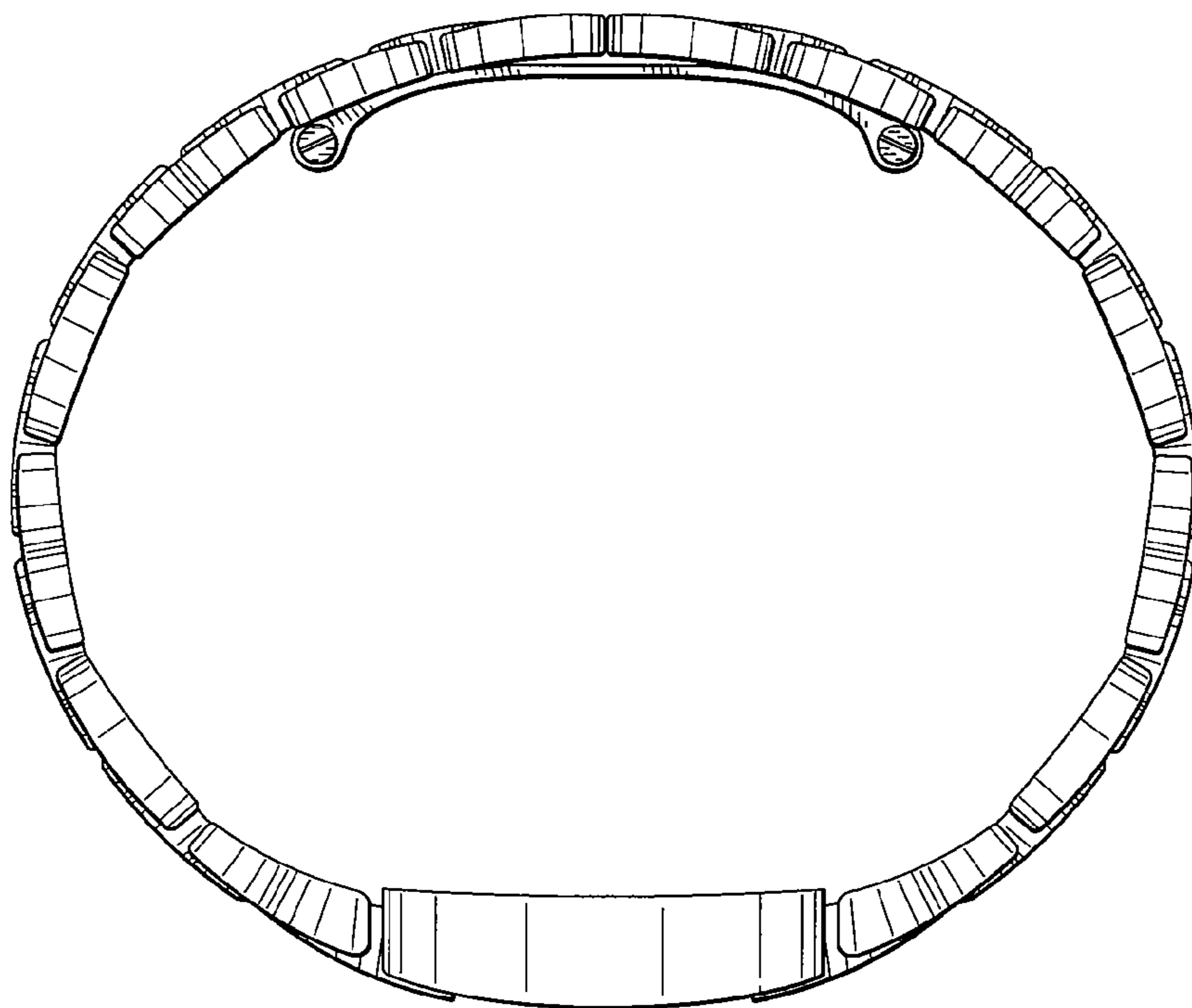


FIG. 6

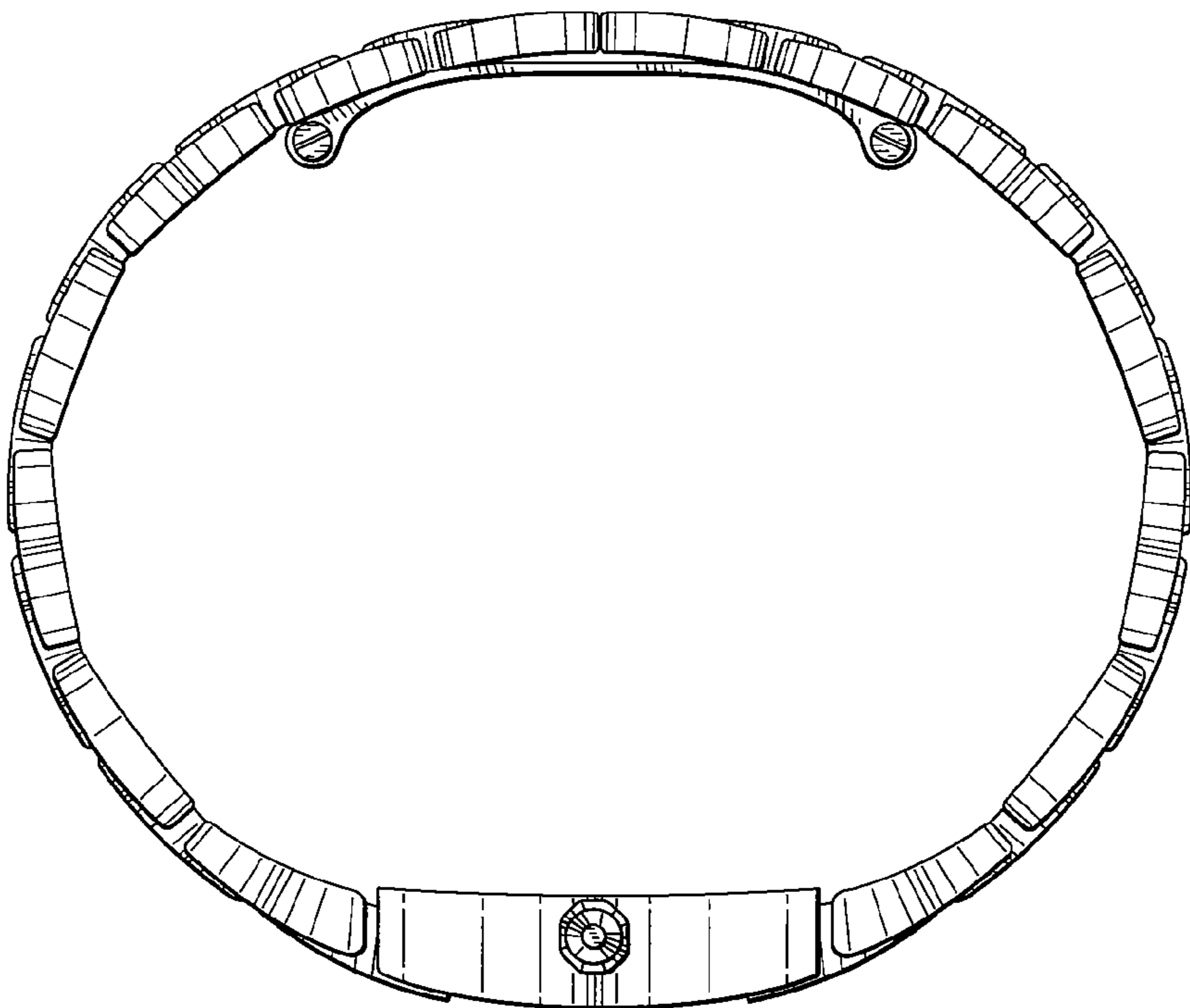


FIG. 7