



US00D558064S

(12) **United States Design Patent**
Murphy

(10) **Patent No.:** **US D558,064 S**

(45) **Date of Patent:** **** Dec. 25, 2007**

(54) **TUB WITH INSET**

(75) Inventor: **Michael Murphy**, Evergreen Park, IL
(US)

(73) Assignee: **Kranson Industries, Inc.**, St. Louis,
MO (US)

(**) Term: **14 Years**

(21) Appl. No.: **29/215,966**

(22) Filed: **Oct. 27, 2004**

(51) **LOC (8) Cl.** **09-01**

(52) **U.S. Cl.** **D9/744**

(58) **Field of Classification Search** D9/715-719,
D9/721, 737-747, 414, 424-425, 428, 516,
D9/529, 549; D7/602, 615, 629; 215/6,
215/10, 381-383; 220/23.4

See application file for complete search history.

(56) **References Cited**

U.S. PATENT DOCUMENTS

D100,412 S *	7/1936	Carp	D9/744
3,225,951 A *	12/1965	Poston et al.	215/6
D310,958 S *	10/1990	Biesecker	D9/549 X
D319,182 S *	8/1991	Balavich	D9/744
5,065,875 A *	11/1991	Balavich	215/10
D325,342 S *	4/1992	Balavich	D9/744
D328,014 S *	7/1992	DeCoster et al.	D9/529 X
5,135,116 A *	8/1992	Panzetti	215/10
5,316,398 A *	5/1994	Chandaria et al.	215/6 X
D350,897 S *	9/1994	Barthold	D9/425

D400,397 S *	11/1998	Stephan	D7/510
D447,053 S *	8/2001	Chagnon et al.	D9/428
D474,110 S *	5/2003	Sweeney	D9/428
D506,359 S *	6/2005	Zettle et al.	D7/629
D507,740 S *	7/2005	Ruiz et al.	D9/425
D508,187 S *	8/2005	Dais et al.	D7/602
D519,831 S *	5/2006	de Cleir et al.	D9/428
D536,579 S *	2/2007	Roth et al.	D7/601

* cited by examiner

Primary Examiner—Carol Rademaker

(74) *Attorney, Agent, or Firm*—Husch & Eppenberger LLC;
H. Frederick Rusche

(57) **CLAIM**

The ornamental design for a tub with inset, as shown and described.

DESCRIPTION

FIG. 1 is a front and right side perspective view of my bottle;

FIG. 2 is a front elevational view thereof;

FIG. 3 is a top plan view thereof;

FIG. 4 is a rear elevational view thereof;

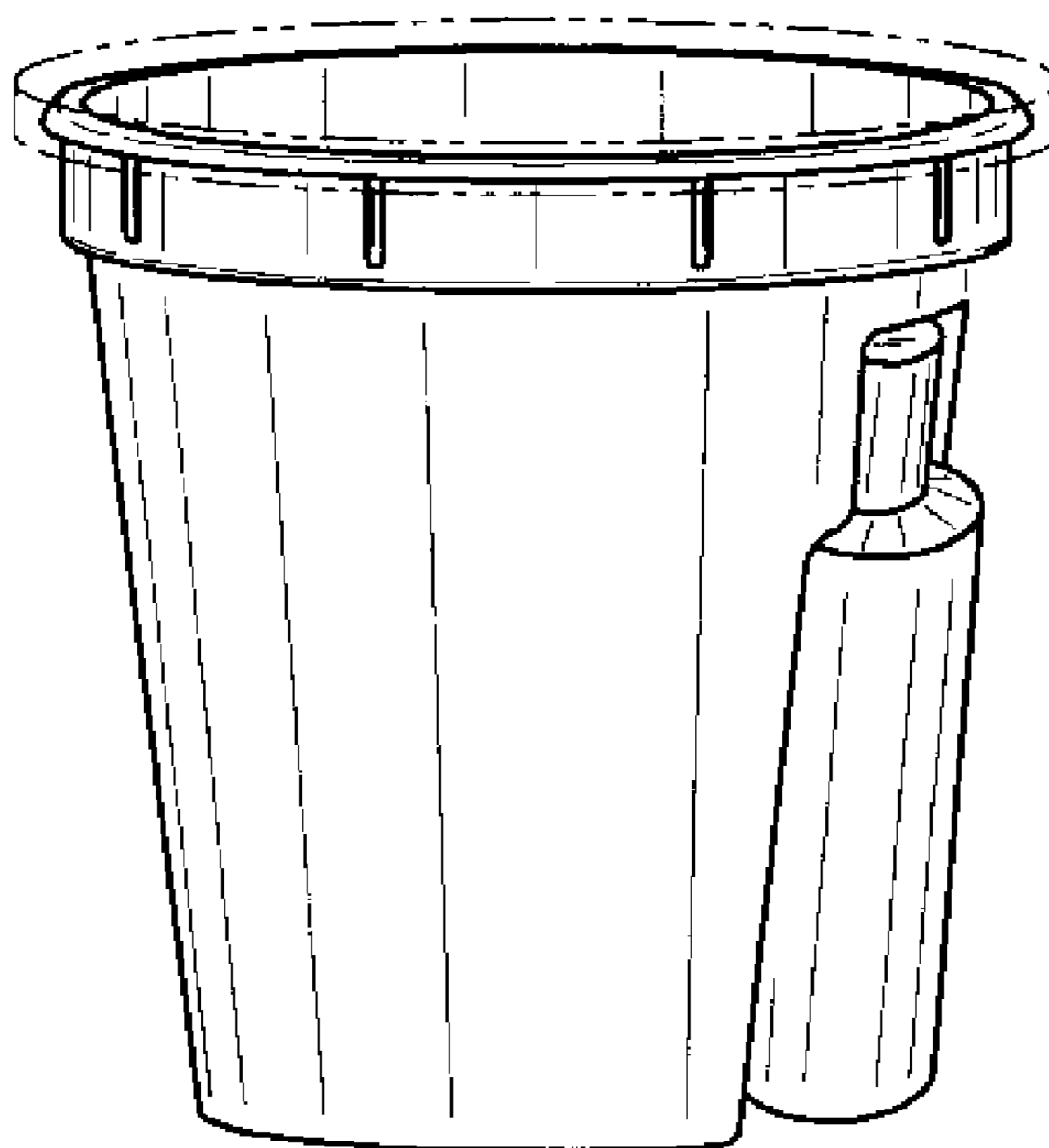
FIG. 5 is a bottom plan view thereof; and

FIG. 6 is a right side elevational view thereof; and,

FIG. 7 is a left side elevational view thereof.

The broken lines shown in the drawings are for environmental purposes only and form no part of the claimed design.

1 Claim, 1 Drawing Sheet






FIG. 1




FIG. 2

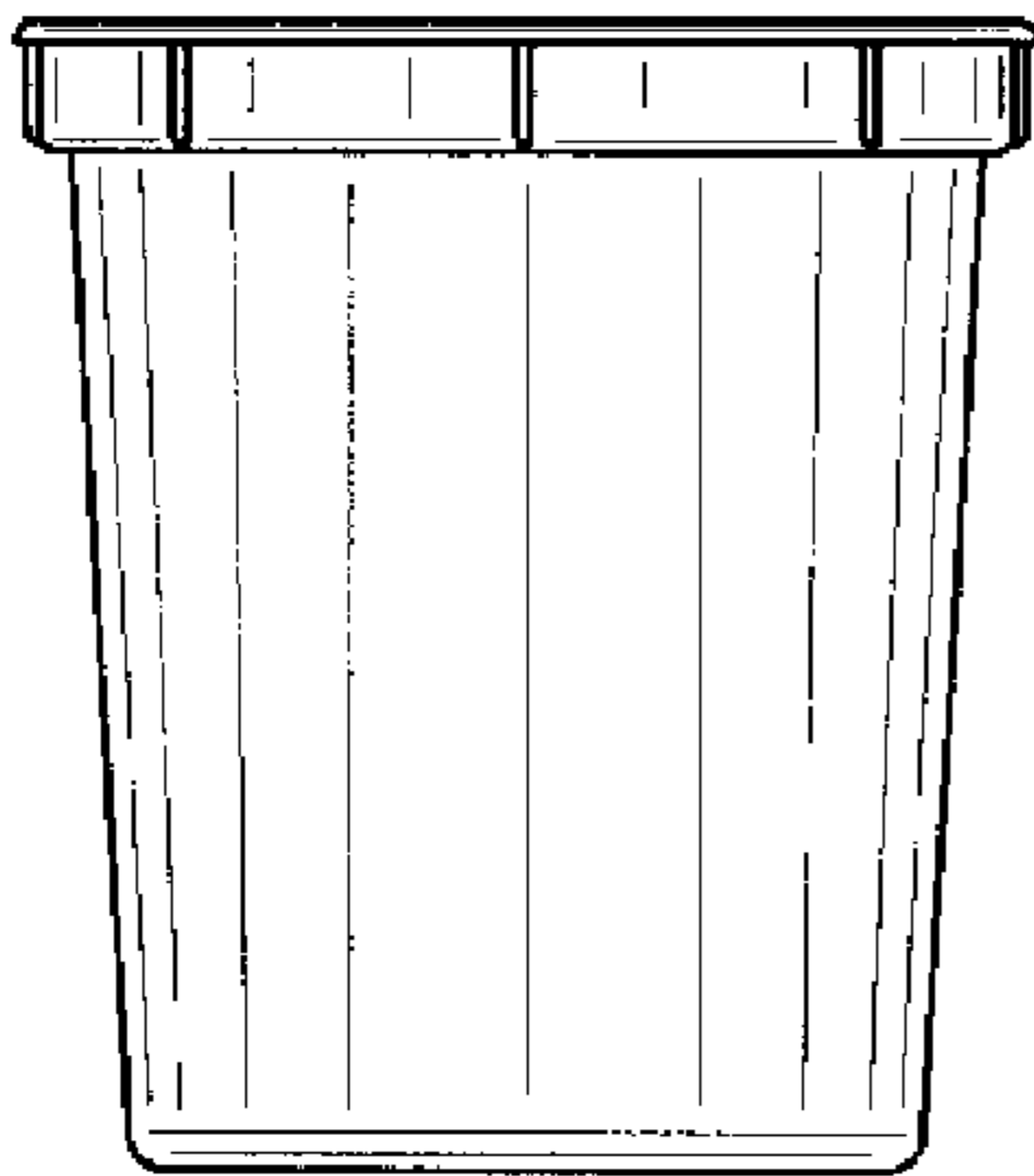


FIG. 3




FIG. 4

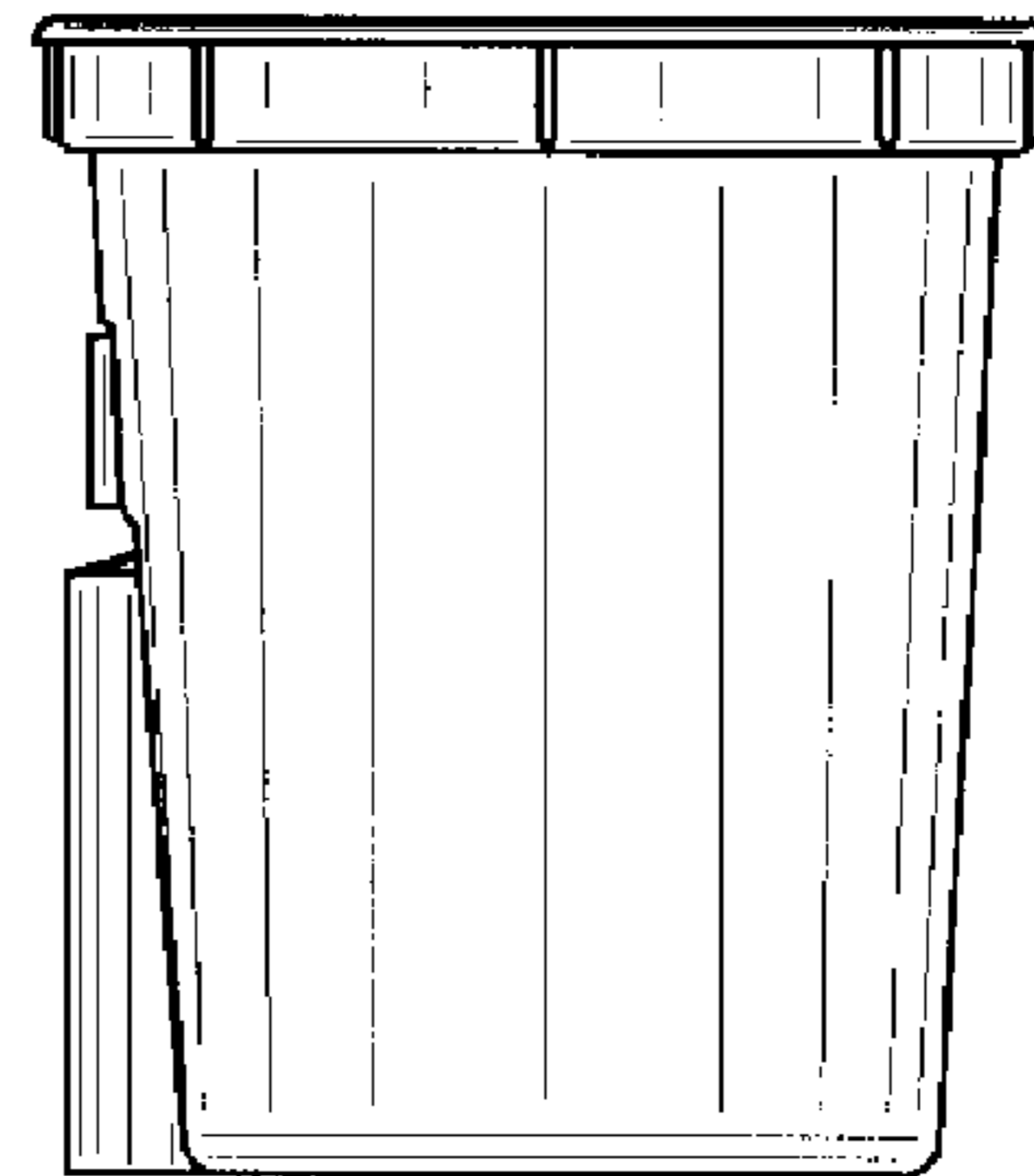


FIG. 5

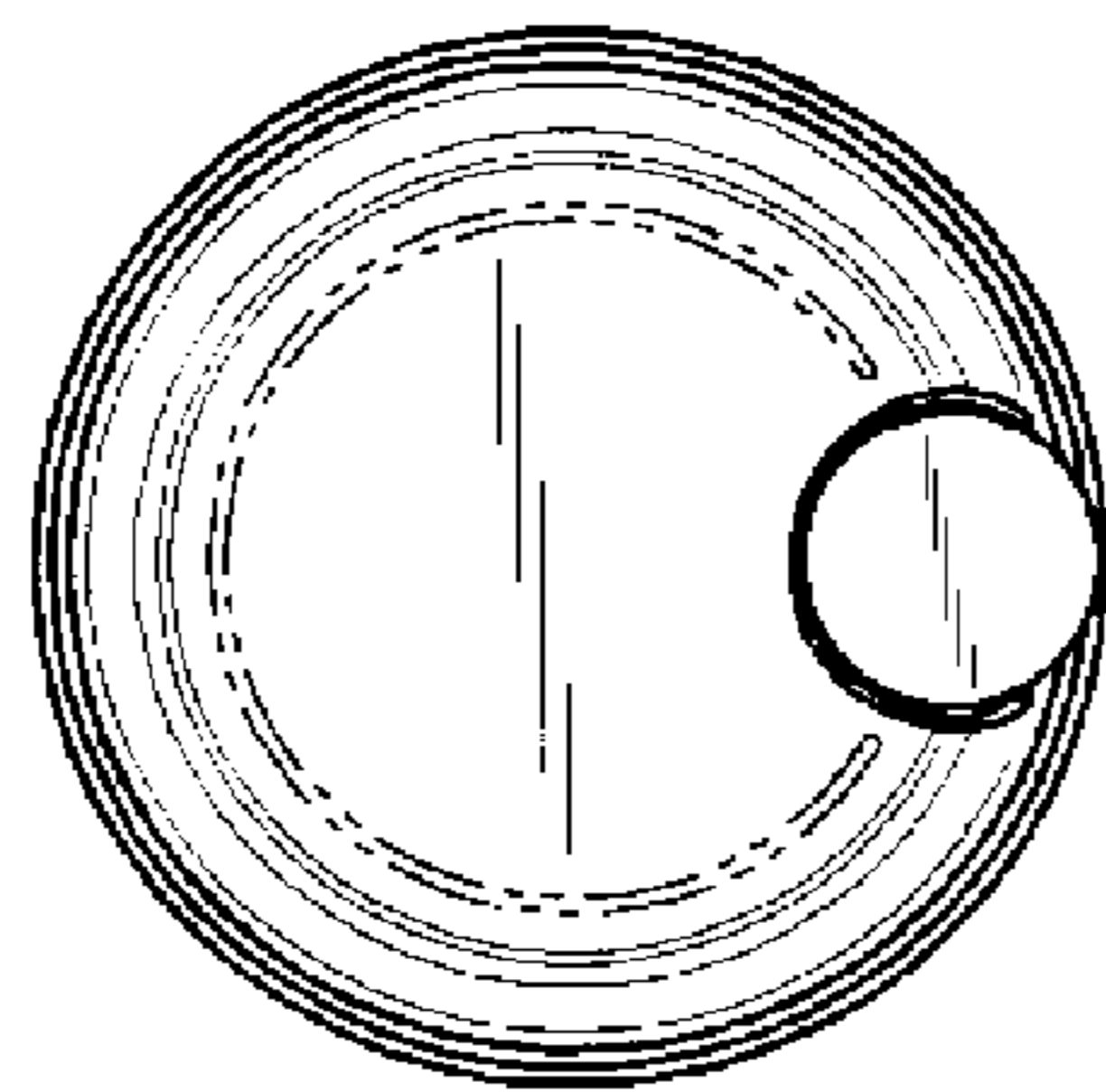


FIG. 6

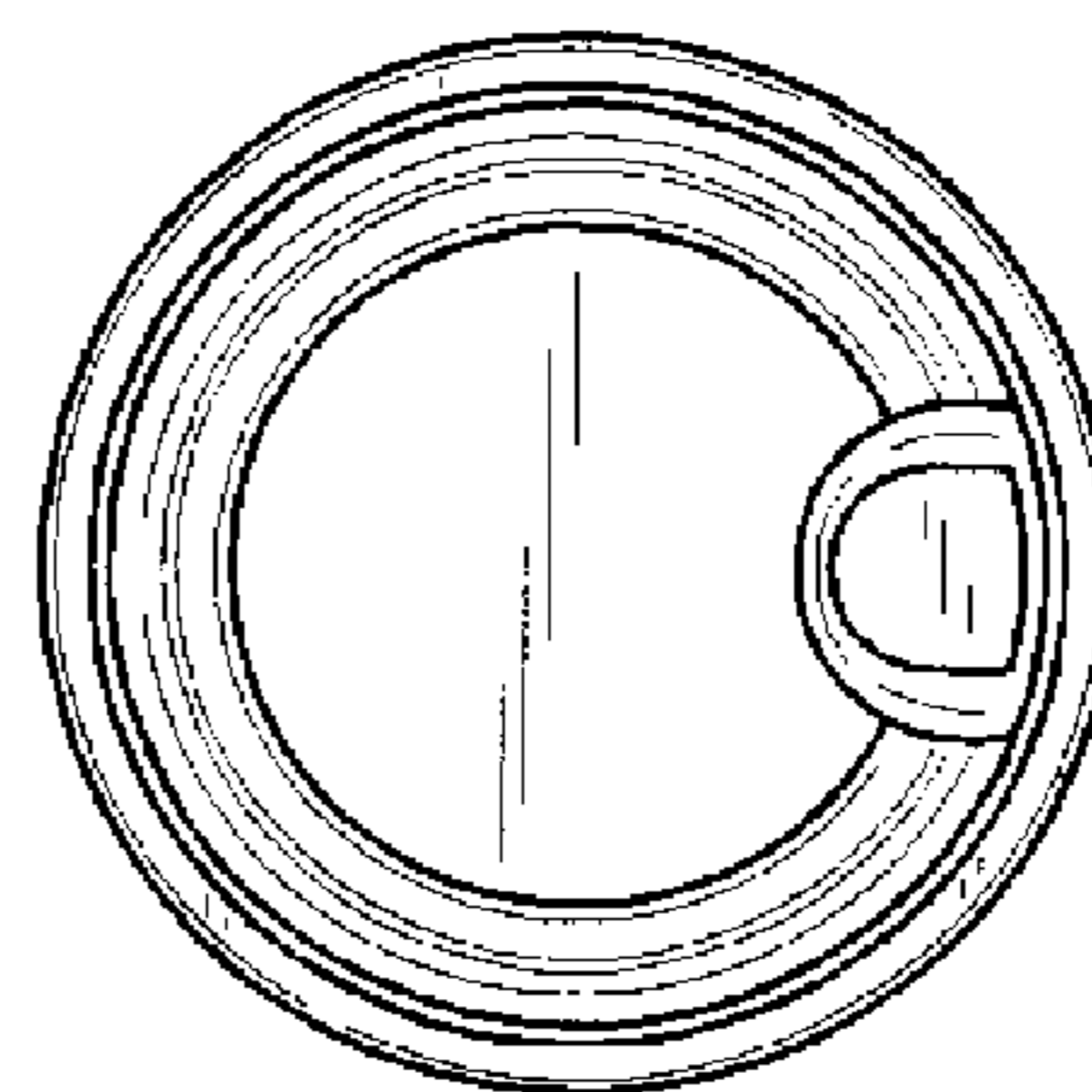


FIG. 7