



US00D558060S

(12) **United States Design Patent**
Šír

(10) **Patent No.:** **US D558,060 S**

(45) **Date of Patent:** **** Dec. 25, 2007**

(54) **DOUBLE SPRAY CAN**

(75) Inventor: **Milan Šír**, okres Nový Jicín (CZ)

(73) Assignee: **Pemi Trade, S.R.O.** (CZ)

(**) Term: **14 Years**

(21) Appl. No.: **29/262,446**

(22) Filed: **Jun. 30, 2006**

(30) **Foreign Application Priority Data**

May 22, 2006 (EM) 000533401-0001

(51) **LOC (8) Cl.** **09-01**

(52) **U.S. Cl.** **D9/687**

(58) **Field of Classification Search** D9/682-694,
D9/516-575, 447-450; 222/129, 135, 142,
222/144.5, 182, 153.1, 321.6-321.9, 372,
222/373, 378, 383.1, 384-386, 400.5-402.25;
215/6

See application file for complete search history.

(56) **References Cited**

U.S. PATENT DOCUMENTS

2,963,188 A * 12/1960 Palermo 215/12.2
D237,583 S * 11/1975 Kemp D9/684
D252,794 S * 9/1979 Lucas D9/726
D309,860 S * 8/1990 Fossati D9/687
D322,752 S * 12/1991 Zintzmeyer D9/694
D356,494 S * 3/1995 Eke et al. D9/684

5,503,306 A * 4/1996 Knickerbocker 222/321.1
D453,106 S * 1/2002 Peltrault D9/687
7,137,531 B2 * 11/2006 Arghyris et al. 222/94
D541,161 S * 4/2007 Ames D9/529

* cited by examiner

Primary Examiner—Catherine Tuttle

(74) *Attorney, Agent, or Firm*—Ostrolenk, Faber, Gerb & Soffen, LLP

(57) **CLAIM**

The ornamental design for a double spray can, as shown and described.

DESCRIPTION

FIG. 1 is a top perspective view of a double spray can showing a first embodiment of my new design;

FIG. 2 is an exploded top perspective view thereof, shown on a reduced scale;


FIG. 3 is a bottom perspective view thereof, shown on an enlarged scale;

FIG. 4 is a top perspective view of a double spray can showing a second embodiment of my new design;

FIG. 5 is an exploded top perspective view thereof, shown on a reduced scale; and,

FIG. 6 is a bottom perspective view thereof, shown on an enlarged scale.

1 Claim, 6 Drawing Sheets



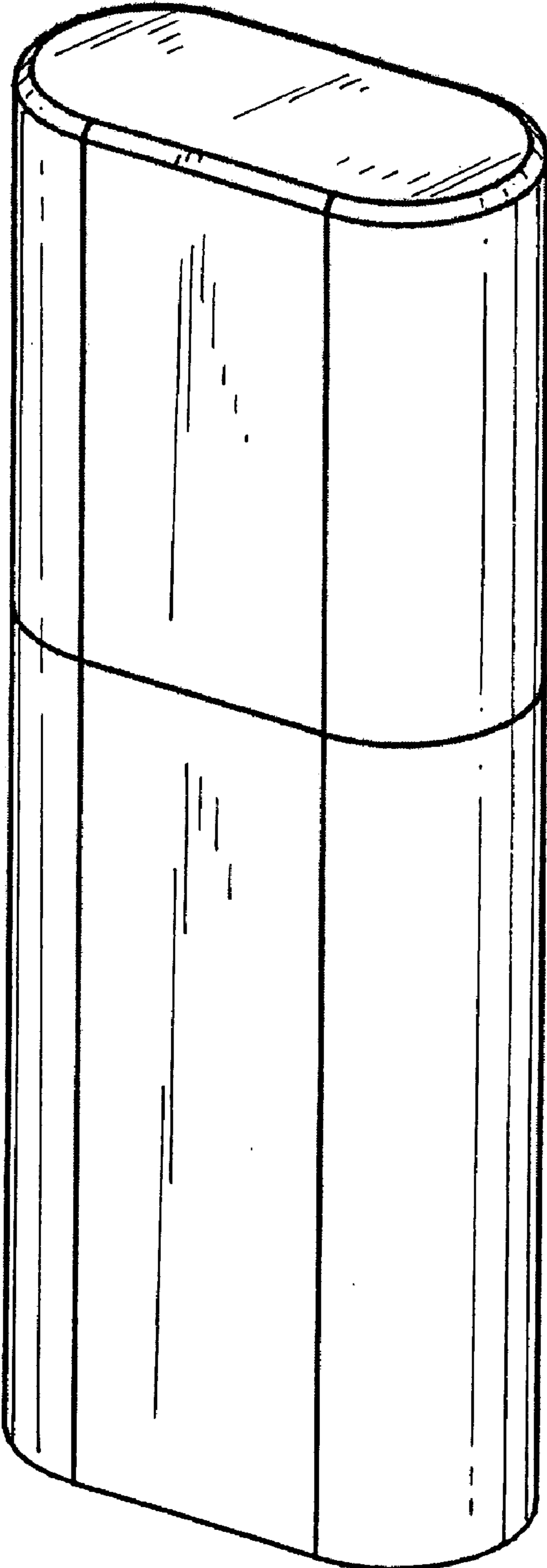


FIG. 1




FIG. 2

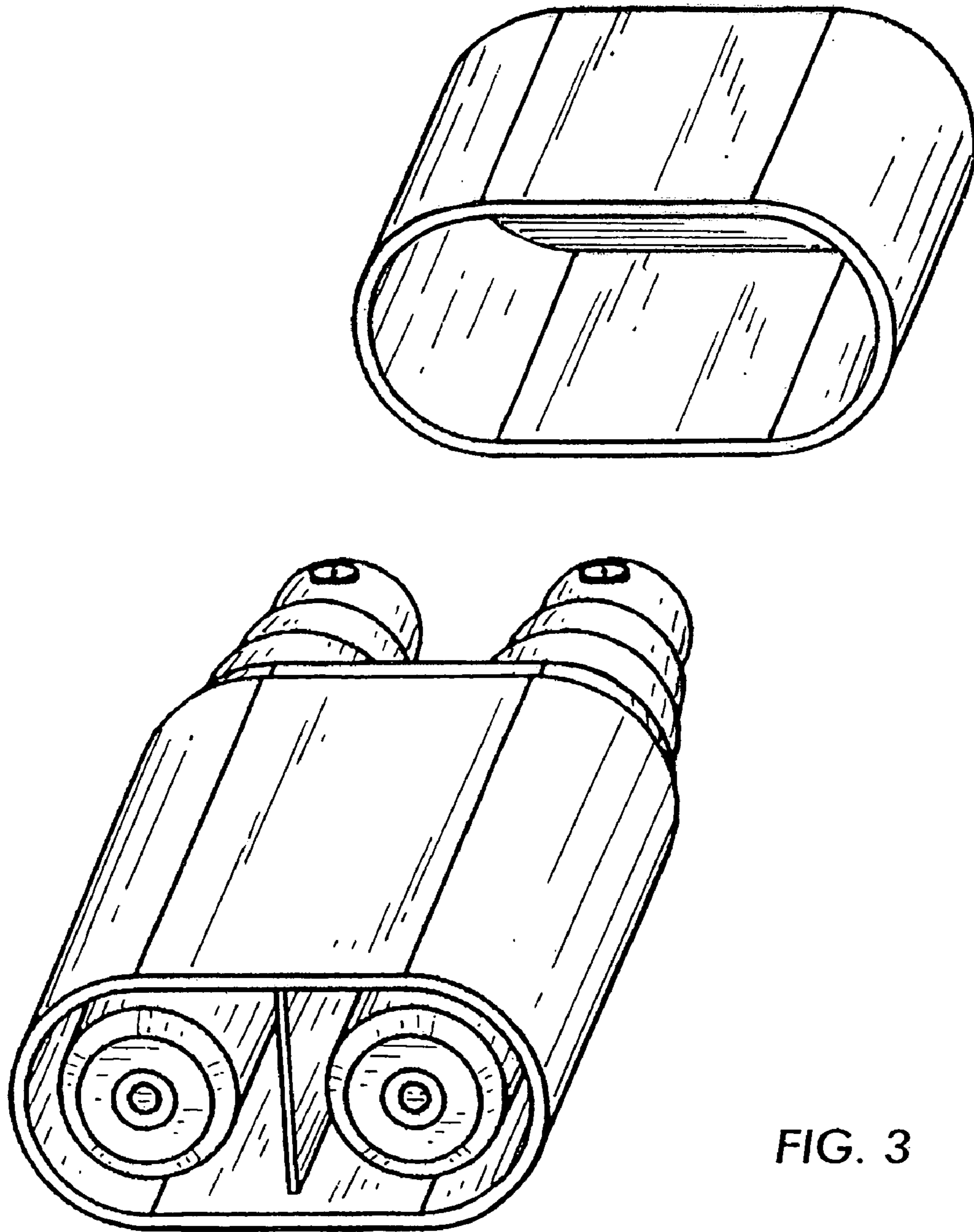


FIG. 3

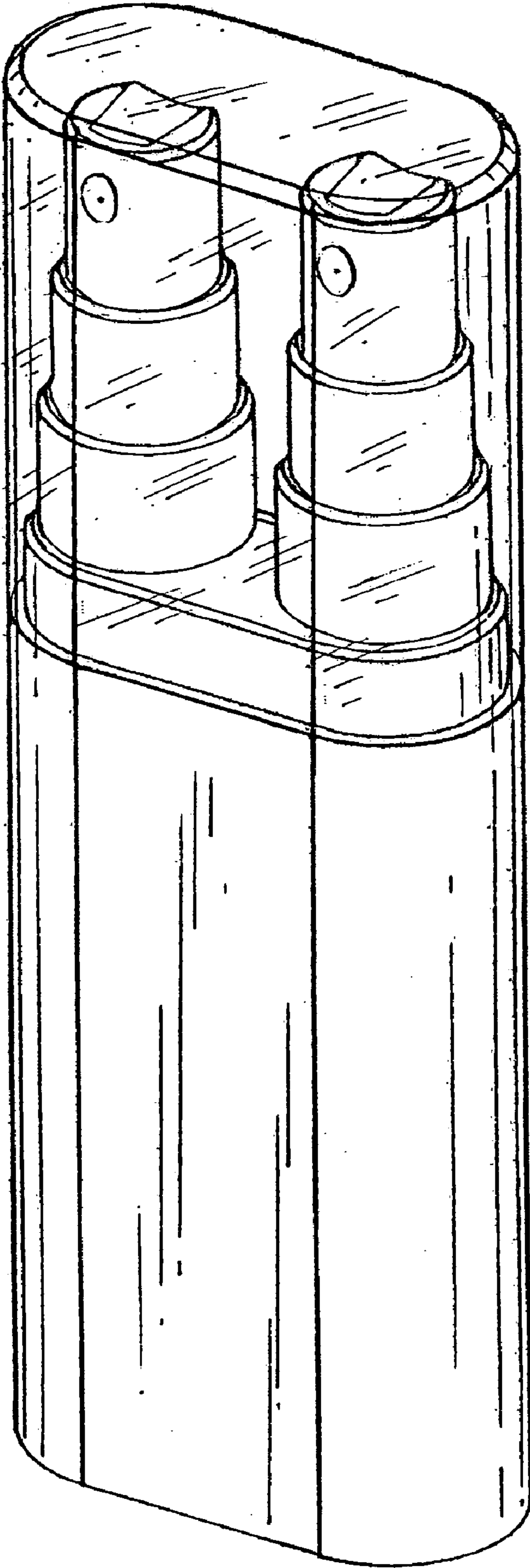


FIG. 4




FIG. 5

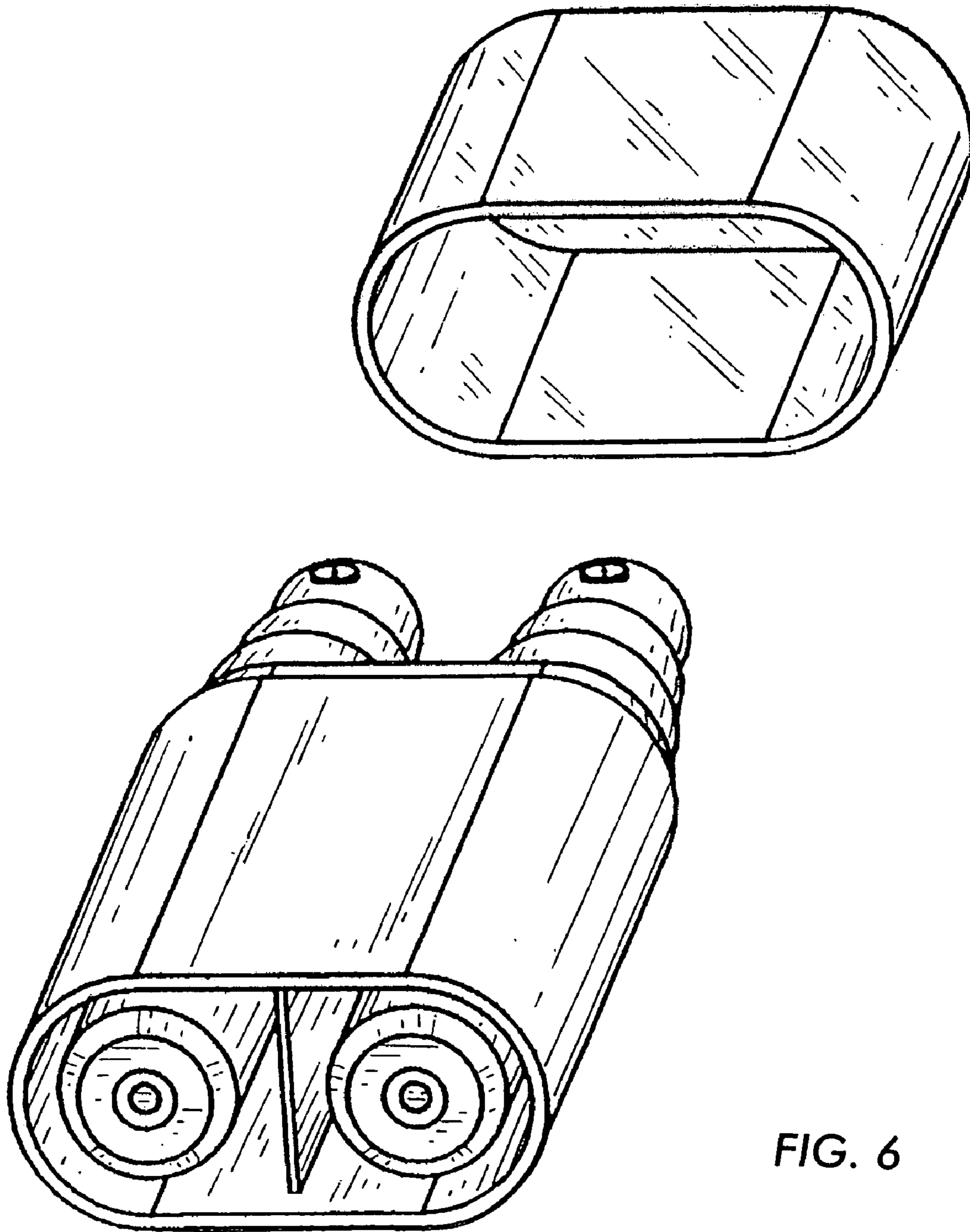


FIG. 6