



US00D558056S

(12) **United States Design Patent** (10) **Patent No.:** **US D558,056 S**
Zibara et al. (45) **Date of Patent:** **** Dec. 25, 2007**

(54) **BOTTLE**

(75) Inventors: **Rony Zibara**, New York, NY (US);
Jason Wong, Brooklyn, NY (US); **Eric Marinovich**, Brooklyn, NY (US)

(73) Assignee: **Diageo North America, Inc.**, Norwalk, CT (US)

(**) Term: **14 Years**

(21) Appl. No.: **29/268,365**

(22) Filed: **Nov. 3, 2006**

(51) **LOC (8) Cl.** **09-01**

(52) **U.S. Cl.** **D9/552; D9/545; D9/544; D9/550**

(58) **Field of Classification Search** D9/544, D9/545, 546, 548, 549, 550, 551, 552, 553, D9/554, 555, 556, 557, 558, 563, 564, 565, D9/566, 567, 568, 569, 570, 571, 574, 575; 215/381-385, 396, 398

See application file for complete search history.

(56) **References Cited**

U.S. PATENT DOCUMENTS

D91,670 S	1/1934	Leach	
D92,843 S *	7/1934	Gest	D24/110
D95,576 S *	5/1935	Brenner	D9/650
D95,888 S *	6/1935	Adams	D9/563
D99,130 S	1/1936	Leach	
D98,730 S *	2/1936	McCullough	D9/550
D99,648 S *	5/1936	Mulhens	D9/545
D127,585 S *	6/1941	Lorenzen	D9/542
D128,668 S *	8/1941	Lorenzen	D9/542
D171,643 S *	3/1954	DuPree	D7/300
D185,991 S *	8/1959	Loewy	D10/2
D194,712 S *	2/1963	DuPree	D7/300

D201,585 S	7/1965	Roberts	
D263,931 S *	4/1982	de Nola	D9/548
D275,369 S *	9/1984	Heriard-Dubreuil	D9/544
D286,018 S	10/1986	O'Reilly	
D304,687 S *	11/1989	Miyakawa	D9/569
D315,501 S *	3/1991	Durand	D9/564
D322,566 S *	12/1991	Durand	D9/565
D323,107 S	1/1992	Kotyuk	
D325,751 S *	4/1992	Futino	D19/43
D327,423 S	6/1992	Turner-Adams	
D533,459 S *	12/2006	Wagner	D9/535

* cited by examiner

Primary Examiner—Daniel Bui
Assistant Examiner—Elizabeth J Oswecki

(74) *Attorney, Agent, or Firm*—Brinks Hofer Gilson & Lione

(57) **CLAIM**

We claim the ornamental design for a bottle, as shown and described.

DESCRIPTION

FIG. 1 is a top, front and left side perspective view of a Bottle showing our new design;

FIG. 2 is a front elevation view thereof, the rear elevation view being a mirror image;

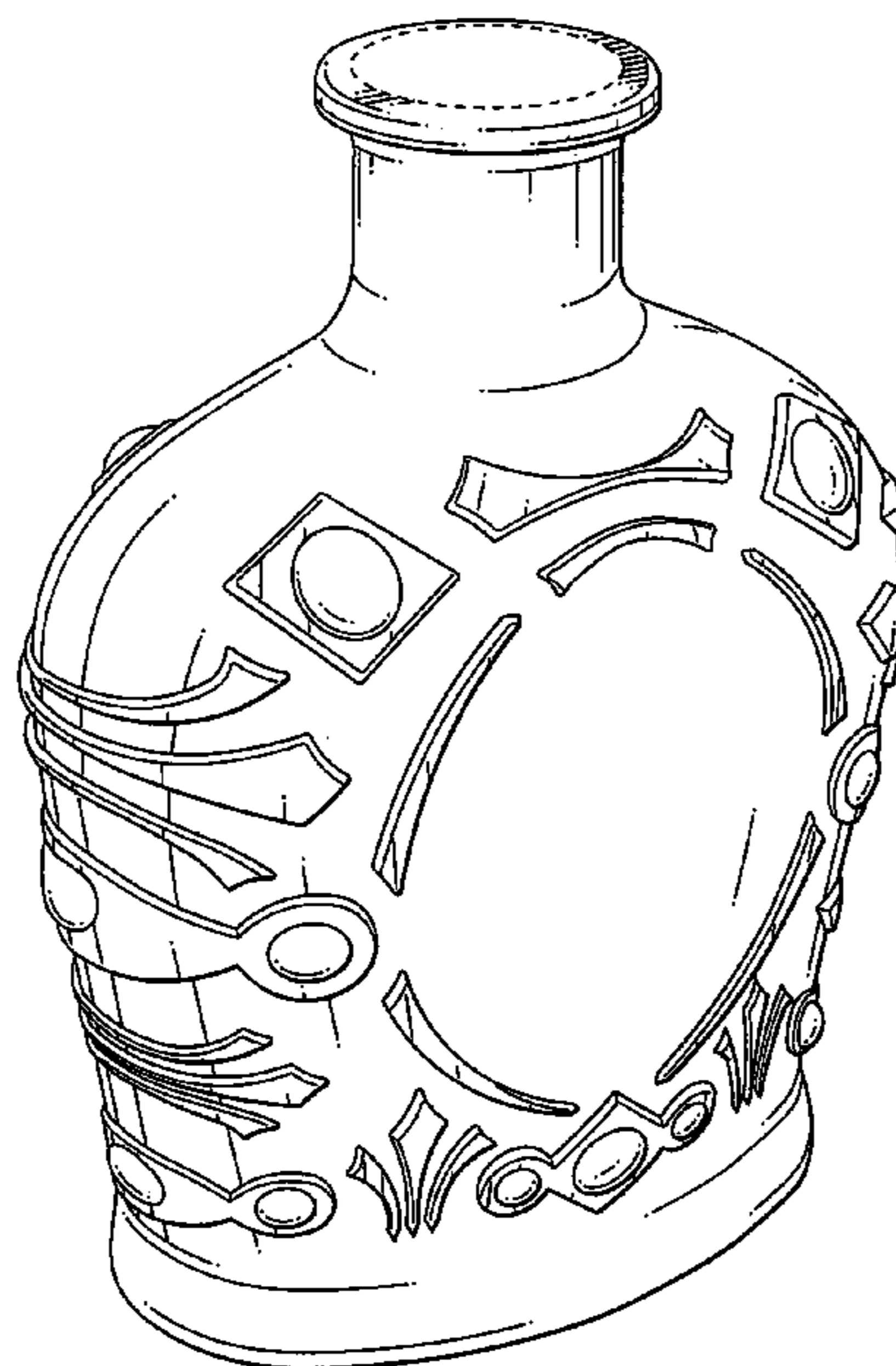
FIG. 3 is a right side elevation view thereof, the left side elevation view being a mirror image;

FIG. 4 is a top plan view thereof; and,

FIG. 5 is a bottom plan view thereof.

The broken line showing of a bottle is included for the purpose of illustrating only and forms no part of the claimed design.

1 Claim, 4 Drawing Sheets



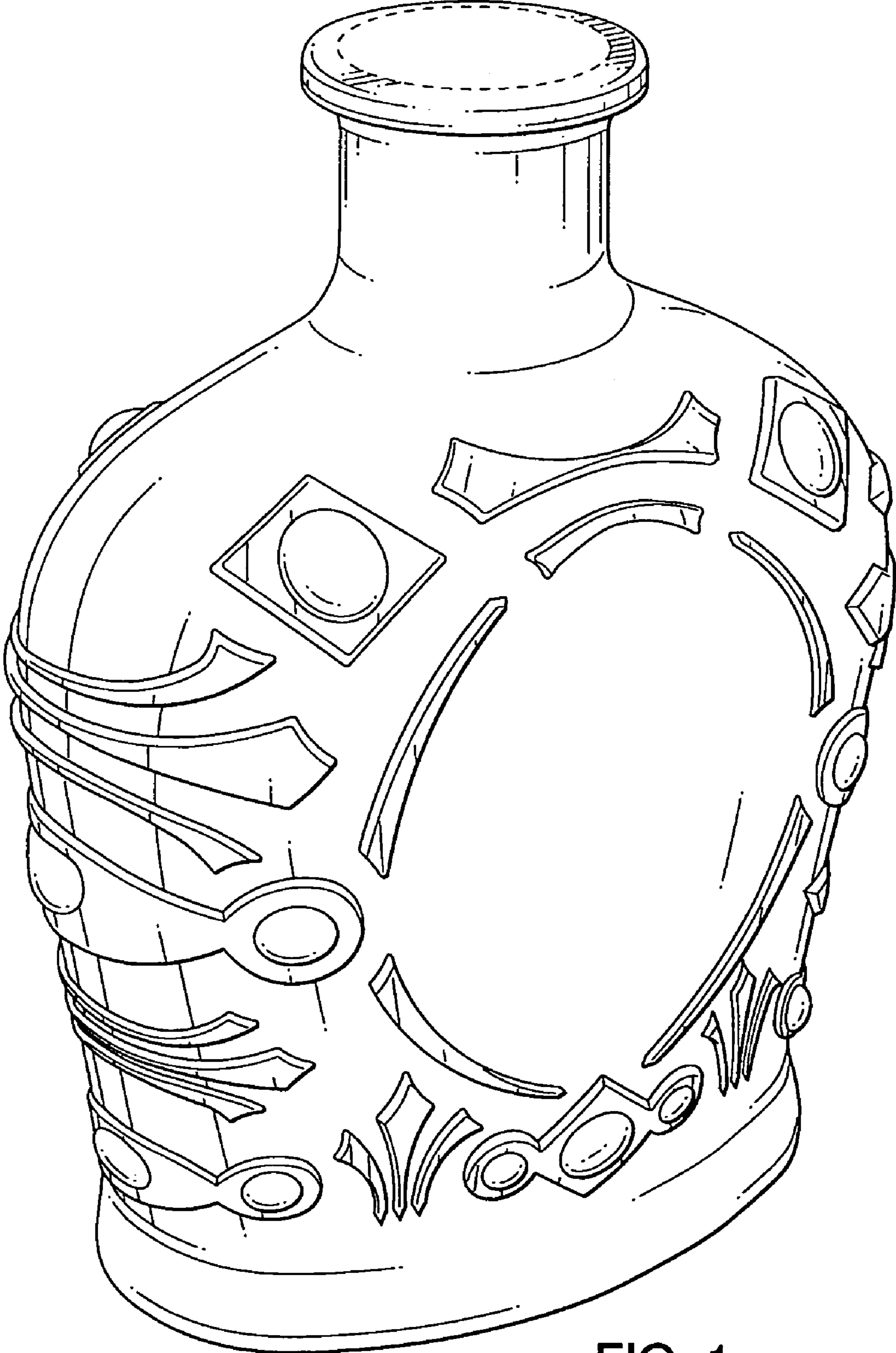


FIG. 1




FIG. 2

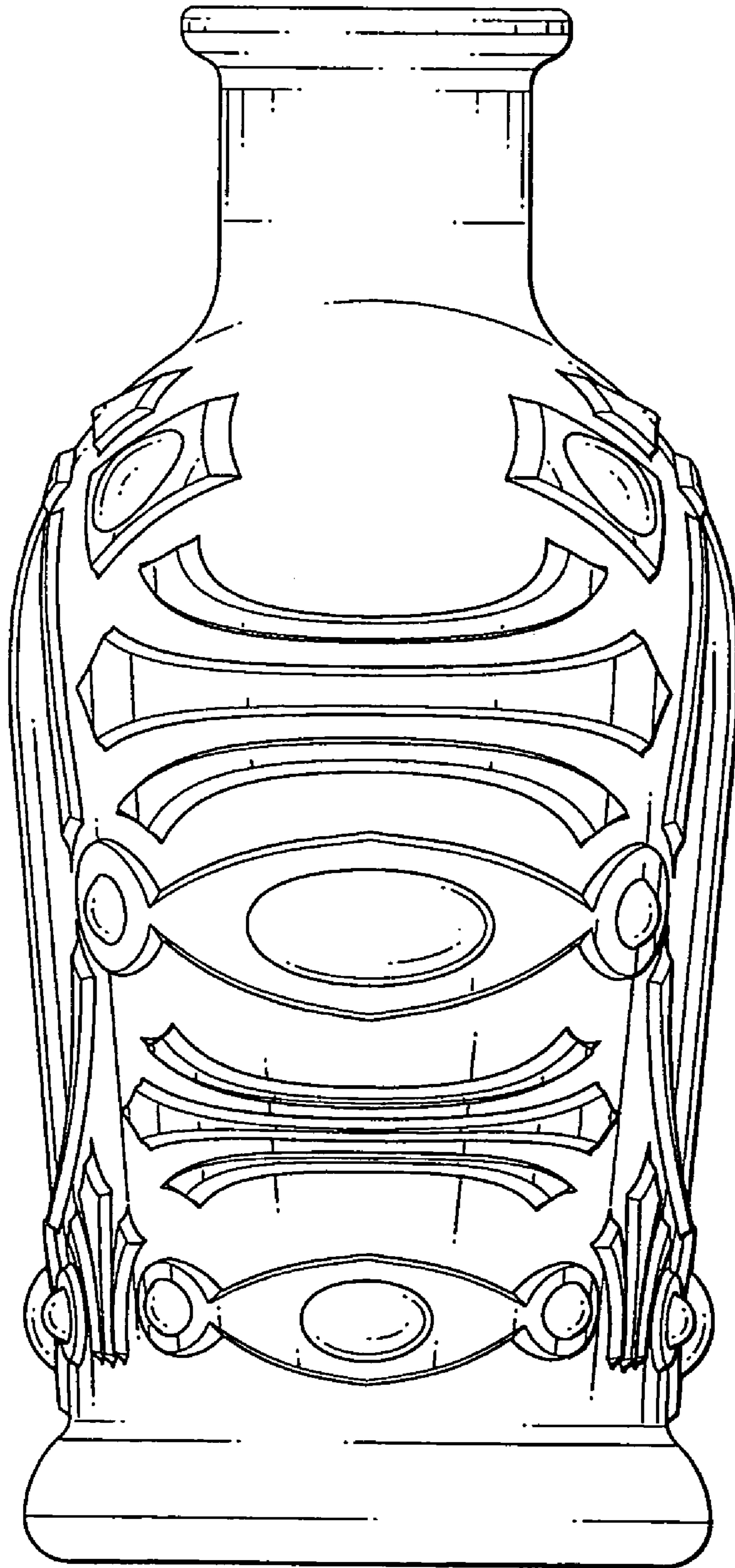


FIG. 3




FIG. 4

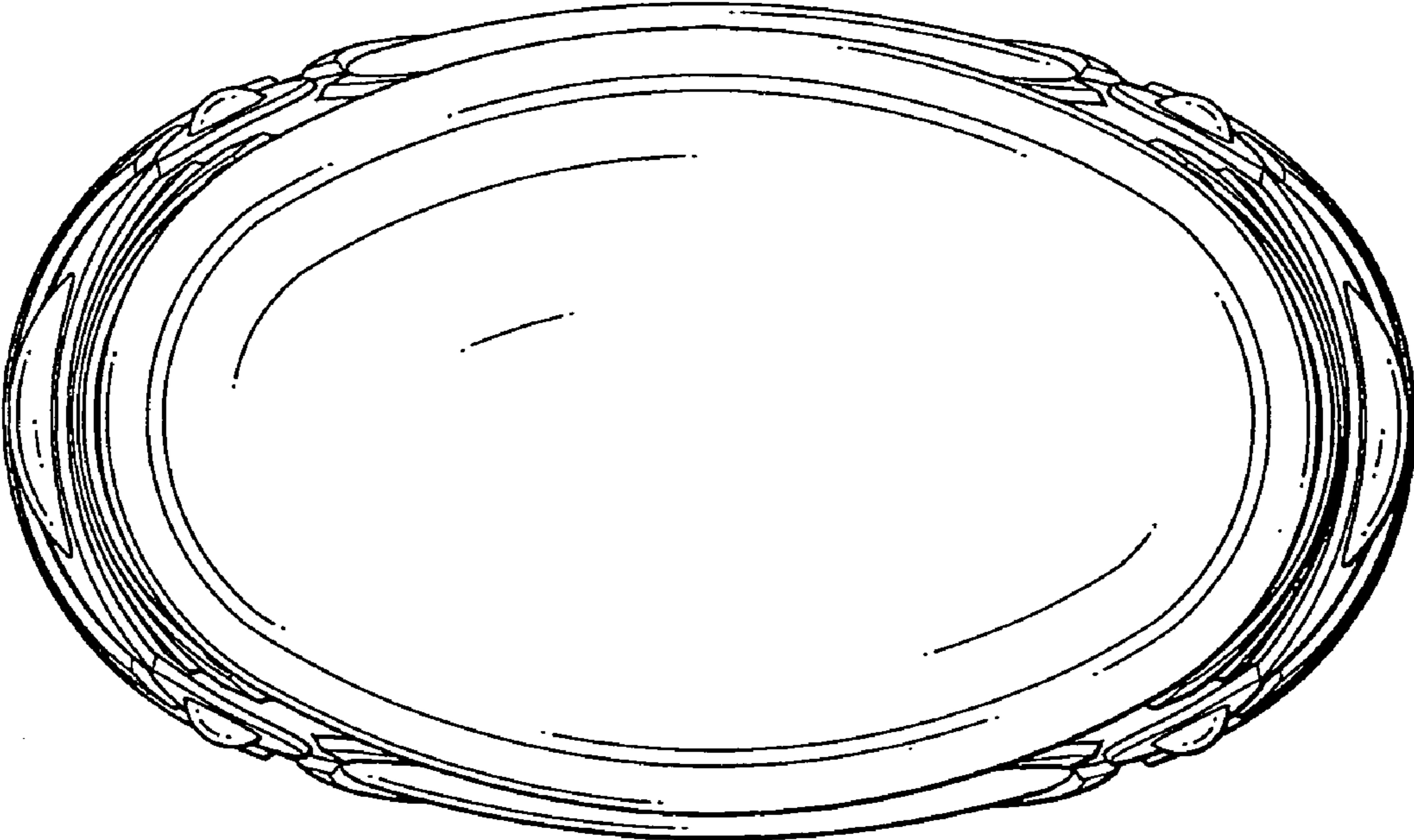


FIG. 5