



US00D558051S

(12) **United States Design Patent** (10) **Patent No.:** **US D558,051 S**
Born et al. (45) **Date of Patent:** **** Dec. 25, 2007**

(54) **PRODUCT DISPENSING PACKAGE**

(75) Inventors: **Jason Alan Born**, Cincinnati, OH (US);
Trent John Kahute, Lynn, MA (US);
Douglas Arthur Marsden, Marblehead,
MA (US); **Roland Stark**, Bracknell
(GB)

(73) Assignee: **The Procter & Gamble Company**,
Cincinnati, OH (US)

(**) Term: **14 Years**

(21) Appl. No.: **29/256,363**

(22) Filed: **Mar. 20, 2006**

(30) **Foreign Application Priority Data**

Sep. 21, 2005 (EM) 000403878

(51) **LOC (8) Cl.** **09-03**

(52) **U.S. Cl.** **D9/529; D9/424**

(58) **Field of Classification Search** D9/682,
D9/686-694, 516, 521-522, 529-530, 537-540,
D9/557-558, 560, 564, 570, 572-575, 435,
D9/446, 414, 417, 420, 422-423, 430-432;
215/382-284, 396, 398; D3/203.2, 203.5,
D3/273, 294

See application file for complete search history.

(56) **References Cited**

U.S. PATENT DOCUMENTS

969,329 A * 9/1910 Blake 220/504
D215,817 S * 11/1969 Gorman D9/687
3,872,996 A * 3/1975 Dogliotti 215/237 X
D309,860 S * 8/1990 Fossati D9/687
D322,752 S * 12/1991 Zintzmeyer D9/694
D323,292 S * 1/1992 Jones D9/529 X
D333,975 S * 3/1993 Moore D9/687
D341,315 S * 11/1993 Seymour D9/529 X

D346,743 S * 5/1994 Cazaudehore D9/529
D351,789 S * 10/1994 Lee D9/417 X
D374,817 S * 10/1996 Bertolini et al. D9/529 X
D403,590 S * 1/1999 Wong D9/529
D421,568 S * 3/2000 Ferguson et al. D9/414
D433,940 S * 11/2000 Lindsay et al. D9/424
D449,521 S * 10/2001 Pinkus et al. D9/423 X
D455,037 S * 4/2002 Baba D3/201 X
D465,729 S * 11/2002 Nishimura D9/422
D467,799 S * 12/2002 Persson D9/420
D473,680 S * 4/2003 Saunders et al. D28/78
D487,188 S * 3/2004 Fonfeder D3/206
D491,806 S * 6/2004 May D9/423 X
D531,030 S * 10/2006 Nukuto et al. D9/445

* cited by examiner

Primary Examiner—Carol Rademaker

(74) *Attorney, Agent, or Firm*—Kristin Kohler; Cynthia L.
Clay; Karen F. Clark

(57) **CLAIM**

The ornamental design for a product dispensing package, as
shown and described.

DESCRIPTION

FIG. 1 is a left side perspective view of a product dispensing
package showing our new design;

FIG. 2 is a front elevational view thereof;

FIG. 3 is a rear elevational view thereof;

FIG. 4 is a left side elevational view thereof;

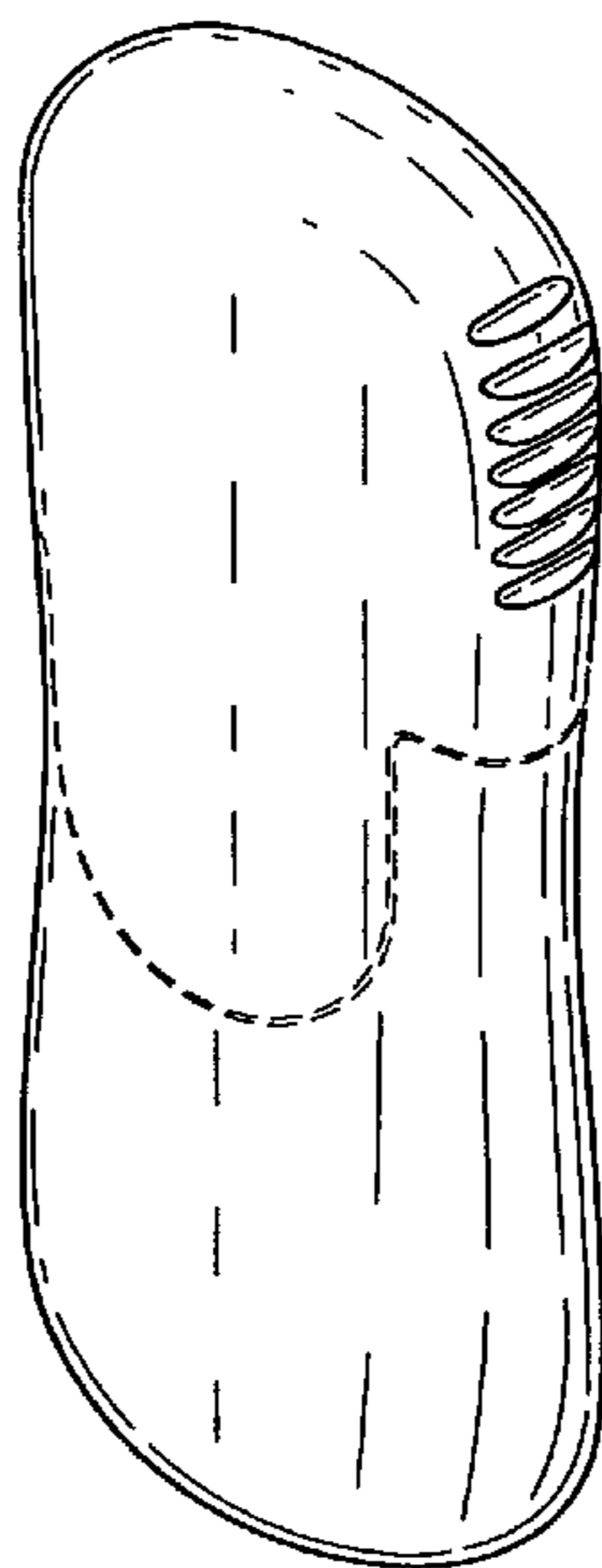
FIG. 5 is a right side elevational view thereof;

FIG. 6 is a top plan view thereof; and,

FIG. 7 is a bottom plan view thereof.

The broken lines shown in the drawings show a separation
between the top and bottom and form no part of the claimed
design.

1 Claim, 2 Drawing Sheets



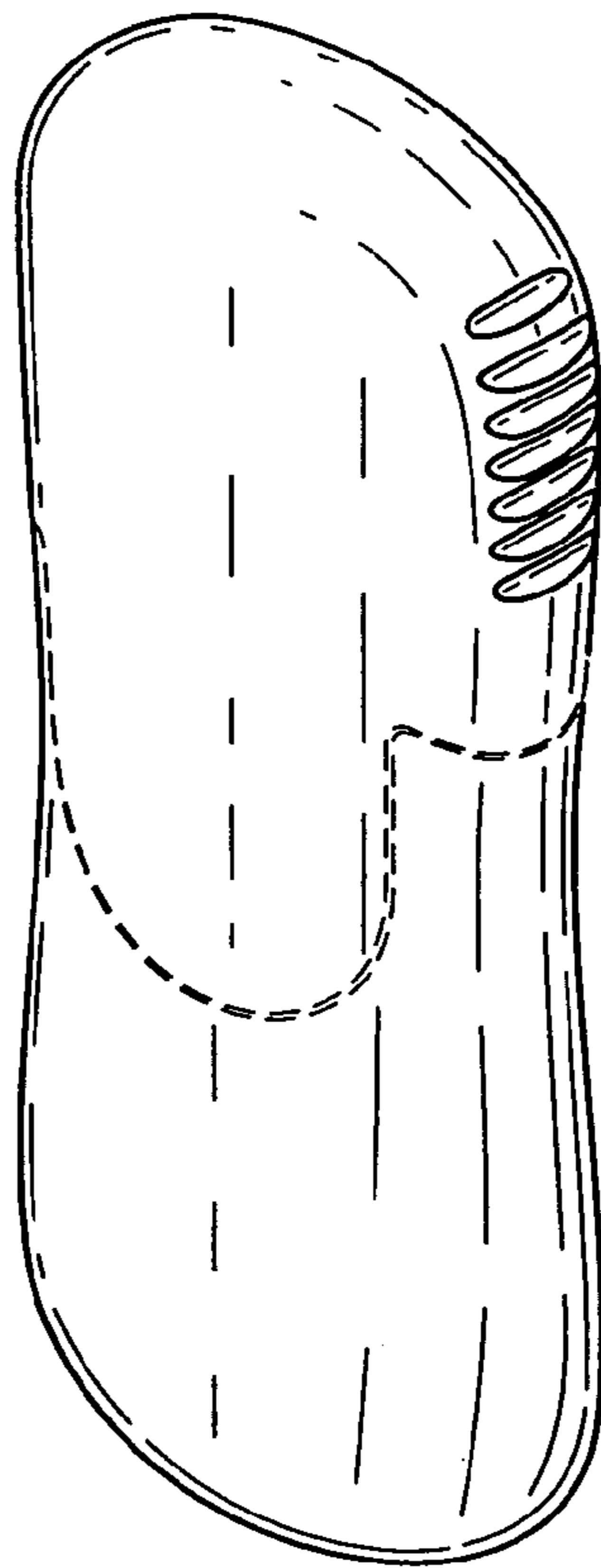


Fig. 1.

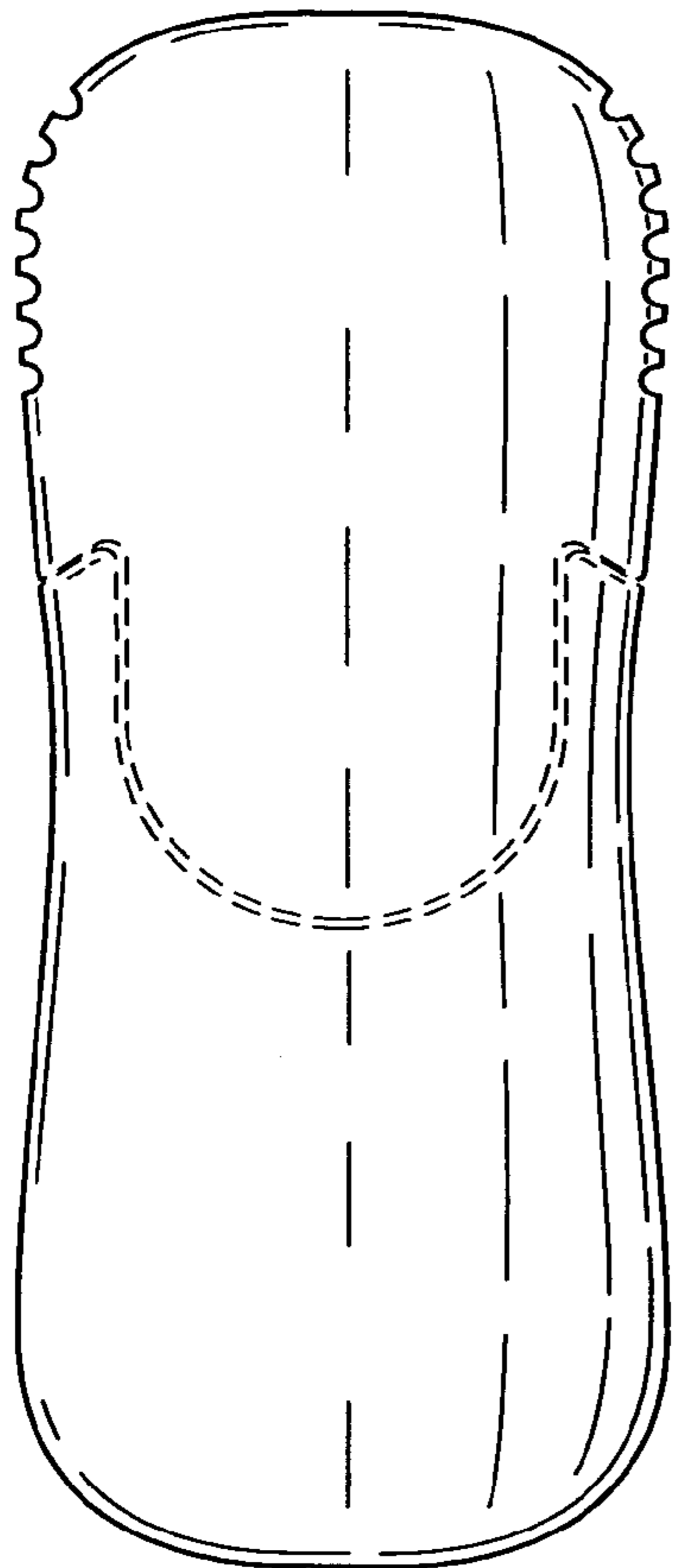


Fig. 2.

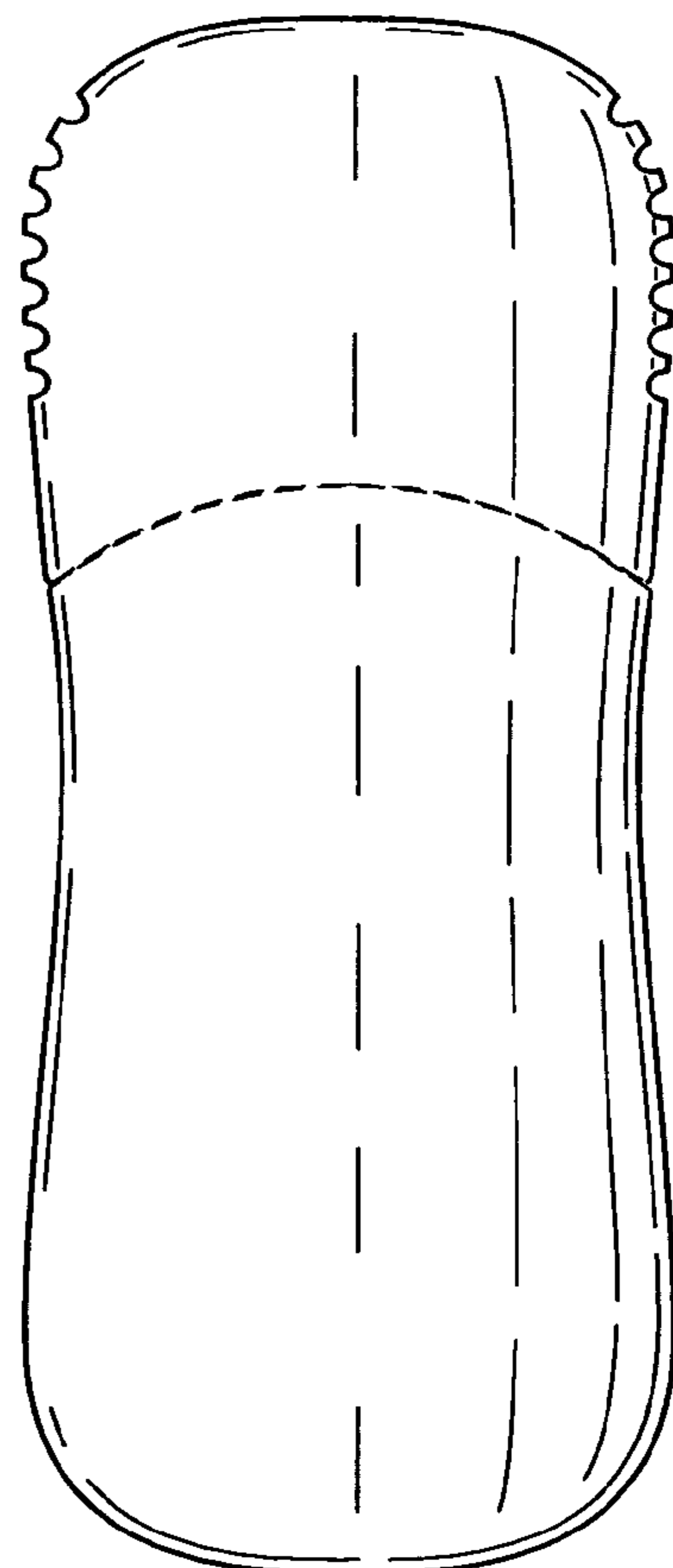


Fig. 3.

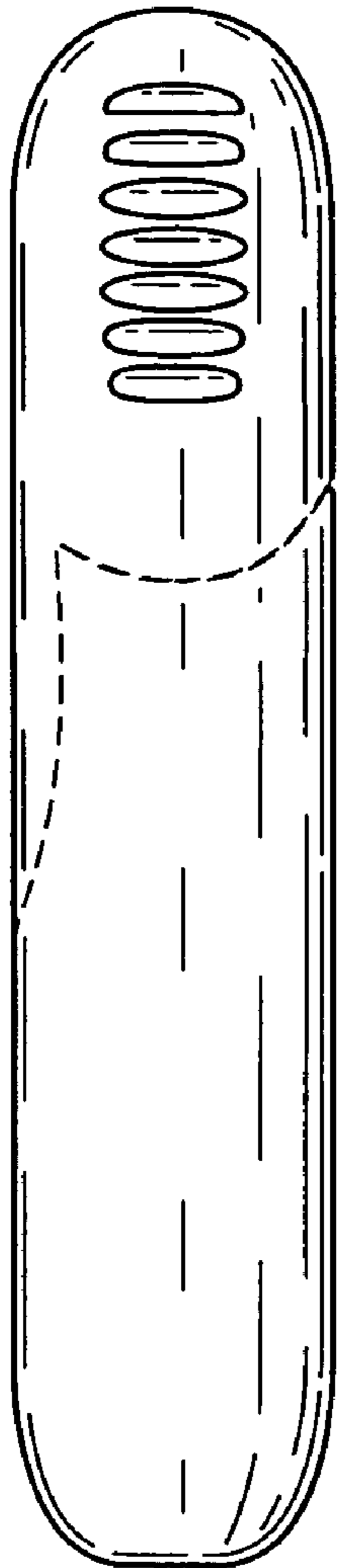


Fig.4.




Fig.5.



Fig.6.

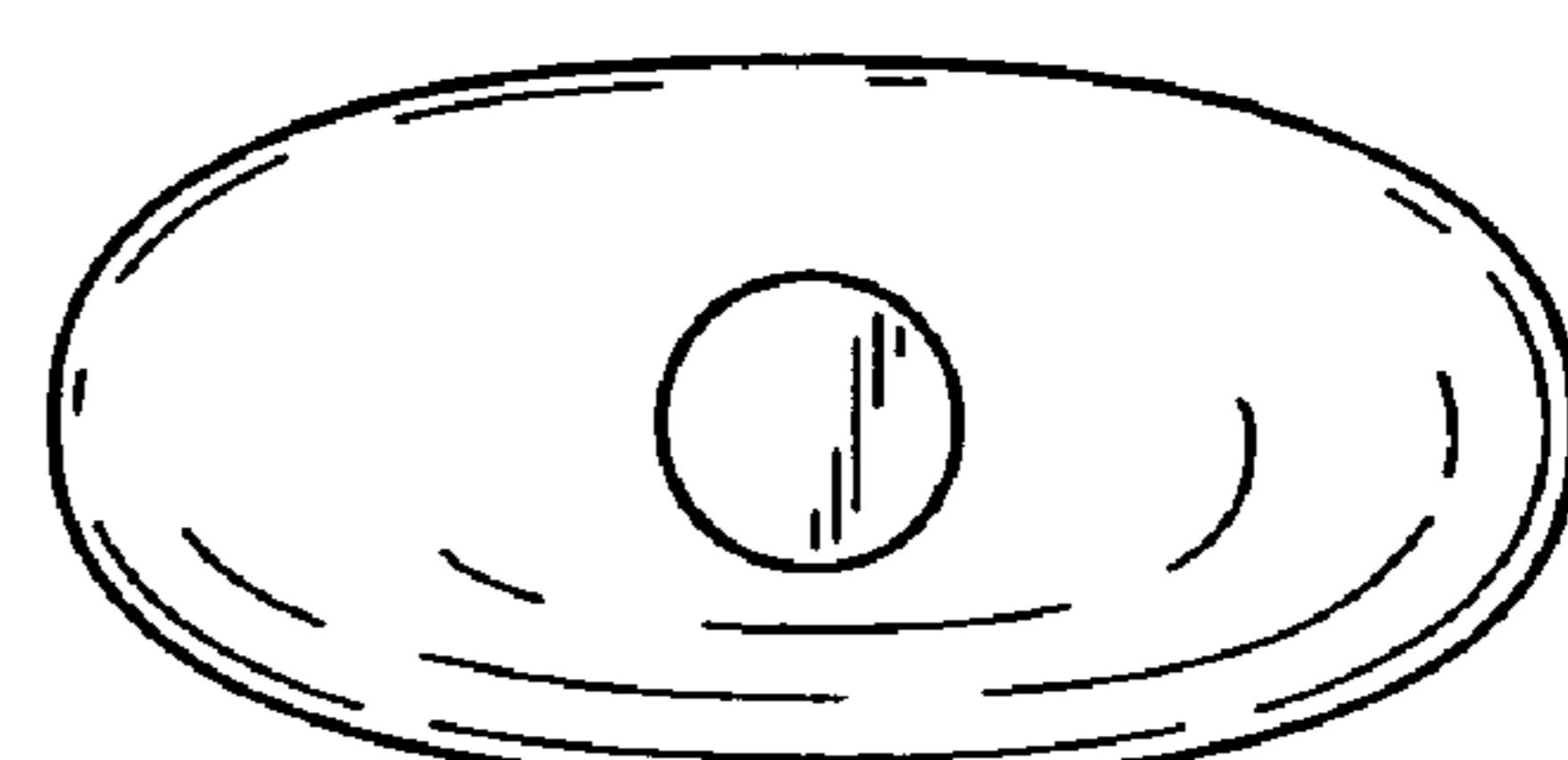


Fig.7.