



US00D558050S

(12) **United States Design Patent**
Urcun

(10) **Patent No.:** **US D558,050 S**

(45) **Date of Patent:** **** Dec. 25, 2007**

(54) **PERFUME BOTTLE**

(75) Inventor: **Jean Jacques Urcun**, Paris (FR)

(73) Assignee: **Beaute Prestige International**, Paris (FR)

(**) Term: **14 Years**

(21) Appl. No.: **29/202,118**

(22) Filed: **Mar. 26, 2004**

(30) **Foreign Application Priority Data**

Sep. 29, 2003 (WO) DM/065 054

(51) **LOC (8) Cl.** **09-01**

(52) **U.S. Cl.** **D9/529; D9/573; D9/574**

(58) **Field of Classification Search** D9/682,
D9/686-695, 697-699, 702-703, 705, 707-710,
D9/723-725, 516, 521, 529, 549, 552, 558,
D9/560-561, 565, 571-575; 215/381-385,
215/396, 398, 400, 12.1-12.2; 220/660-662,
220/669, 675

See application file for complete search history.

(56) **References Cited**

U.S. PATENT DOCUMENTS

D234,077 S * 1/1975 Peterson D9/544
D345,505 S * 3/1994 Bareiss D9/529
D368,554 S * 4/1996 Fiore D9/529 X
D377,147 S * 1/1997 Baron D9/529
D391,857 S * 3/1998 Fiore D9/529
D394,210 S * 5/1998 Fiore D9/529
D396,186 S * 7/1998 Fiore D9/687
D397,608 S * 9/1998 Fiore D9/697

5,816,451 A * 10/1998 Renault 222/215
5,979,706 A * 11/1999 Grussmark 222/93
D425,427 S * 5/2000 Heeter et al. D9/521
D425,794 S * 5/2000 Grossnickle D9/574 X
D438,787 S * 3/2001 Heeter et al. D9/697
D444,394 S * 7/2001 Mettler D9/574
D462,260 S * 9/2002 Joubert D9/697
D479,986 S * 9/2003 Karim D9/697

FOREIGN PATENT DOCUMENTS

GB 3018162 * 8/2004
GB 3018163 * 8/2004
GB 3018164 * 8/2004
WO DM/049443 * 10/1999

* cited by examiner

Primary Examiner—Carol Rademaker

(74) *Attorney, Agent, or Firm*—Dennison, Schultz & MacDonald

(57) **CLAIM**

The ornamental design for a perfume bottle, as shown.

DESCRIPTION

FIG. 1 is a front perspective view of the perfume bottle showing my new design;

FIG. 2 is a rear perspective view thereof;

FIG. 3 is a front and right side perspective view thereof;

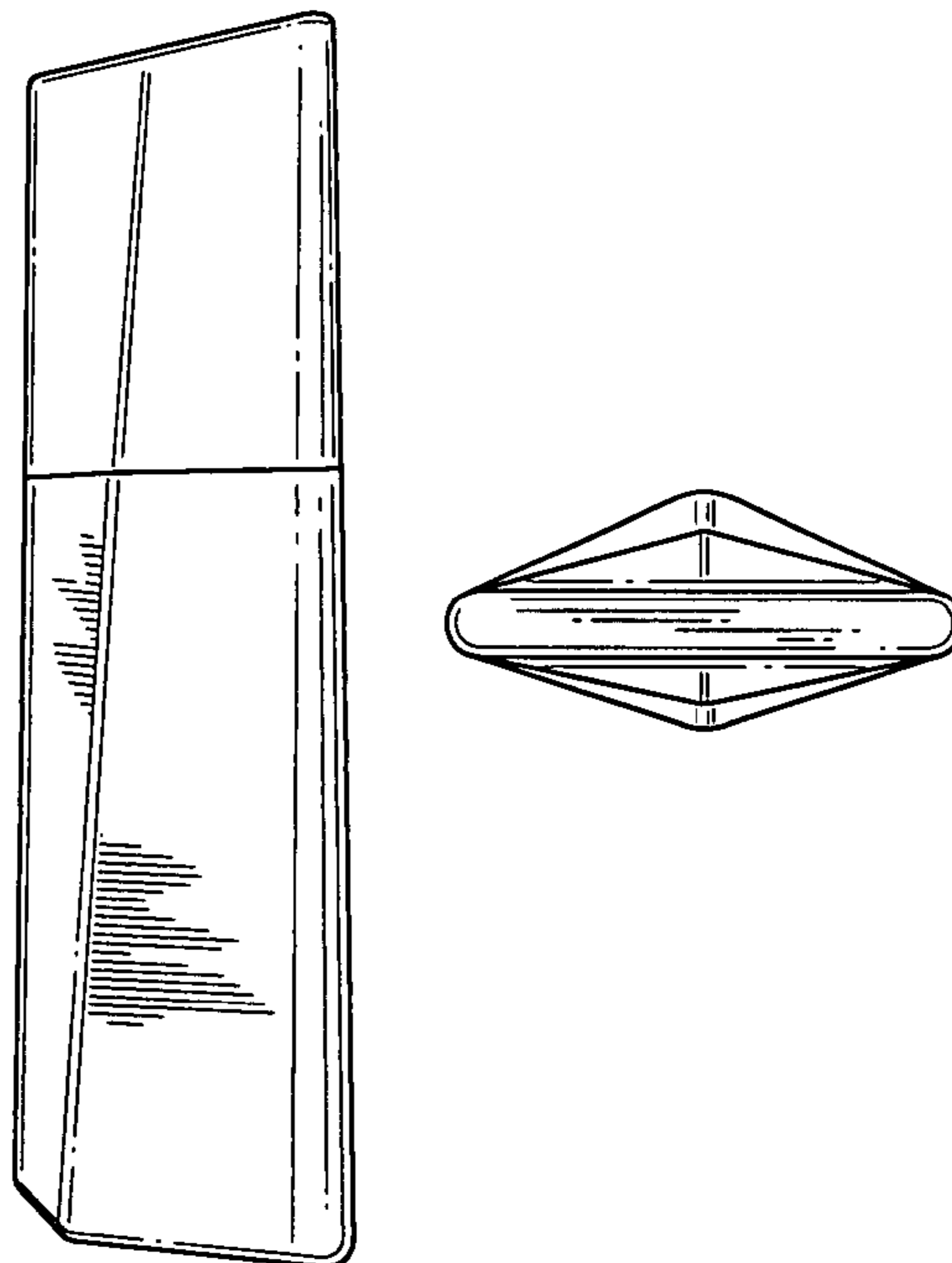
FIG. 4 is a top plan view thereof;

FIG. 5 is a bottom plan view thereof;

FIG. 6 is a right side perspective view thereof; and,

FIG. 7 is a left side perspective view thereof.

1 Claim, 1 Drawing Sheet



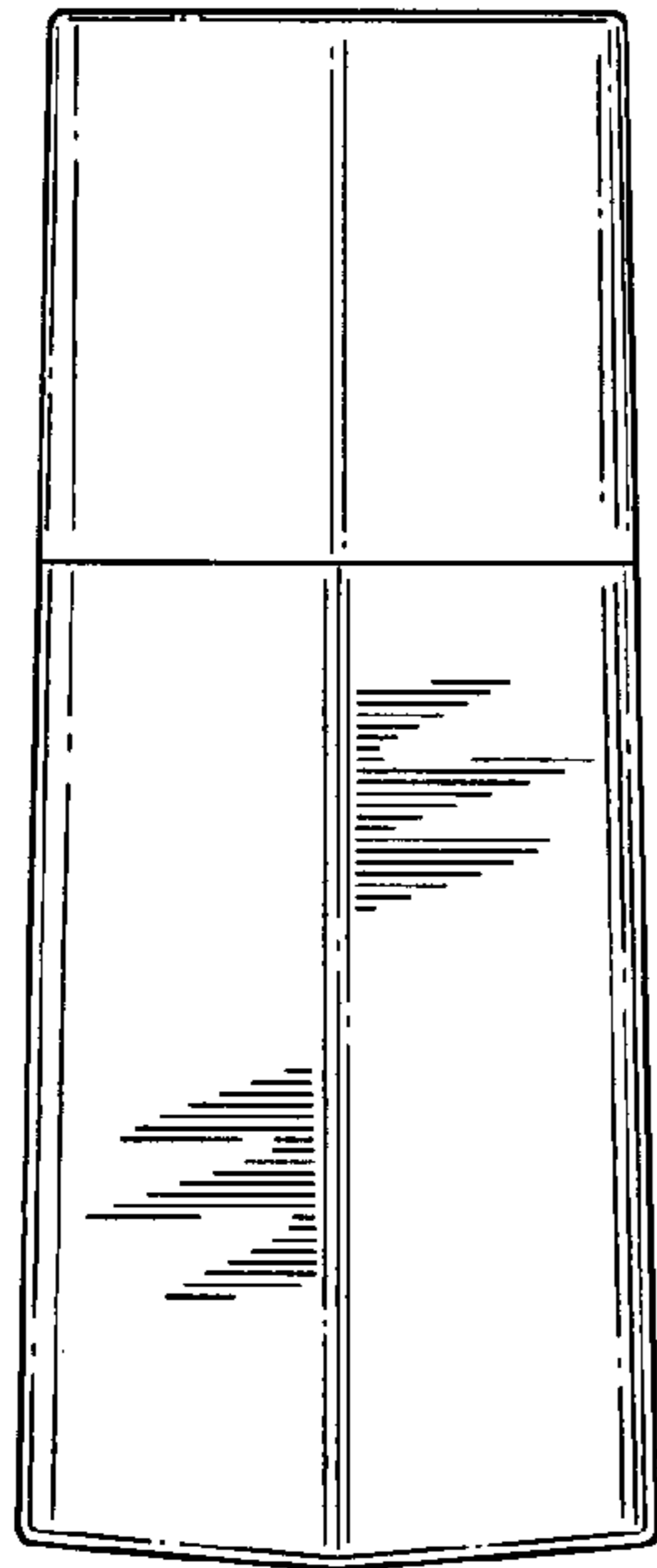


FIG. 1

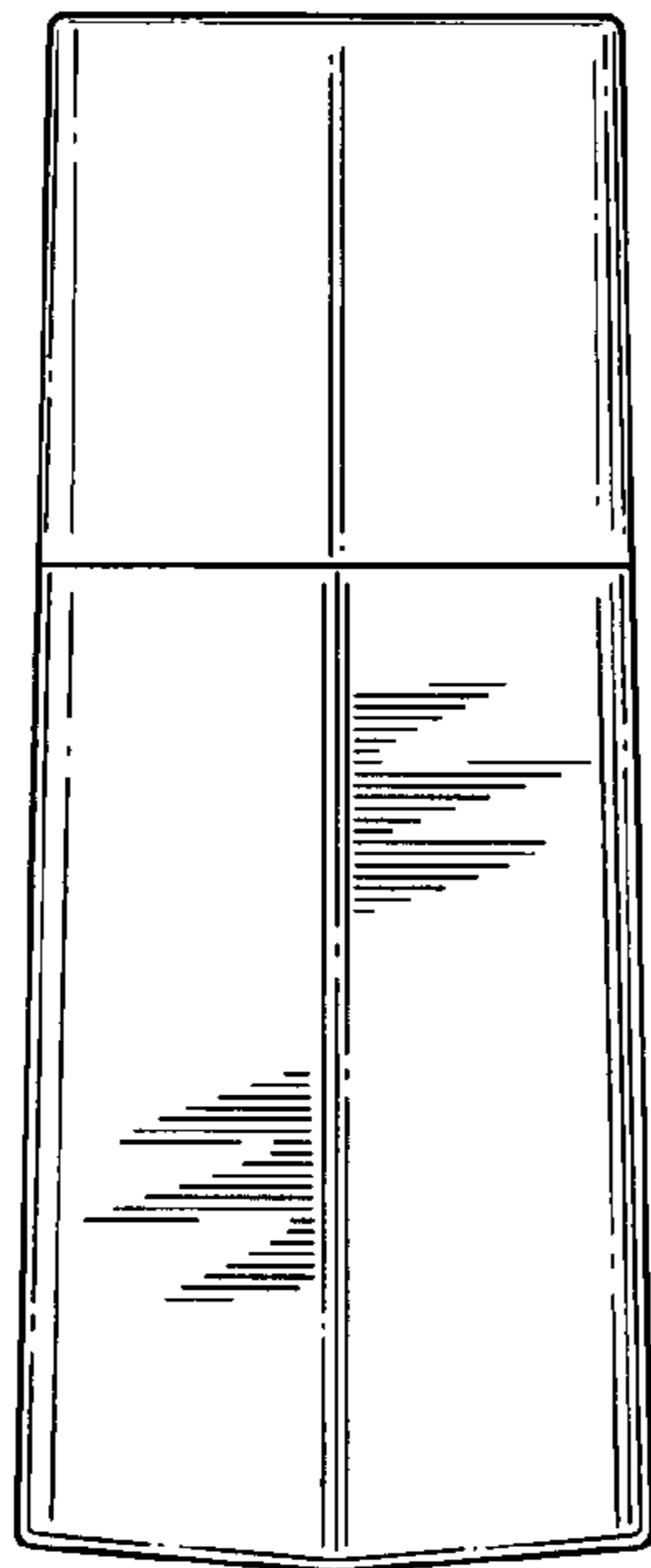


FIG. 2




FIG. 3

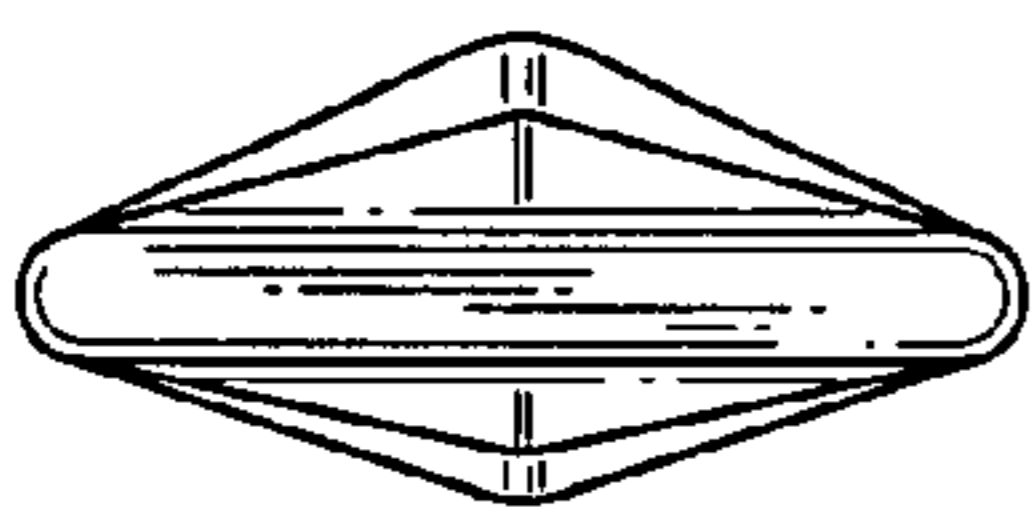


FIG. 4

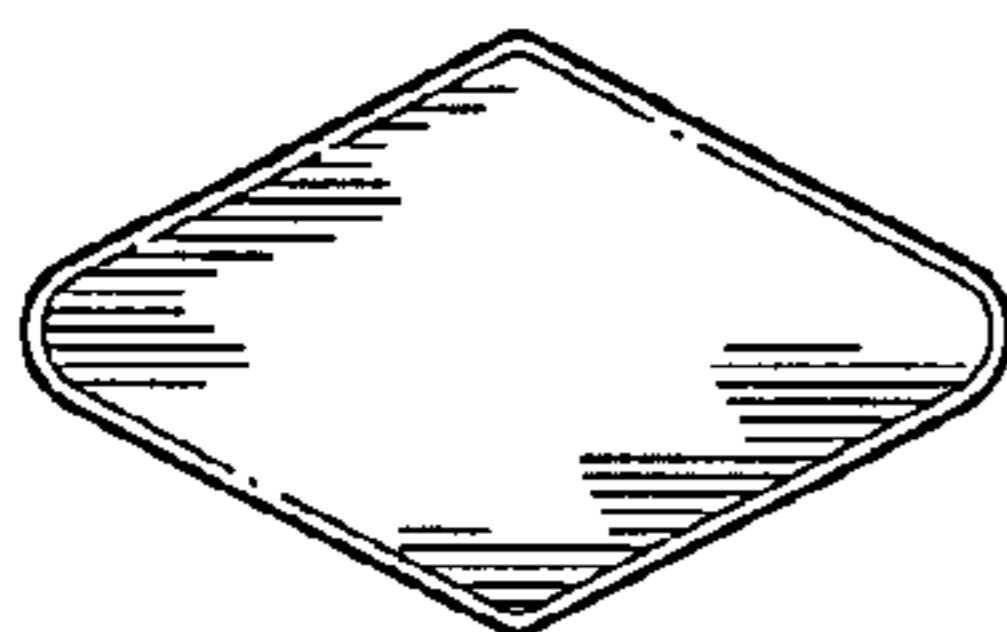


FIG. 5

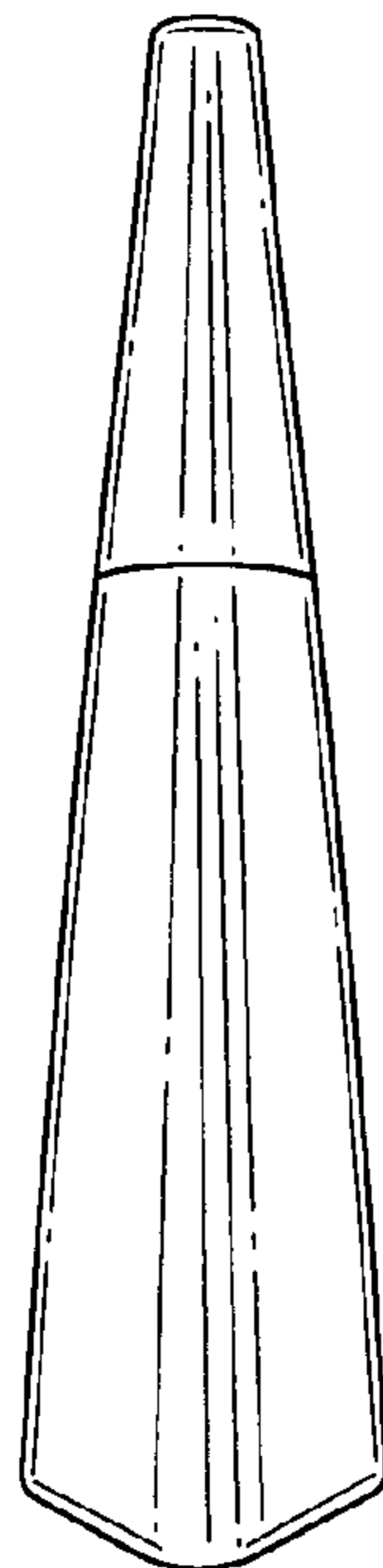


FIG. 6

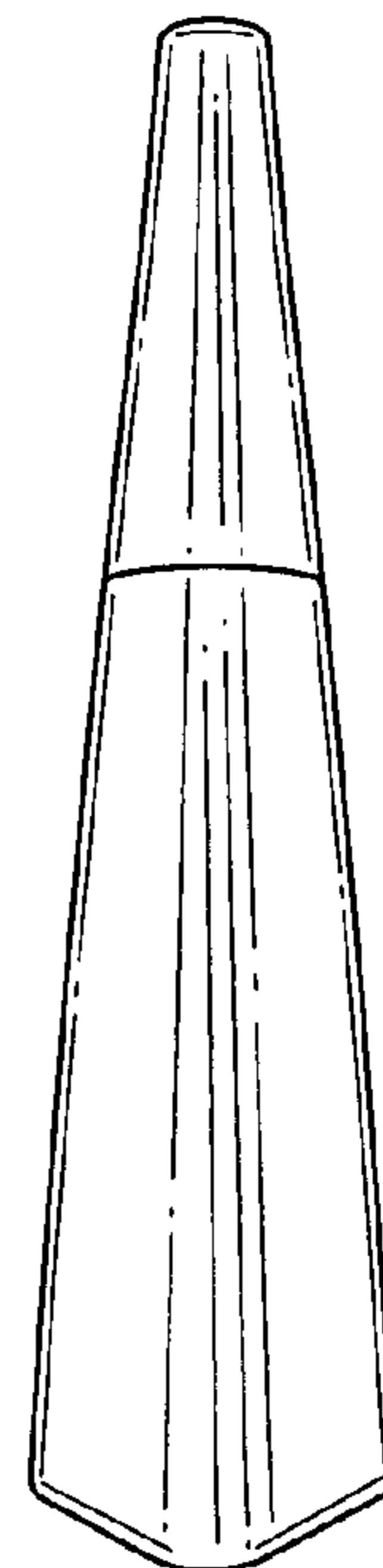


FIG. 7