

US00D558049S

(12) **United States Design Patent** (10) **Patent No.:** **US D558,049 S**
Eaton et al. (45) **Date of Patent:** **** Dec. 25, 2007**

(54) **BOTTLE**

(75) Inventors: **William Eaton**, Milford, CT (US);
Philip Hague, Chicago, IL (US); **Stacy Thomas**, Chicago, IL (US); **Sergio Gedanke**, Brooklyn, NY (US); **Maria Sebastian**, Mamaroneck, NY (US)

(73) Assignee: **Motts LLP**, Rye Brook, NY (US)

(**) Term: **14 Years**

(21) Appl. No.: **29/266,159**

(22) Filed: **Sep. 15, 2006**

(51) **LOC (8) Cl.** **09-01**

(52) **U.S. Cl.** **D9/522; D9/523; D9/563**

(58) **Field of Classification Search** D9/655-664,
D9/682-694, 715, 718-719, 723-729, 516,
D9/522-523, 527-528, 541-544, 546, 549,
D9/551-552, 561, 563, 565, 567-568, 570,
D9/572-575; 215/12.1-12.2, 13.1, 382-384,
215/396, 398

See application file for complete search history.

(56) **References Cited**

U.S. PATENT DOCUMENTS

D83,641 S * 3/1931 Panopulo D9/575
4,775,078 A * 10/1988 Schick et al. 222/212
5,122,399 A * 6/1992 Farrell et al. 428/34.2
D329,018 S * 9/1992 Granger D9/523
D333,609 S * 3/1993 Beaumont D9/685

5,988,460 A * 11/1999 Brecheisen et al. 222/572
D429,161 S * 8/2000 LePage D9/526
D470,416 S * 2/2003 Blair et al. D9/523
D479,803 S * 9/2003 Alguire et al. D9/523
D487,873 S * 3/2004 Desouza D9/522
D506,674 S * 6/2005 Sumiyoshi et al. D9/522
D508,407 S * 8/2005 Busch et al. D9/522
D522,370 S * 6/2006 Hainaut D9/522
D531,904 S * 11/2006 Sillett et al. D9/516
D531,905 S * 11/2006 Day D9/522
D532,308 S * 11/2006 Davies et al. D9/522

* cited by examiner

Primary Examiner—Carol Rademaker

(74) *Attorney, Agent, or Firm*—Cantor Colburn

(57) **CLAIM**

We claim, the ornamental design for a bottle, as shown and described.

DESCRIPTION

FIG. 1 is a top, front, left side perspective view of a bottle showing our new design;

FIG. 2 is a left side elevational view thereof;


FIG. 3 is a right side elevational view thereof;

FIG. 4 is a front elevational view thereof;

FIG. 5 is a back elevational view thereof; and,

FIG. 6 is a top plan view thereof.

1 Claim, 6 Drawing Sheets



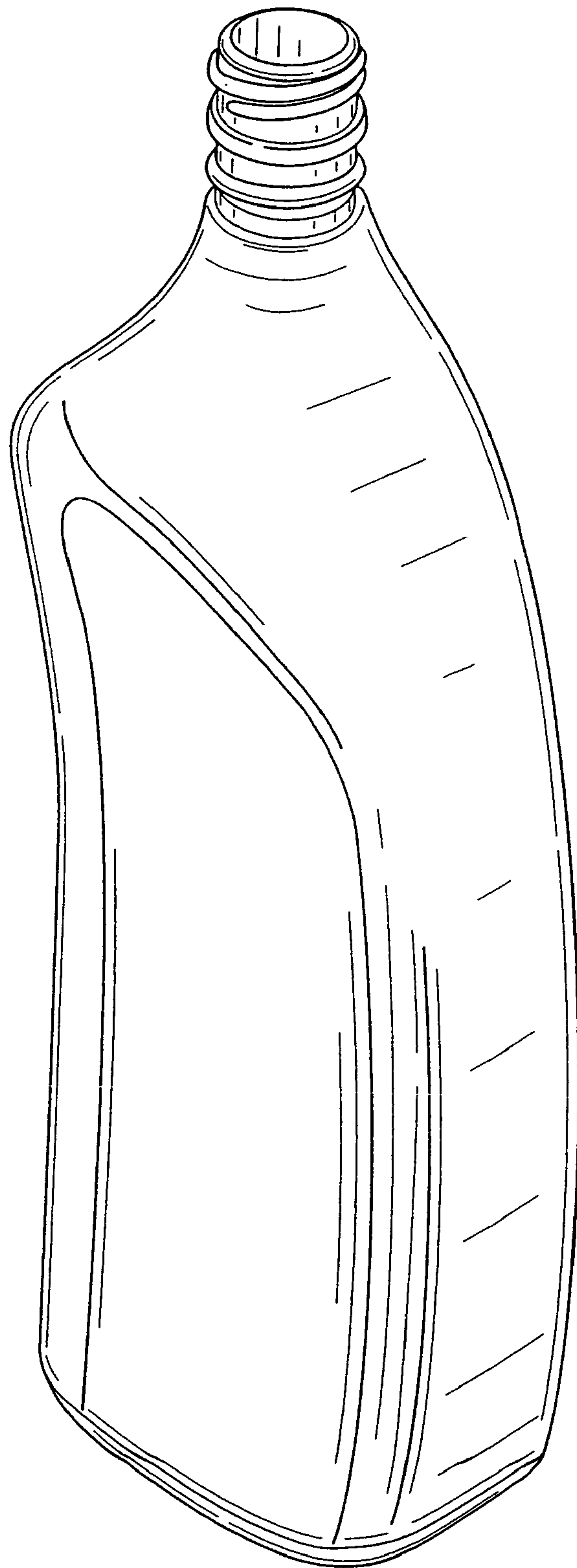


FIG. 1



FIG. 2

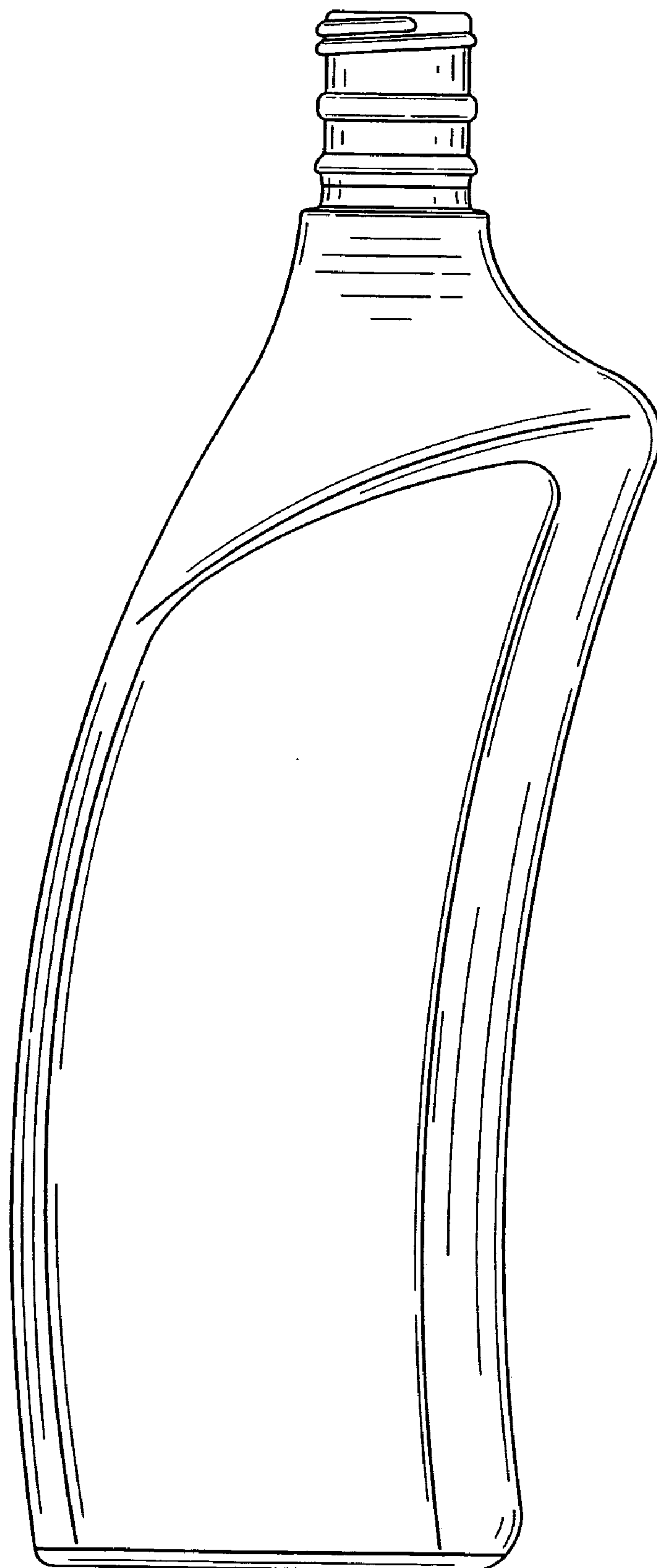


FIG. 3




FIG. 4




FIG. 5

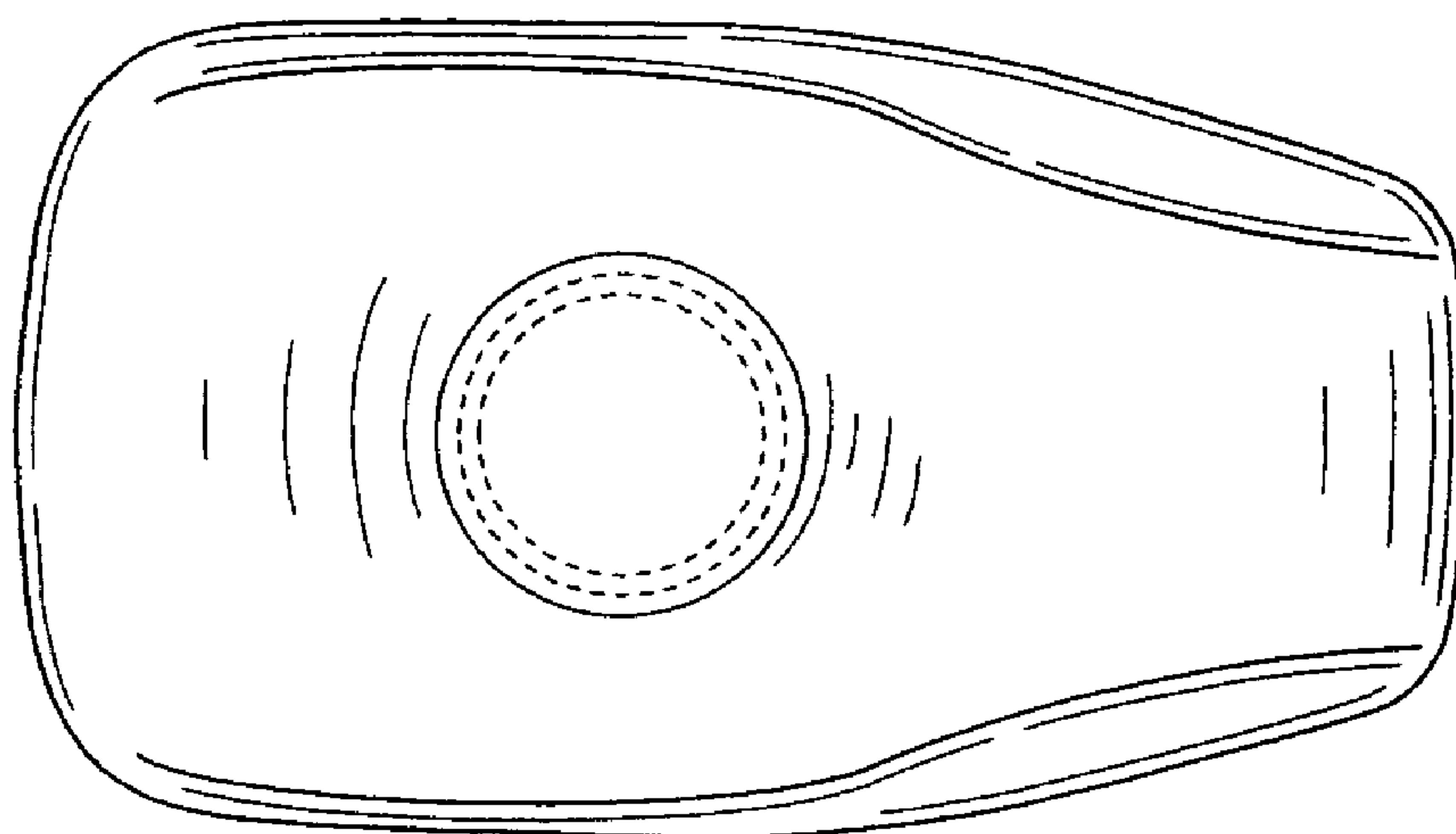


FIG. 6