



US00D558047S

(12) **United States Design Patent**
Pinkstone

(10) **Patent No.:** **US D558,047 S**

(45) **Date of Patent:** **** Dec. 25, 2007**

(54) **CURVACEOUS CARTON**

(75) Inventor: **Felicia A. Pinkstone**, Aston, PA (US)

(73) Assignee: **Altivity Packaging, LLC**, Elk Grove Village, IL (US)

(**) Term: **14 Years**

(21) Appl. No.: **29/288,954**

(22) Filed: **Jun. 28, 2007**

Related U.S. Application Data

(62) Division of application No. 29/247,668, filed on Jun. 30, 2006, now Pat. No. Des. 549,575.

(51) **LOC (8) Cl.** **09-03**

(52) **U.S. Cl.** **D9/430**

(58) **Field of Classification Search** D9/430-433,
D9/414-418, 761; 229/105-106, 108, 108.1,
229/100, 112-113, 115-116, 162.1, 922,
229/938, 182.1; 206/551, 746, 457, 784,
206/822

See application file for complete search history.

(56) **References Cited**

U.S. PATENT DOCUMENTS

2,050,894 A	8/1936	Paige
2,067,998 A	12/1937	Williamson
D183,567 S	9/1958	Hagan
3,126,143 A	3/1964	Hagan
3,369,727 A	2/1968	Wright
3,390,827 A	7/1968	Malby et al.
3,610,514 A	10/1971	Samsing
D244,993 S	7/1977	Drysdale
4,166,565 A	9/1979	Webinger
4,228,899 A	10/1980	Austin, Jr.
4,313,556 A	2/1982	Boyle et al.
D290,345 S	6/1987	Abe
D295,536 S	5/1988	Forbes, Jr.
D296,747 S	7/1988	Johnson

5,000,375 A	3/1991	Farber et al.
5,332,146 A	7/1994	Brauner et al.
D362,619 S	9/1995	Haas
D394,385 S	5/1998	Laughlin
5,855,334 A	1/1999	Abe et al.
5,938,107 A	8/1999	Anchor et al.
6,270,008 B1	8/2001	Kouyoumdjian
D447,689 S	9/2001	Navet et al.
D454,301 S	3/2002	Moldoveanu
D454,305 S	3/2002	Bryan et al.
D454,495 S	3/2002	Bryan et al.
D460,355 S	7/2002	Lenz et al.
D460,689 S	7/2002	Robinson
D460,889 S	7/2002	Ong
D464,566 S	10/2002	Anchor et al.
D468,638 S	1/2003	Nogami et al.
D486,731 S	2/2004	Meeker et al.

(Continued)

Primary Examiner—Robert A. Delehanty

(74) *Attorney, Agent, or Firm*—Armstrong Teasdale LLP

(57)

CLAIM

I claim the ornamental design for a curvaceous carton, as shown and described.

DESCRIPTION

FIG. 1 is a front perspective view of the curvaceous carton of our new design.

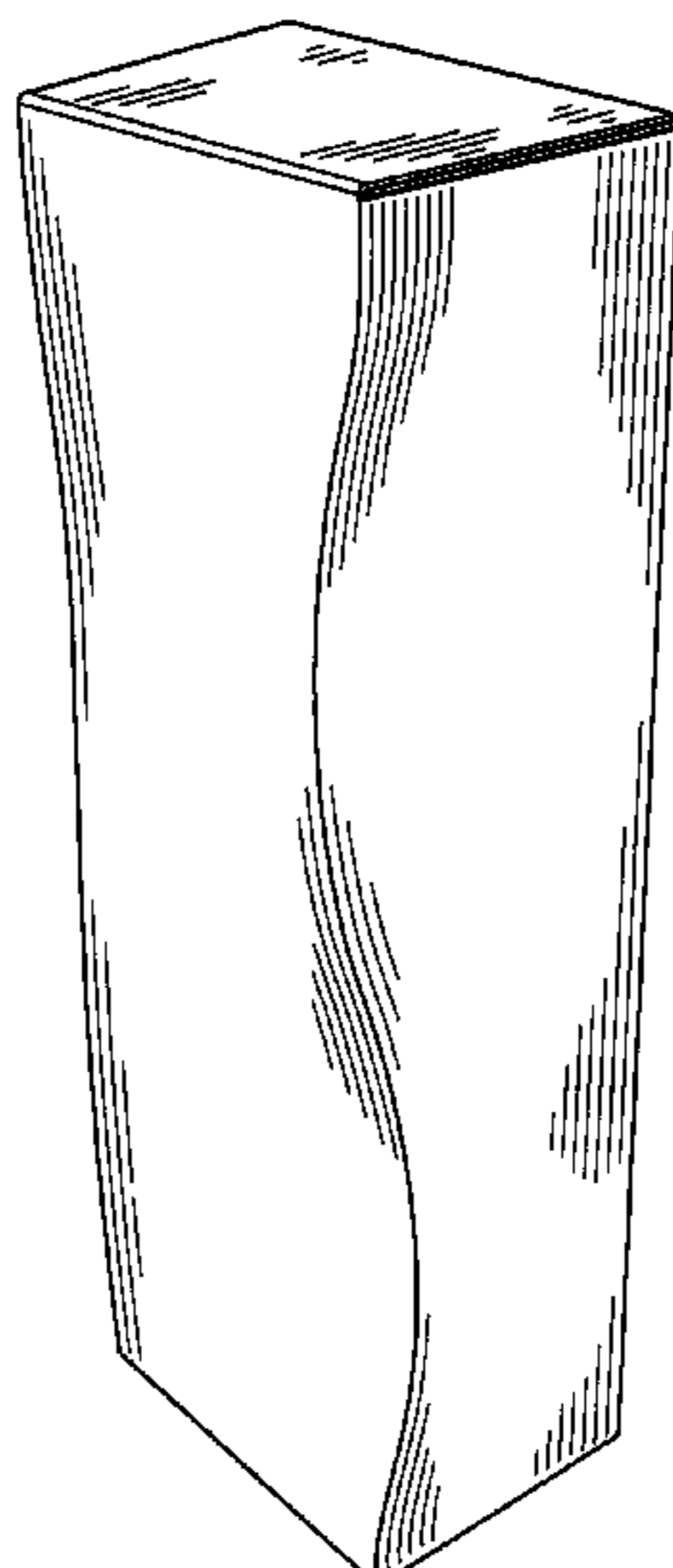
FIG. 2 is a right side elevational view of the carton shown in FIG. 1.

FIG. 3 is a left side elevational view of the carton shown in FIG. 1; and,

FIG. 4 is a rear elevational view of the carton shown in FIG. 1.

The top and the bottom are flat and devoid of surface ornamentation.

1 Claim, 3 Drawing Sheets



US D558,047 S

Page 2

U.S. PATENT DOCUMENTS

D502,871 S	*	3/2005	Ghini et al.	D9/430	D519,832 S	5/2006	Demathieu et al.	
D503,616 S	*	4/2005	Ghini et al.	D9/430	D521,373 S	5/2006	Stanton	
D513,177 S		12/2005	Tachikawa et al.		D521,374 S	*	5/2006	Ghini et al. D9/430
D518,370 S		4/2006	Vanhoutte		D521,376 S		5/2006	Mosto

* cited by examiner

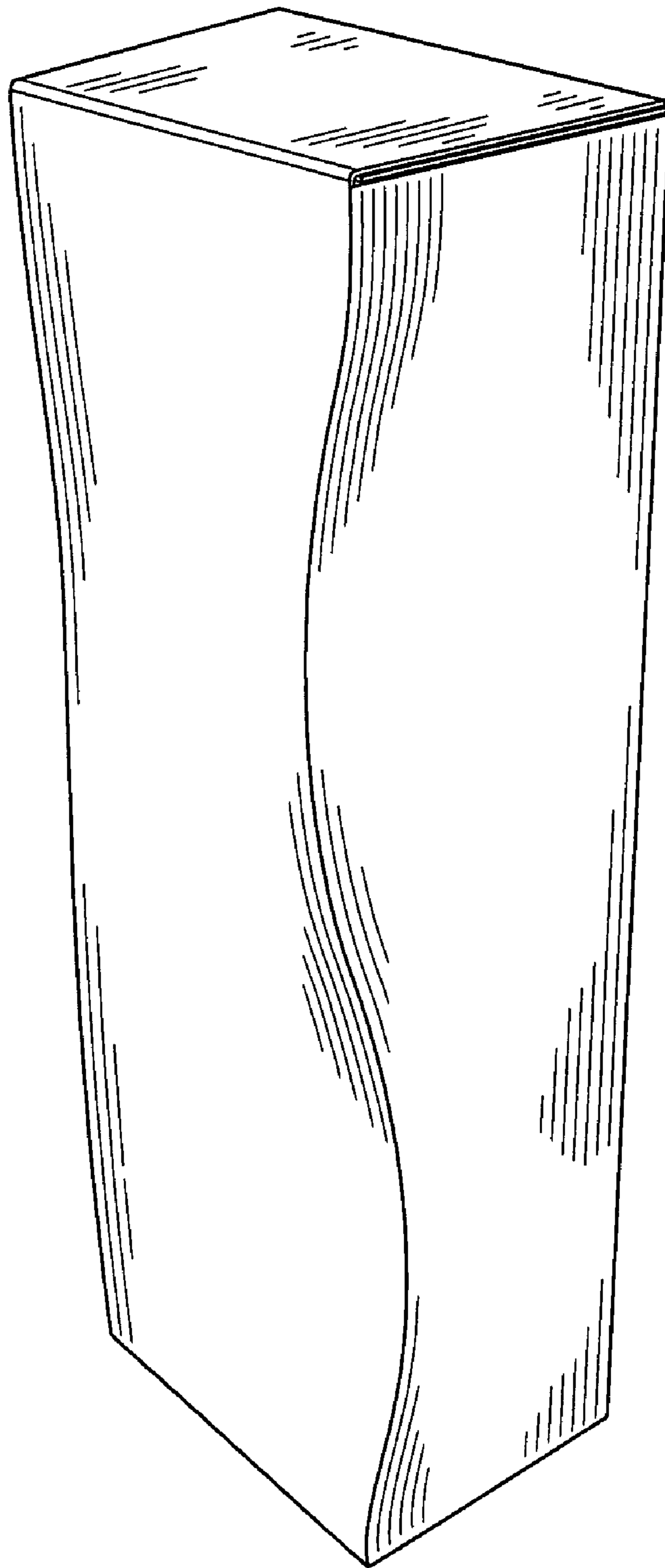


FIG. 1

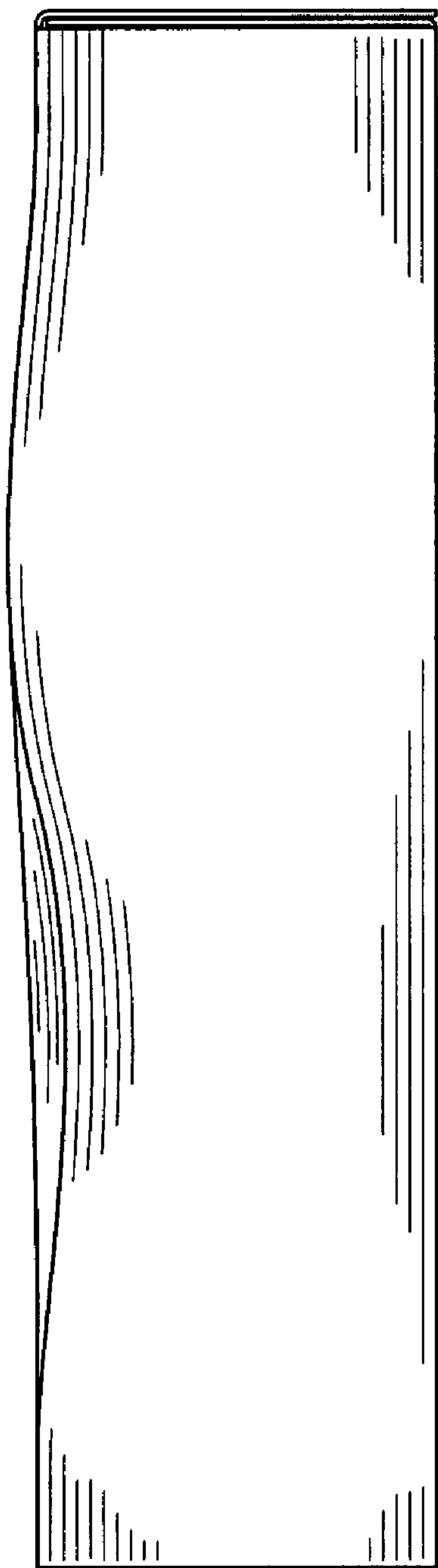


FIG. 2

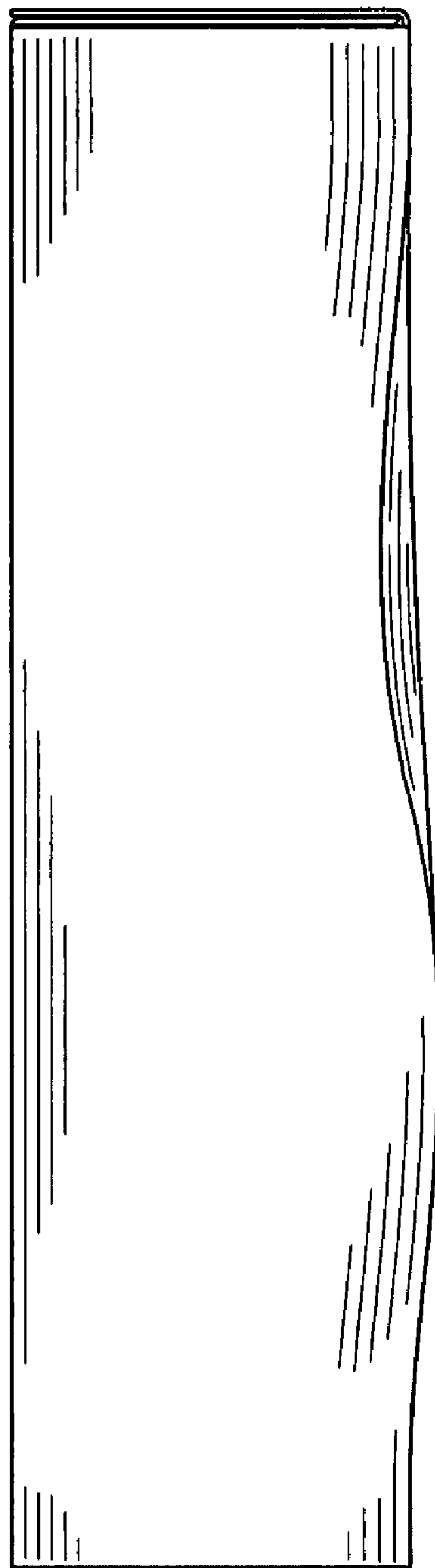


FIG. 3




FIG. 4