



US00D558042S

(12) **United States Design Patent**
Gaudron

(10) **Patent No.:** **US D558,042 S**

(45) **Date of Patent:** **** Dec. 25, 2007**

(54) **ADHESIVE INSERT STUD**

D248,824 S * 8/1978 Imai et al. D8/387
D426,766 S * 6/2000 Burchall et al. D8/387

(75) Inventor: **Paul Gaudron**, Stamford, CT (US)

* cited by examiner

(73) Assignee: **Power Fasteners, Inc.**, Brewster, NY
(US)

Primary Examiner—Holly H. Baynham

Assistant Examiner—Sheryl Friedman

(**) Term: **14 Years**

(74) *Attorney, Agent, or Firm*—Cantor Colburn LLP

(21) Appl. No.: **29/259,527**

(57) **CLAIM**

(22) Filed: **May 10, 2006**

I claim the ornamental design for the adhesive insert stud, as shown and described.

(51) **LOC (8) Cl.** **08-08**

(52) **U.S. Cl.** **D8/387**

(58) **Field of Classification Search** D8/387;
411/378, 393, 402, 403

See application file for complete search history.

DESCRIPTION

FIG. 1 is a side view of an adhesive insert stud, the opposite side being a mirror image thereof;

FIG. 2 is a front view of the adhesive insert stud, the back view being a mirror image thereof;

FIG. 3 is a top view if the adhesive insert stud; and,

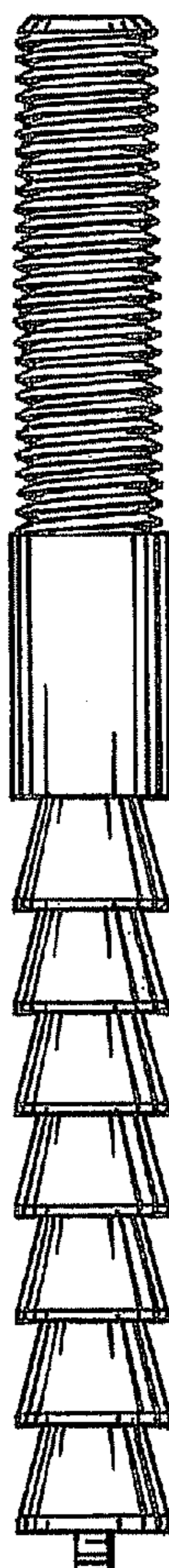
FIG. 4 is a bottom view of the adhesive insert stud.

(56) **References Cited**

U.S. PATENT DOCUMENTS

D222,432 S * 10/1971 Kaufman D8/387
D239,076 S * 3/1976 Murakoshi D8/387
D241,618 S * 9/1976 Toomingas D8/385

1 Claim, 1 Drawing Sheet



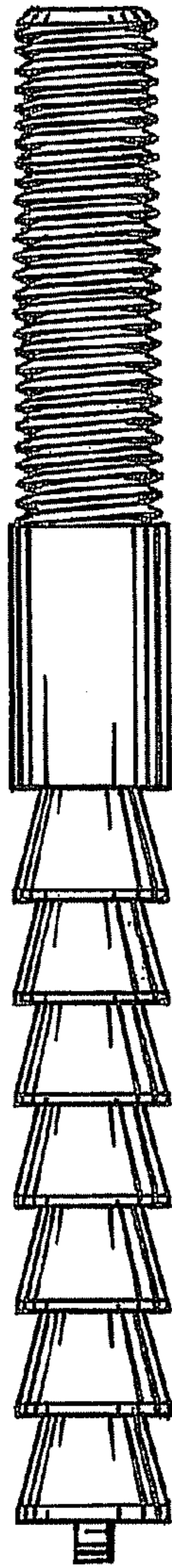


FIG. 1

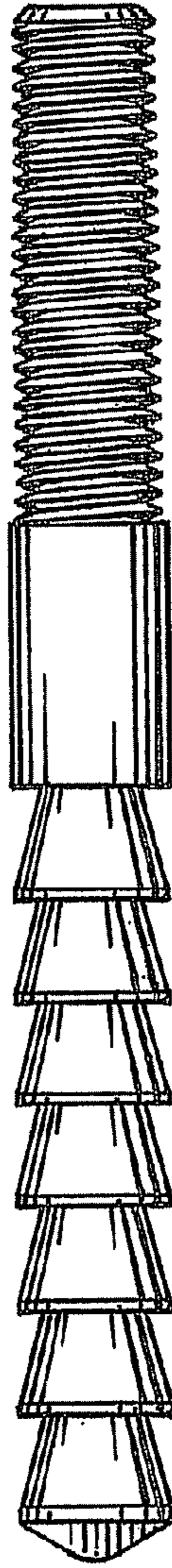


FIG. 2



FIG. 3



FIG. 4