



US00D558026S

(12) **United States Design Patent**  
**Luo**

(10) **Patent No.:** **US D558,026 S**

(45) **Date of Patent:** **\*\* Dec. 25, 2007**

(54) **FINGERPRINT LOCK**

2005/0036665 A1\* 2/2005 Higuchi ..... 382/124

(76) Inventor: **Xianhao Luo**, No. 10 Yile Boulevard,  
Jiayi Road #401 Haizhu District,  
Guangzhou (CN)

\* cited by examiner

*Primary Examiner*—Mitchell Siegel  
(74) *Attorney, Agent, or Firm*—Global IP Services; Tianhua  
Gu

(\*\*) Term: **14 Years**

(21) Appl. No.: **29/247,809**

(57) **CLAIM**

(22) Filed: **Jul. 13, 2006**

The ornamental design for a fingerprint lock, as shown and  
described.

(51) **LOC (8) Cl.** ..... **08-07**

(52) **U.S. Cl.** ..... **D8/338**

(58) **Field of Classification Search** ..... D8/330–348,  
D8/308; 340/5.33, 5.83; 70/277, 107, 279.1,  
70/218, 278.1; 713/186; 292/169, 32, 137,  
292/333; 382/124

See application file for complete search history.

**DESCRIPTION**

FIG. 1 is a front view of a fingerprint lock showing the  
present new design;

FIG. 2 is a top view thereof;

FIG. 3 is a bottom view thereof;

FIG. 4 is a left side view thereof;

FIG. 5 is a right side view thereof;

FIG. 6 is a back view thereof;

FIG. 7 is a right perspective view thereof; and,


FIG. 8 is a right perspective view thereof when the cover of  
the fingerprint lock is open.

(56) **References Cited**

**U.S. PATENT DOCUMENTS**

5,245,329	A *	9/1993	Gokcebay	.....	340/5.33
5,987,945	A *	11/1999	Ruano Aramburu	.....	70/277
6,041,410	A *	3/2000	Hsu et al.	.....	713/186
6,733,050	B1 *	5/2004	Yao	.....	292/169
D501,131	S *	1/2005	Oskamp et al.	.....	D8/331
D502,859	S *	3/2005	Peng et al.	.....	D8/331

**1 Claim, 3 Drawing Sheets**








FIG. 2

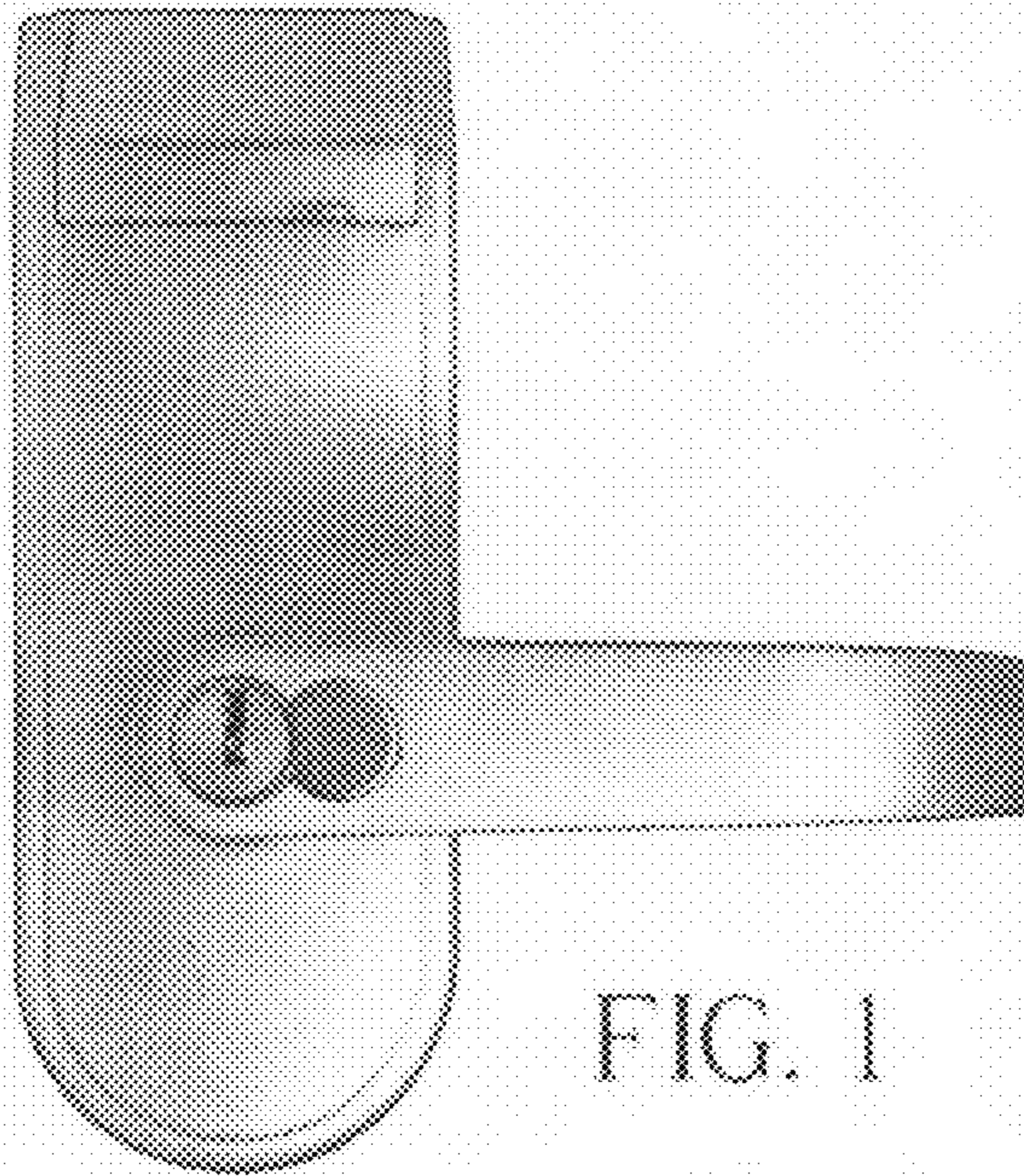


FIG. 1




FIG. 3



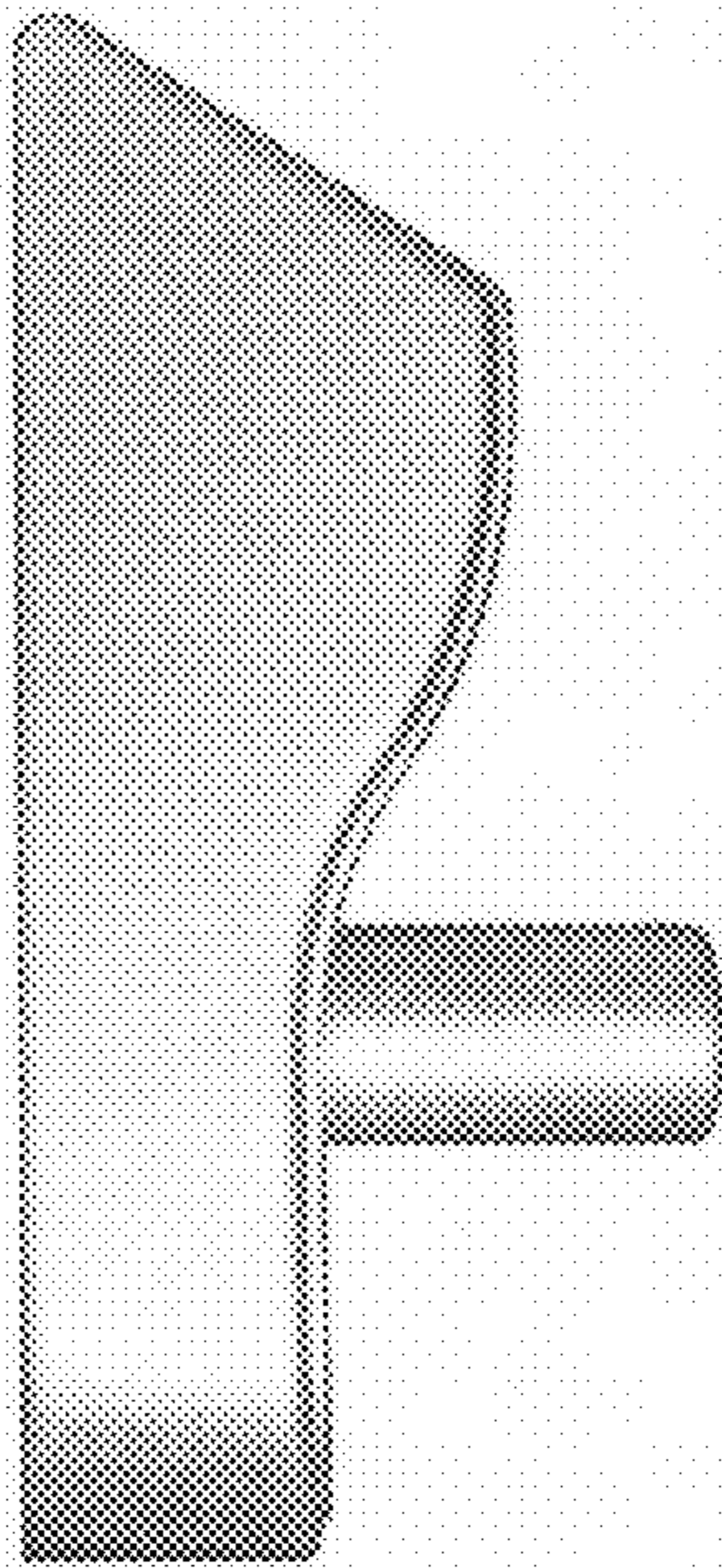


FIG. 4




FIG. 5

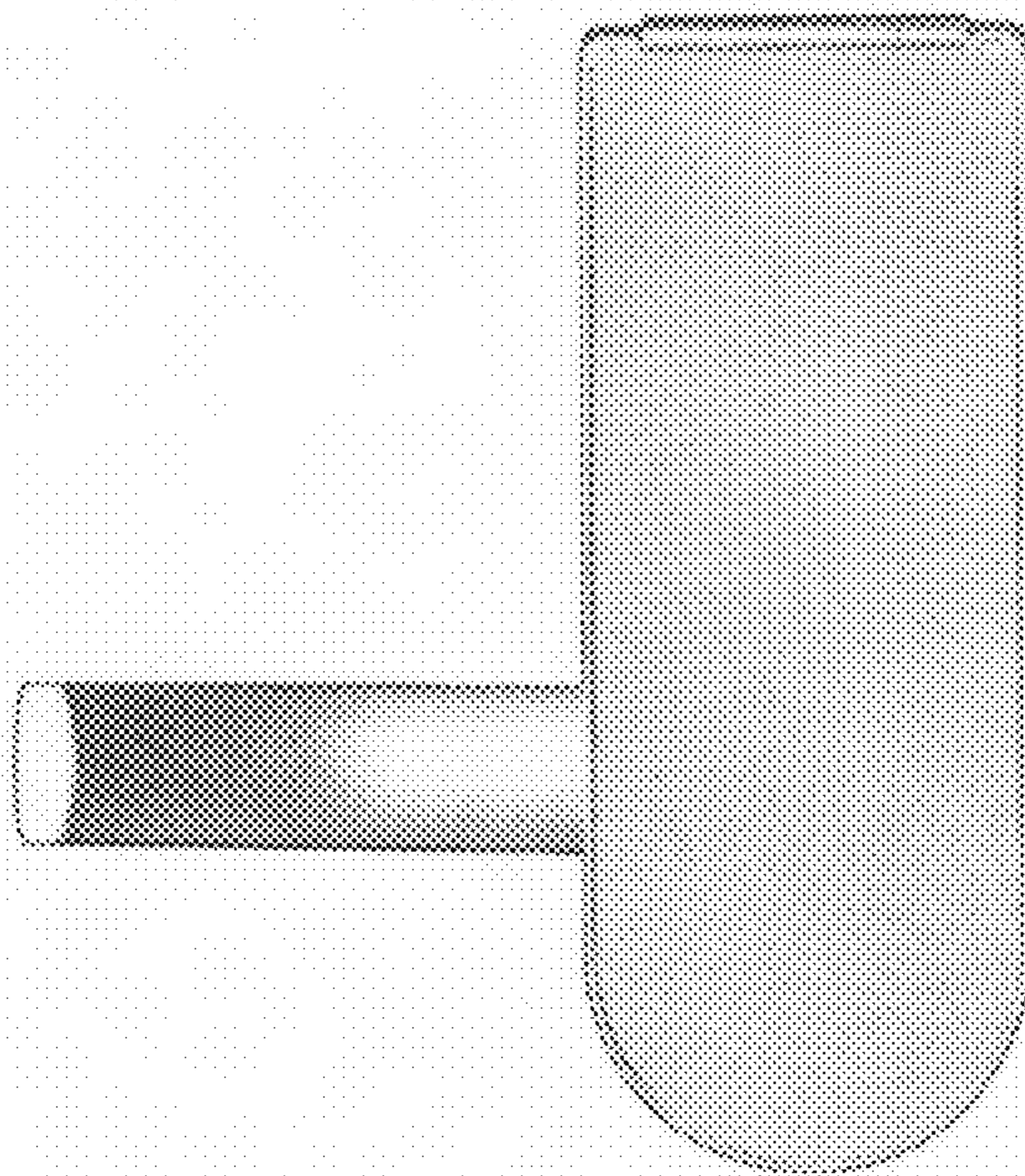


FIG. 6






FIG. 7




FIG. 8