

US00D558022S

(12) **United States Design Patent**  
**McLean et al.**

(10) **Patent No.:** **US D558,022 S**

(45) **Date of Patent:** **\*\* Dec. 25, 2007**

(54) **MULTI-PURPOSE KNIFE**

(75) Inventors: **Mark McLean**, Spokane, WA (US);  
**Don Kaschmitter**, Davenport, WA (US)

(73) Assignee: **Buck Knives**, San Diego, CA (US)

(\*\*) Term: **14 Years**

(21) Appl. No.: **29/250,205**

(22) Filed: **Nov. 6, 2006**

(51) **LOC (8) Cl.** ..... **08-03**

(52) **U.S. Cl.** ..... **D8/99**

(58) **Field of Classification Search** ..... D8/98,  
D8/99, 100, 107; 30/155, 156, 157, 158,  
30/159, 160, 161; D22/118  
See application file for complete search history.

(56) **References Cited**

**U.S. PATENT DOCUMENTS**

D361,254 S *	8/1995	Silberstein	.....	D8/99
5,628,117 A *	5/1997	Glesser	.....	30/298.4
D399,403 S *	10/1998	Pohl	.....	D8/99
D407,291 S *	3/1999	Knoop	.....	D8/99
D414,671 S *	10/1999	Halligan	.....	D8/99
D432,889 S *	10/2000	Chu	.....	D8/99
6,223,372 B1 *	5/2001	Barber	.....	7/118
6,594,906 B1 *	7/2003	Sakai et al.	.....	30/155

D484,770 S *	1/2004	Green	.....	D8/99
D520,842 S *	5/2006	Pohl	.....	D8/99
D533,427 S *	12/2006	Barber et al.	.....	D8/99

\* cited by examiner

*Primary Examiner*—Philip S. Hyder

(74) *Attorney, Agent, or Firm*—Townsend and Townsend and Crew LLP

(57) **CLAIM**

The ornamental design for the multi-purpose knife, as shown and described.

**DESCRIPTION**

FIG. 1 is a front perspective view of a multi-purpose knife as claimed herein;

FIG. 2 is a left side elevational view of the multi-purpose knife;

FIG. 3 is a right side elevational view of the multi-purpose knife;

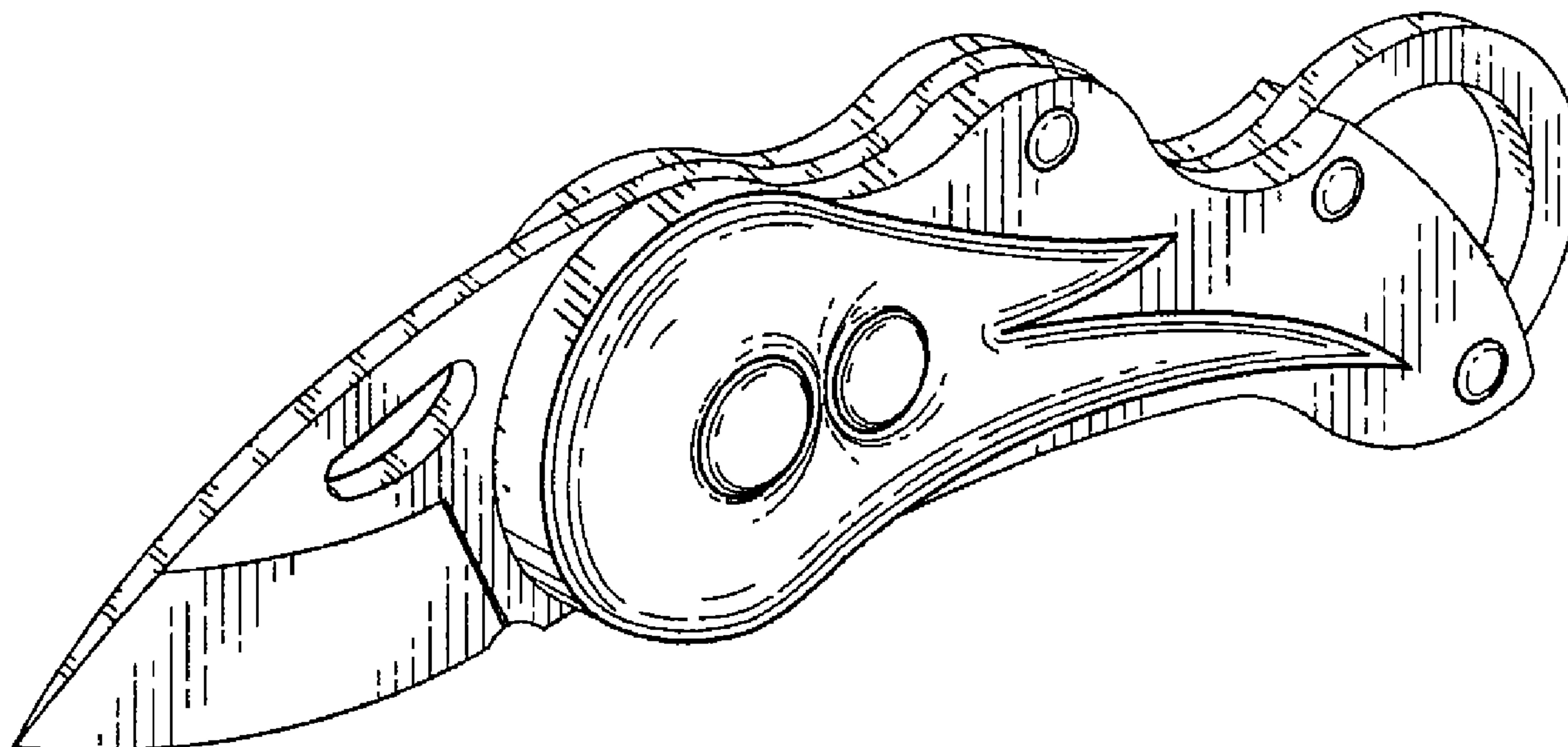
FIG. 4 is a top plan view of the multi-purpose knife;

FIG. 5 is a bottom plan view of the multi-purpose knife;

FIG. 6 is a front elevational view of the multi-purpose knife; and,

FIG. 7 is a rear elevational view of the multi-purpose knife.

**1 Claim, 4 Drawing Sheets**



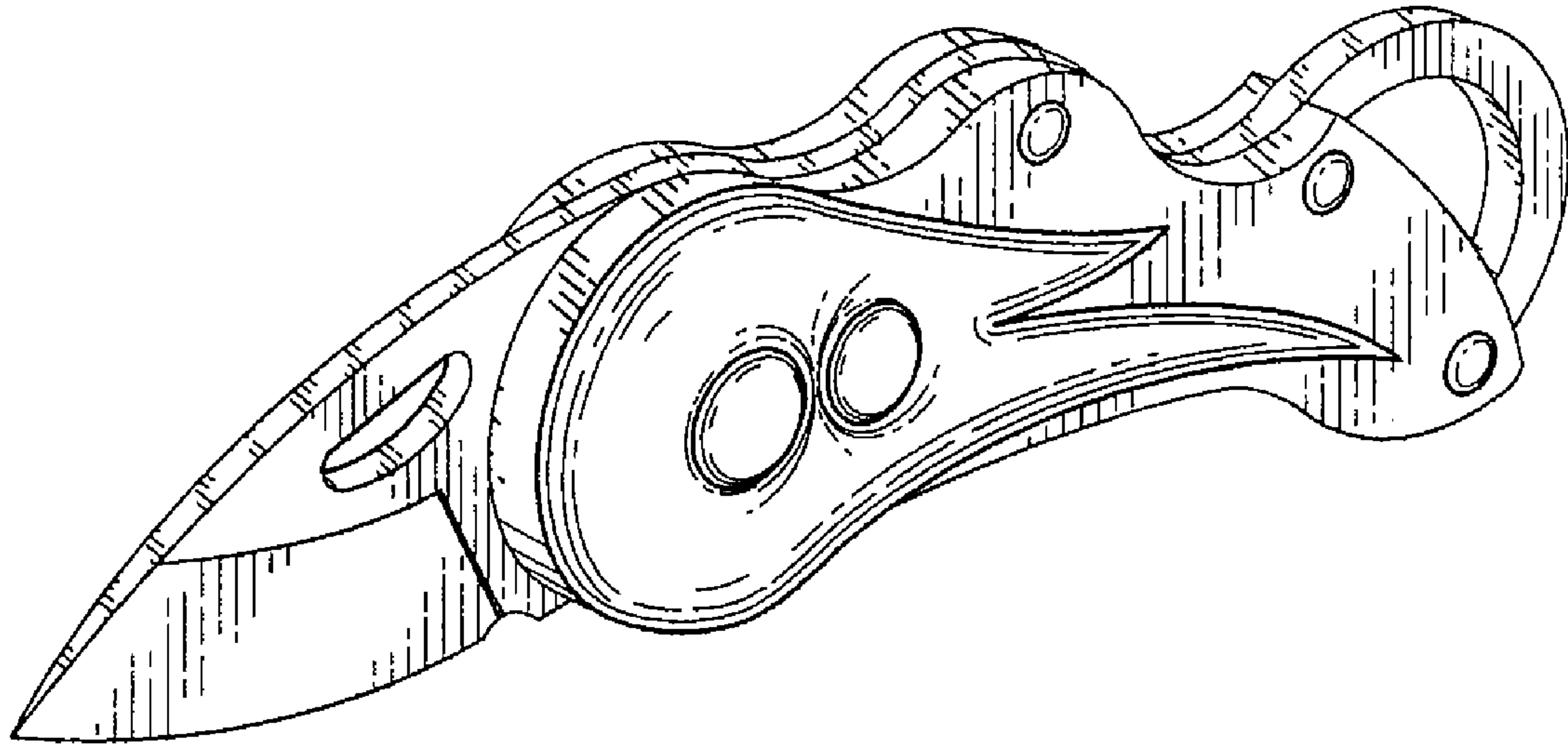


FIG. 1

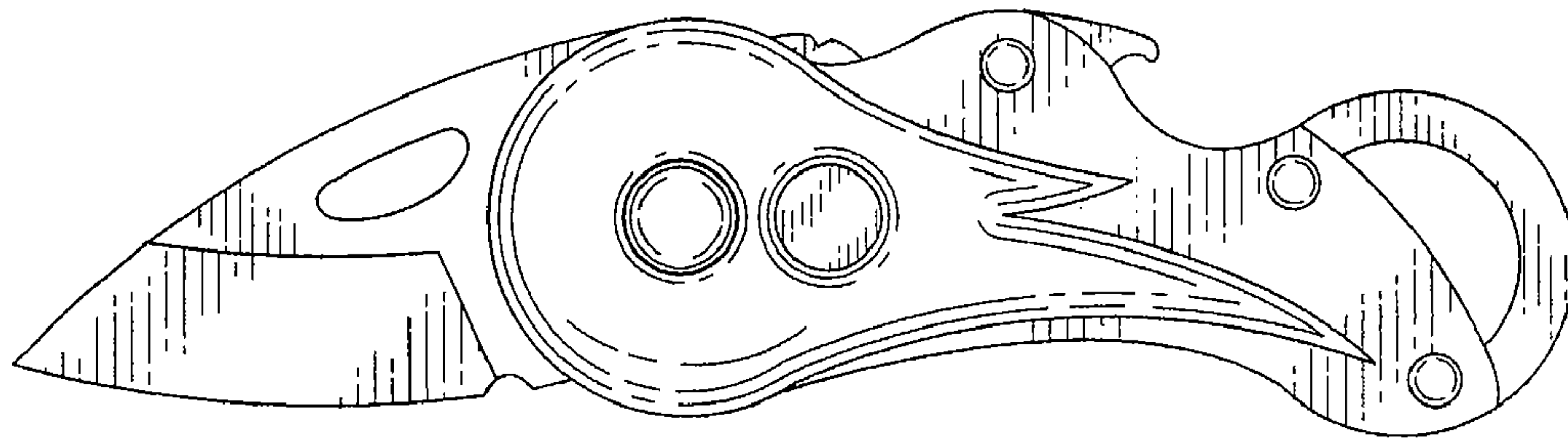


FIG. 2

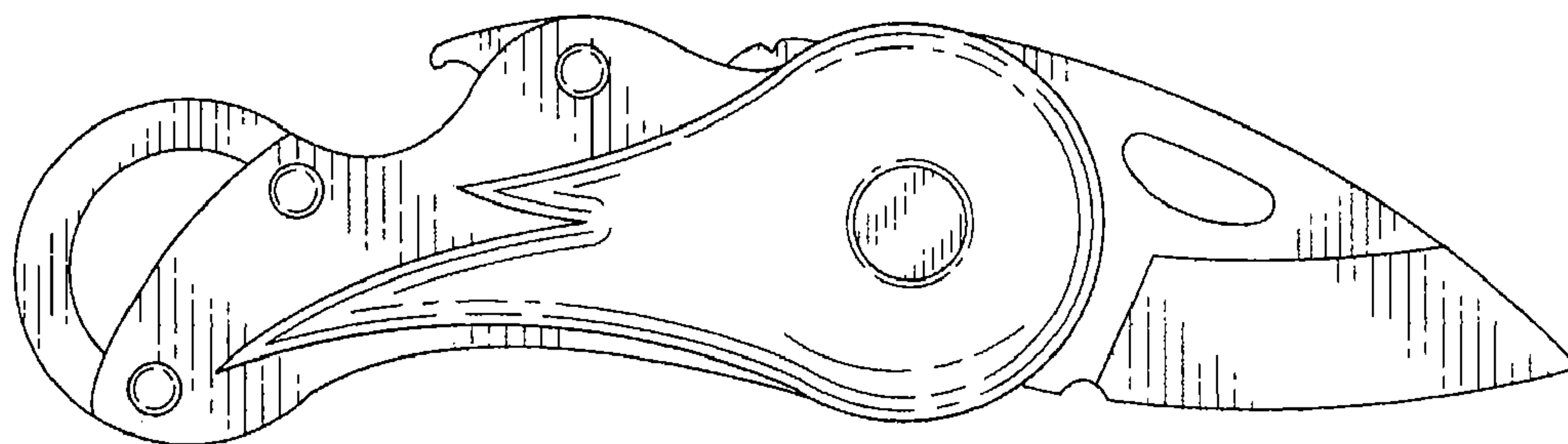


FIG. 3

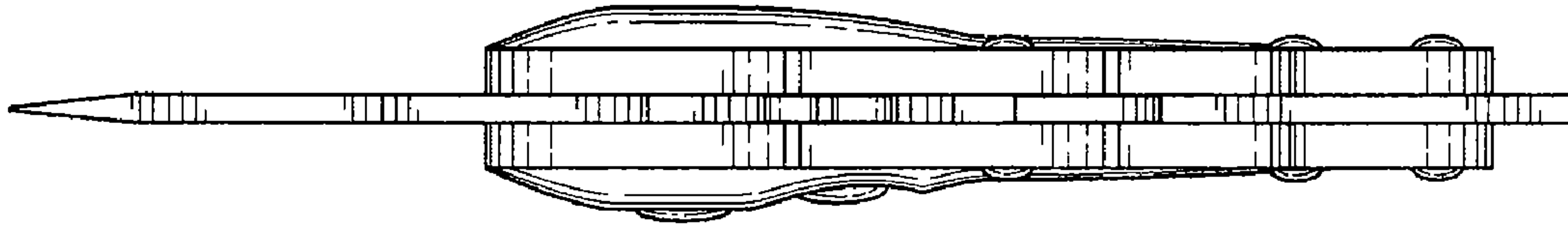


FIG. 4

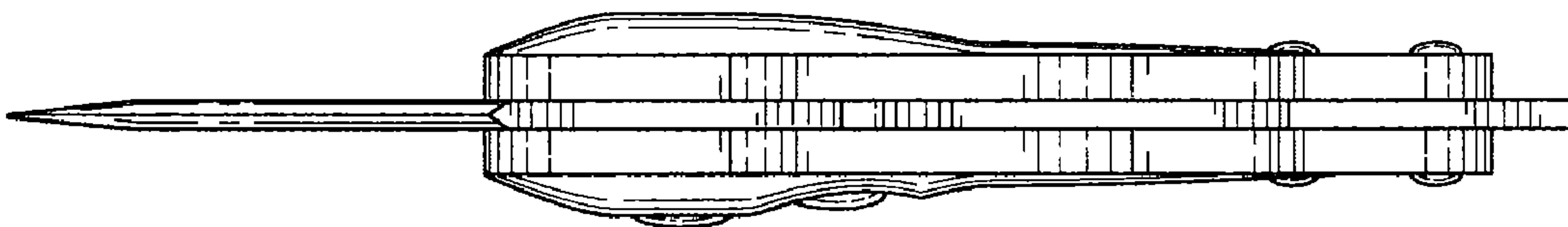


FIG. 5

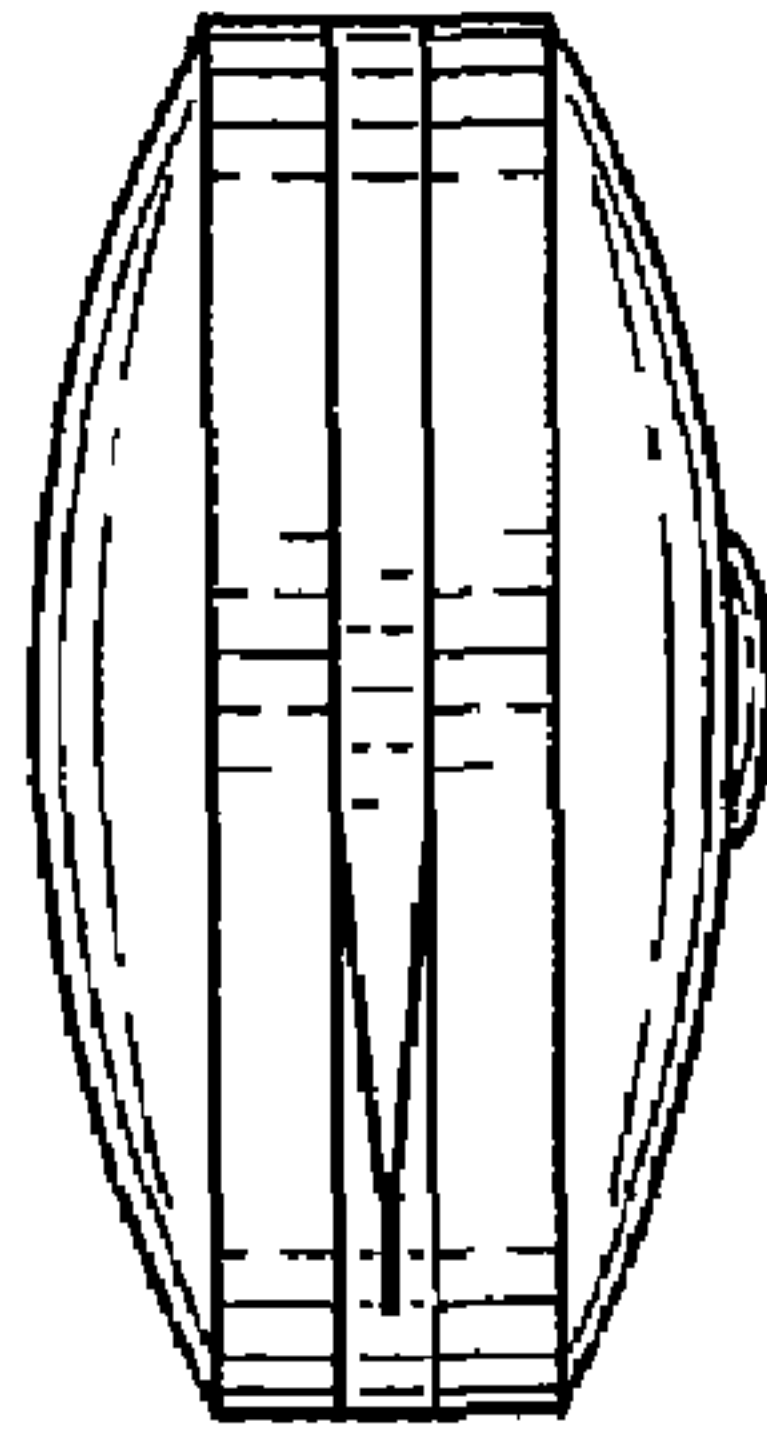


FIG. 6

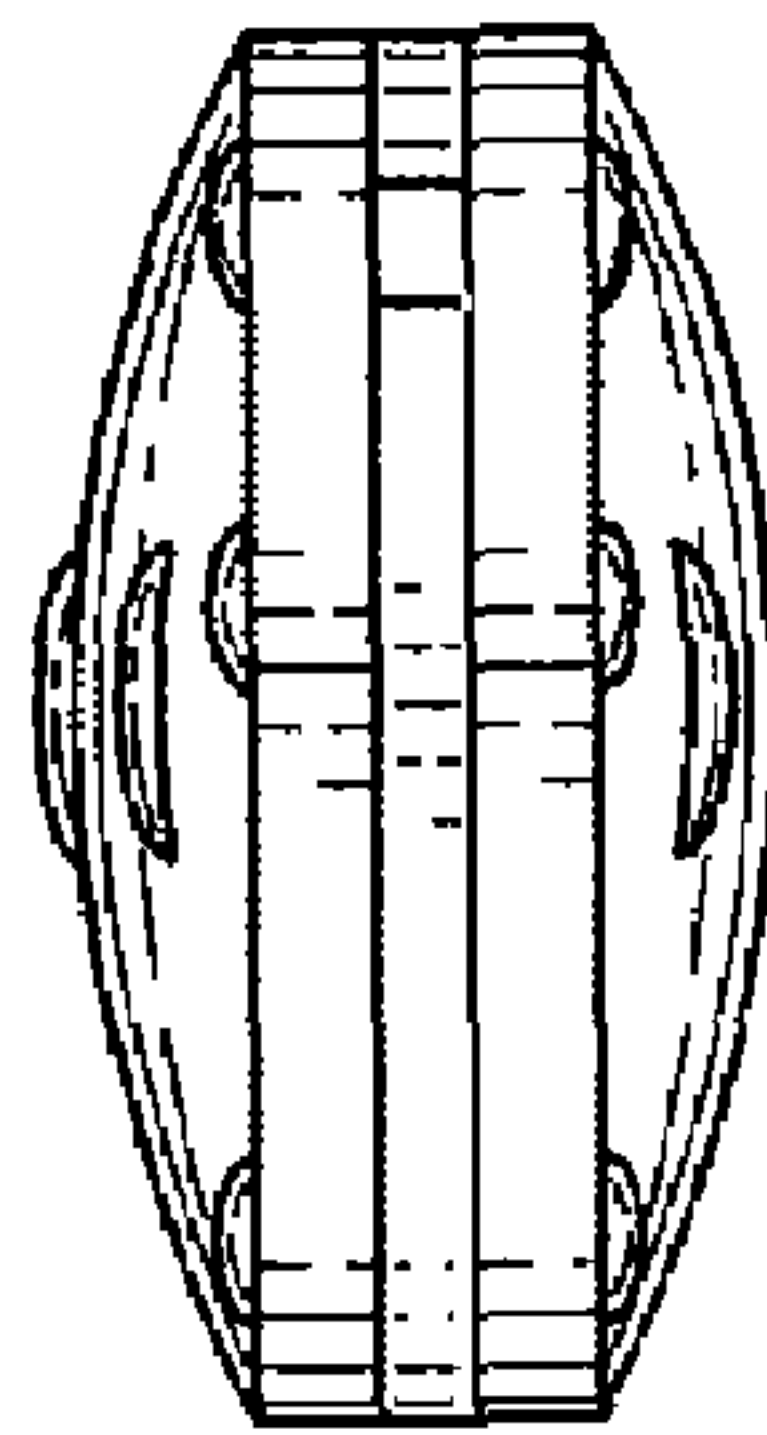


FIG. 7