



US00D558016S

(12) **United States Design Patent**
Aglassinger

(10) **Patent No.:** **US D558,016 S**

(45) **Date of Patent:** **** Dec. 25, 2007**

(54) **ANGLE GRINDER**

(75) **Inventor:** **Hans-Peter Aglassinger**, Esslingen
(DE)

(73) **Assignee:** **Robert Bosch GmbH**, Stuttgart (DE)

(**) **Term:** **14 Years**

(21) **Appl. No.:** **29/250,282**

(22) **Filed:** **Nov. 9, 2006**

(30) **Foreign Application Priority Data**

Jul. 17, 2006 (EM) 000562087

(51) **LOC (8) Cl.** **08-01**

(52) **U.S. Cl.** **D8/62**

(58) **Field of Classification Search** D8/69,
D8/67, 62, 61; 451/359, 358, 357, 356, 354,
451/353, 351, 344, 294; 173/168

See application file for complete search history.

(56) **References Cited**

U.S. PATENT DOCUMENTS

D255,417 S *	6/1980	Sakamoto et al.	D8/62
D297,907 S *	10/1988	Hoshimo et al.	D8/62
5,201,146 A *	4/1993	Fushiya	451/358
6,132,301 A *	10/2000	Kaiser	451/450
D434,296 S *	11/2000	Ogasawara	D8/62
6,241,594 B1 *	6/2001	Lepold	451/359
D453,288 S *	2/2002	Lui	D8/62
D475,263 S *	6/2003	Andriolo	D8/62
D479,679 S *	9/2003	Wright	D8/62

D494,827 S *	8/2004	Liu	D8/62
D498,653 S *	11/2004	Wu	D8/62
D521,833 S *	5/2006	Okuda et al.	D8/62
D522,334 S *	6/2006	Waldron	D8/62
D522,827 S *	6/2006	Corcoran	D8/62
D523,308 S *	6/2006	Corcoran	D8/62
D524,129 S *	7/2006	Waldron	D8/62
D544,325 S *	6/2007	Wright	D8/62
D545,156 S *	6/2007	Waldron	D8/62
D548,034 S *	8/2007	Hayakawa et al.	D8/62

* cited by examiner

Primary Examiner—Cathron C. Brooks

Assistant Examiner—Austin Murphy

(74) *Attorney, Agent, or Firm*—Michael J. Striker

(57) **CLAIM**

The ornamental design for an angle grinder, as shown and described.

DESCRIPTION

FIG. 1 is a top perspective view of an angle grinder showing my new design;

FIG. 2 is a side view thereof;

FIG. 3 is the opposite side view of FIG. 2 thereof;

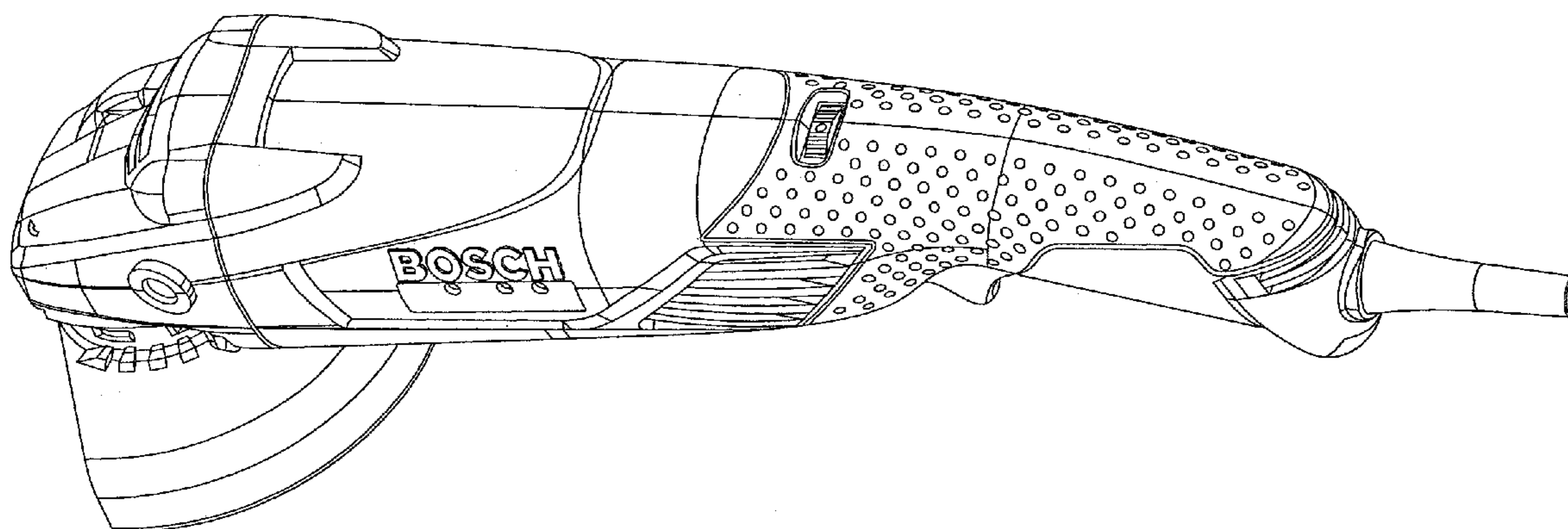
FIG. 4 is a front view thereof;

FIG. 5 is a rear view thereof;

FIG. 6 is a top view thereof; and,

FIG. 7 is a bottom view thereof.

1 Claim, 4 Drawing Sheets



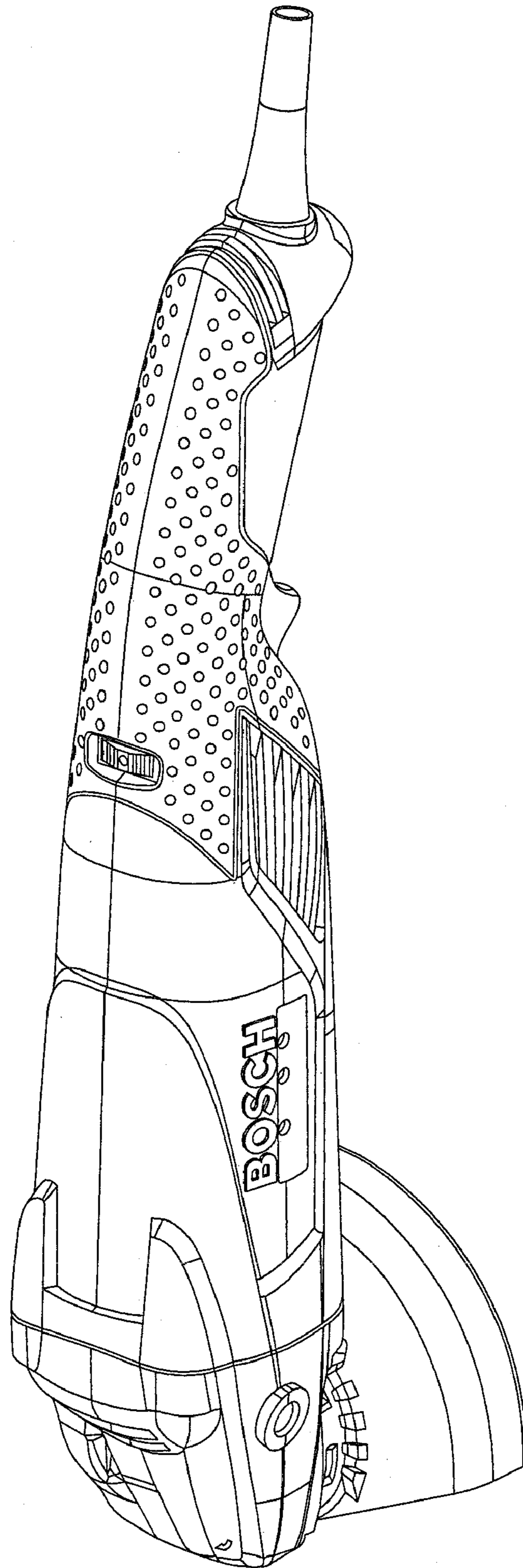


FIG. 1

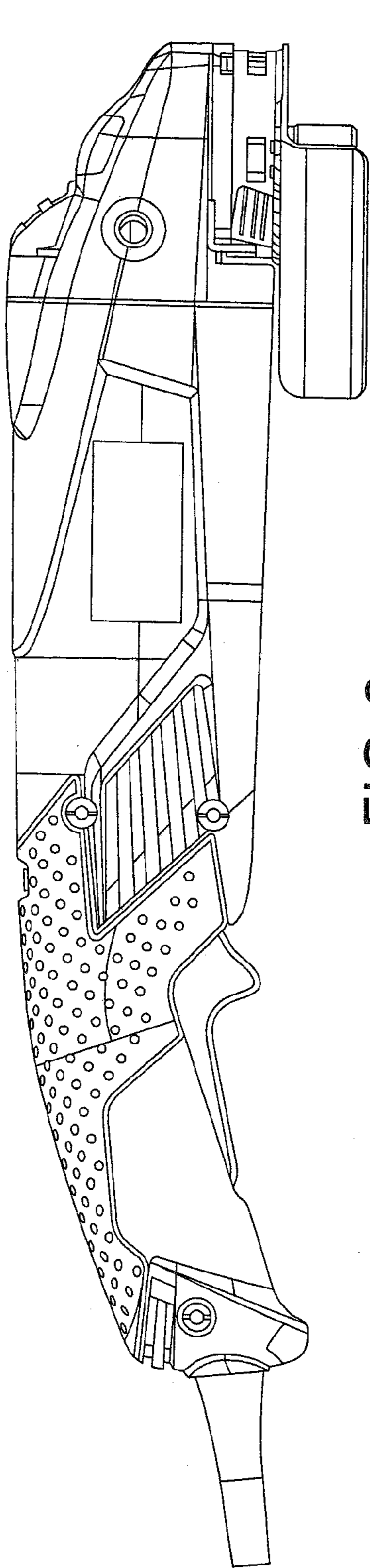


FIG. 2

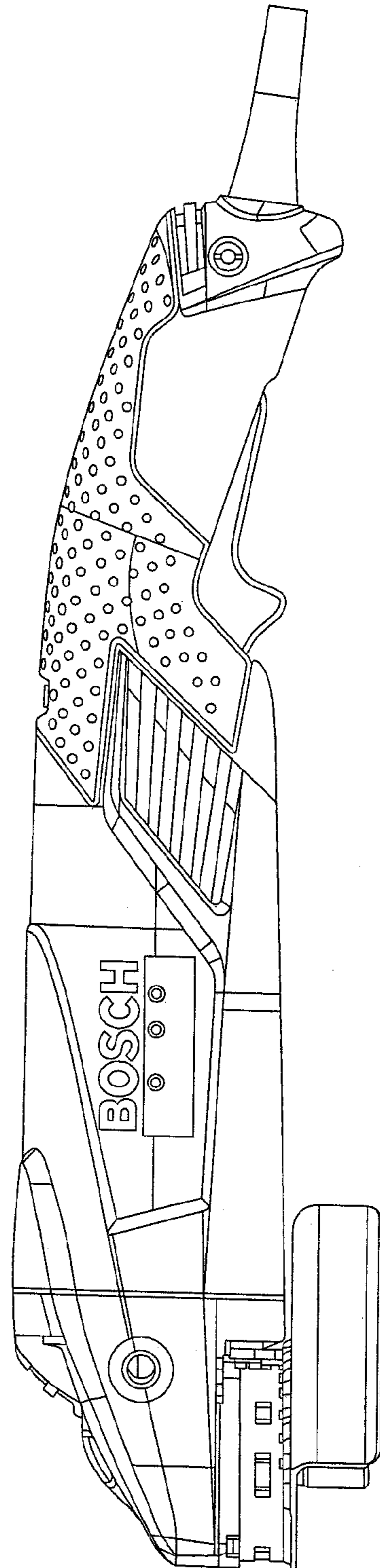


FIG. 3

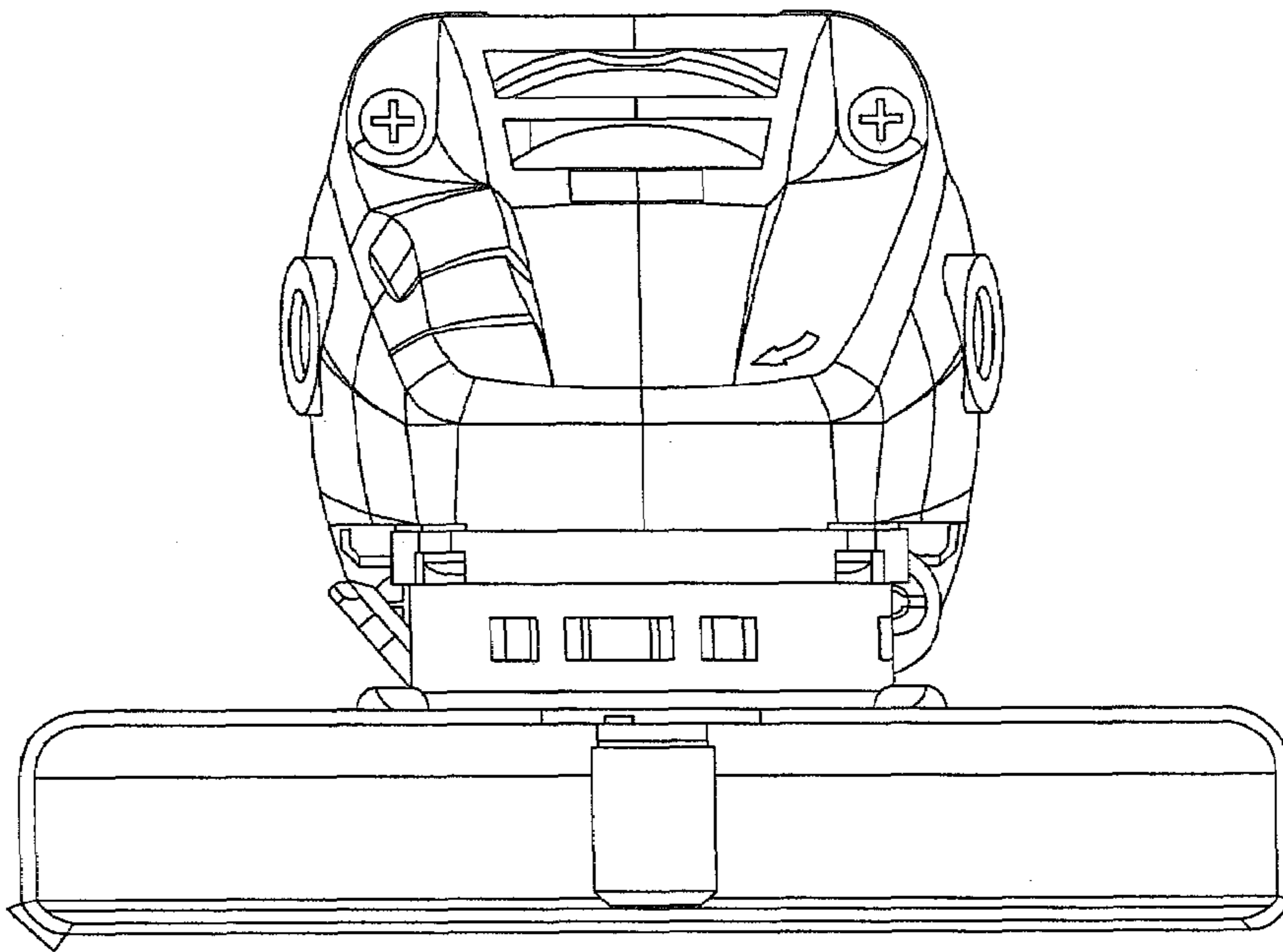


FIG. 4

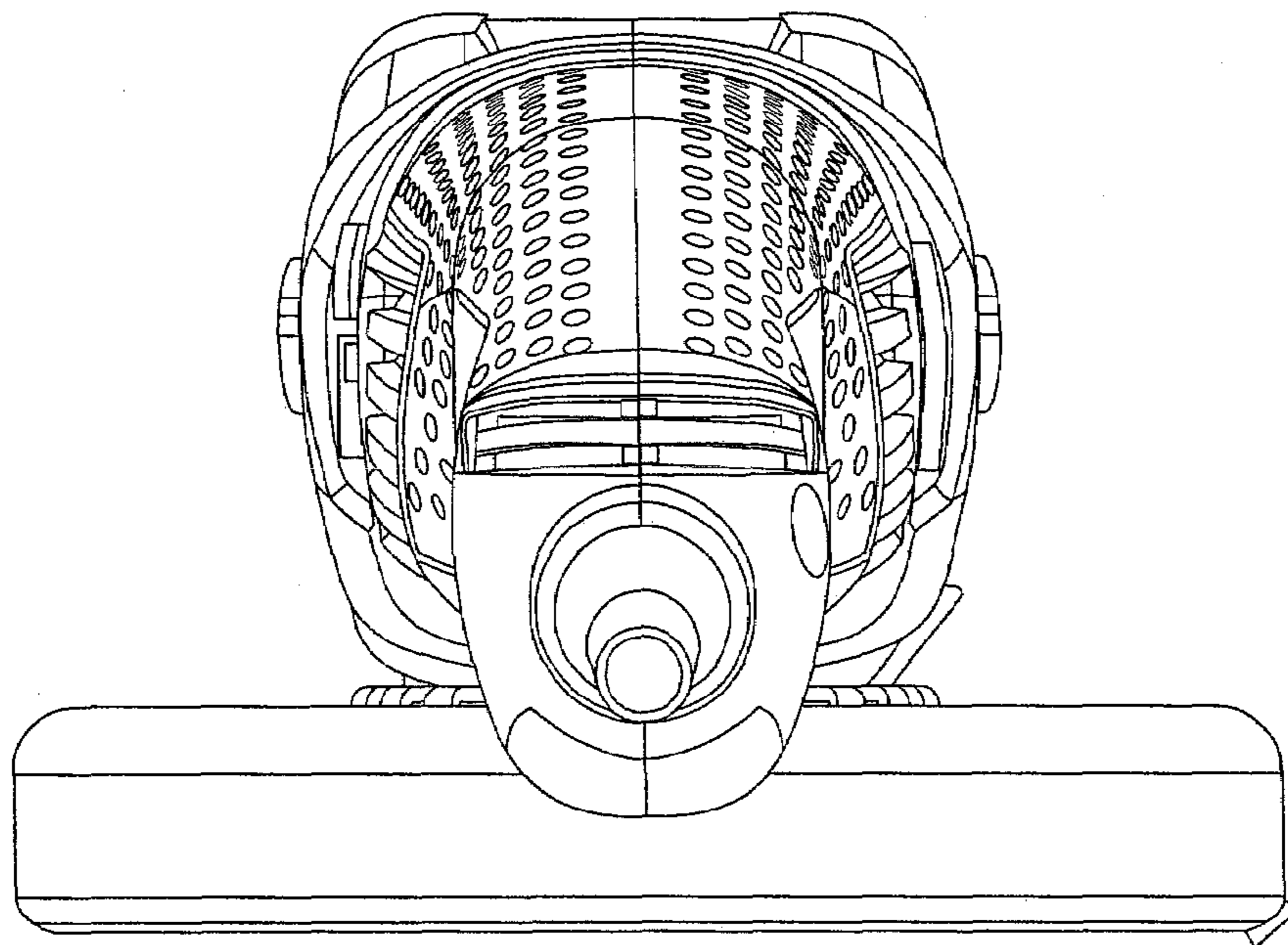


FIG. 5

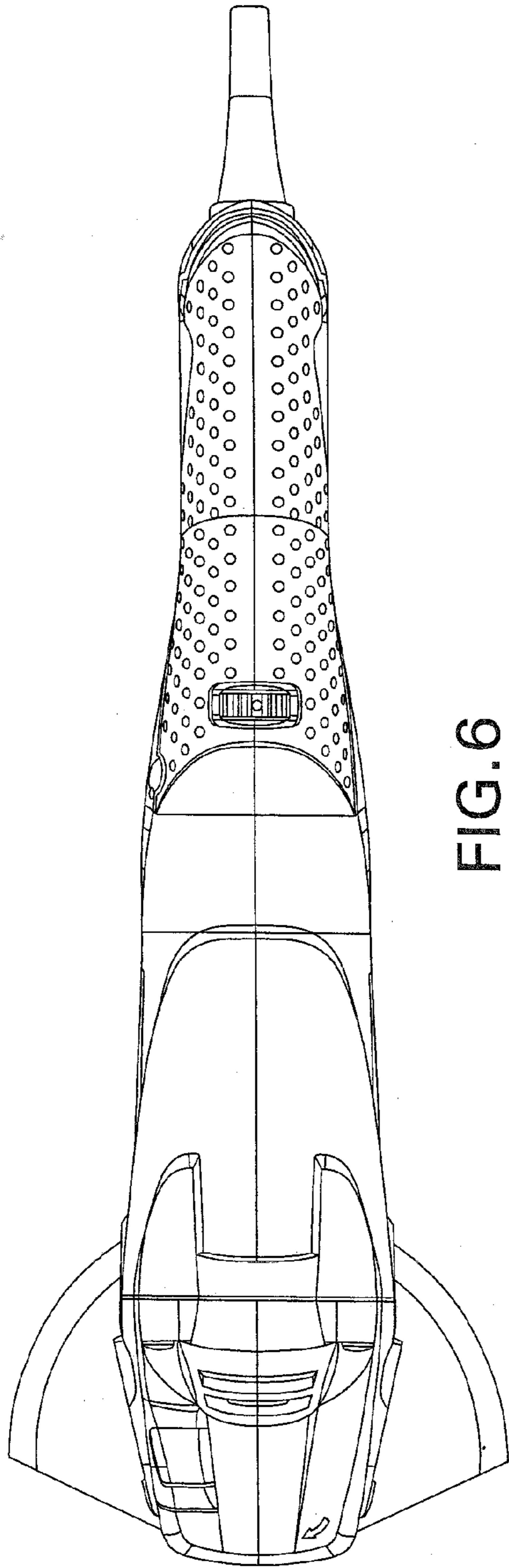


FIG. 6

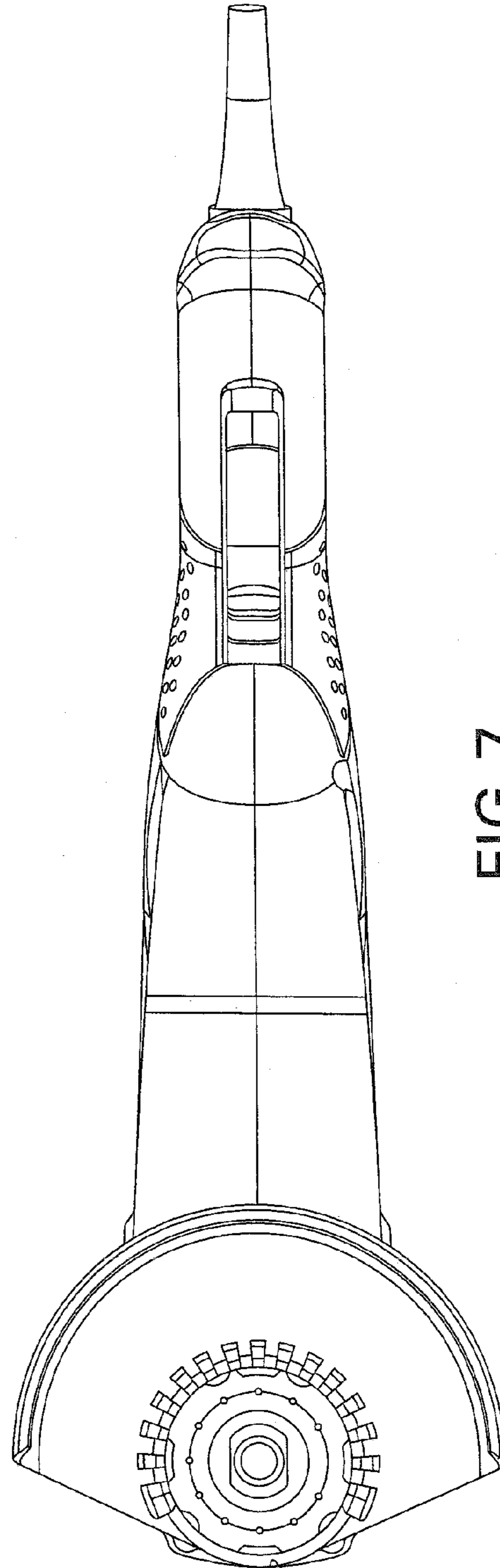


FIG. 7