



US00D558013S

(12) **United States Design Patent**
Sykes, II

(10) **Patent No.:** **US D558,013 S**

(45) **Date of Patent:** **** Dec. 25, 2007**

(54) **ADJUSTABLE LOCKING TONGS FOR GRIPPING HORSESHOES HAVING DIFFERENT THICKNESSES**

(76) **Inventor:** **Phillip H. Sykes, II**, 195 Sykes Trail, Riegelwood, NC (US) 28456

(**) **Term:** **14 Years**

(21) **Appl. No.:** **29/224,722**

(22) **Filed:** **Mar. 7, 2005**

(51) **LOC (8) Cl.** **08-05**

(52) **U.S. Cl.** **D8/52**

(58) **Field of Classification Search** D8/51, D8/52, 55, 58; D30/134, 147, 158; 30/191-193; 81/300, 318-323, 350-355, 415-419; 168/45, 168/47, 48.1, 48.2; 254/18, 22, 26 R
See application file for complete search history.

(56) **References Cited**

U.S. PATENT DOCUMENTS

166,971	A *	8/1875	Donner	168/45
227,243	A *	5/1880	Graham	168/45
260,837	A	7/1882	Brüning		
512,228	A *	1/1894	Seeliger	168/45
550,981	A *	12/1895	Laube	254/22
980,861	A *	1/1911	Blake	168/45
1,090,020	A *	3/1914	Broadbrooks	168/45
1,144,738	A *	6/1915	Stubkjare	30/193
1,452,545	A *	4/1923	Bradley	254/22
D172,591	S *	7/1954	Gauthier	D8/52

4,130,938	A *	12/1978	Uhlmann	30/192
4,433,569	A	2/1984	Santinelli		
4,663,847	A	5/1987	Van Horn		
4,696,346	A	9/1987	Ryan		
D349,636	S *	8/1994	White et al.	D8/52
6,591,917	B2	7/2003	Clough et al.		

* cited by examiner

Primary Examiner—Alan P. Douglas

Assistant Examiner—Deanna Fluegeman

(74) *Attorney, Agent, or Firm*—Donald R. Schoonover

(57) **CLAIM**

I claim the ornamental design for an adjustable locking tongs for gripping horseshoes having different thicknesses, as shown and described.

DESCRIPTION

FIG. 1 is a perspective view of an adjustable locking tongs for gripping horseshoes having different thicknesses showing my new design;

FIG. 2 is a front elevational view thereof;

FIG. 3 is a rear elevational view thereof;

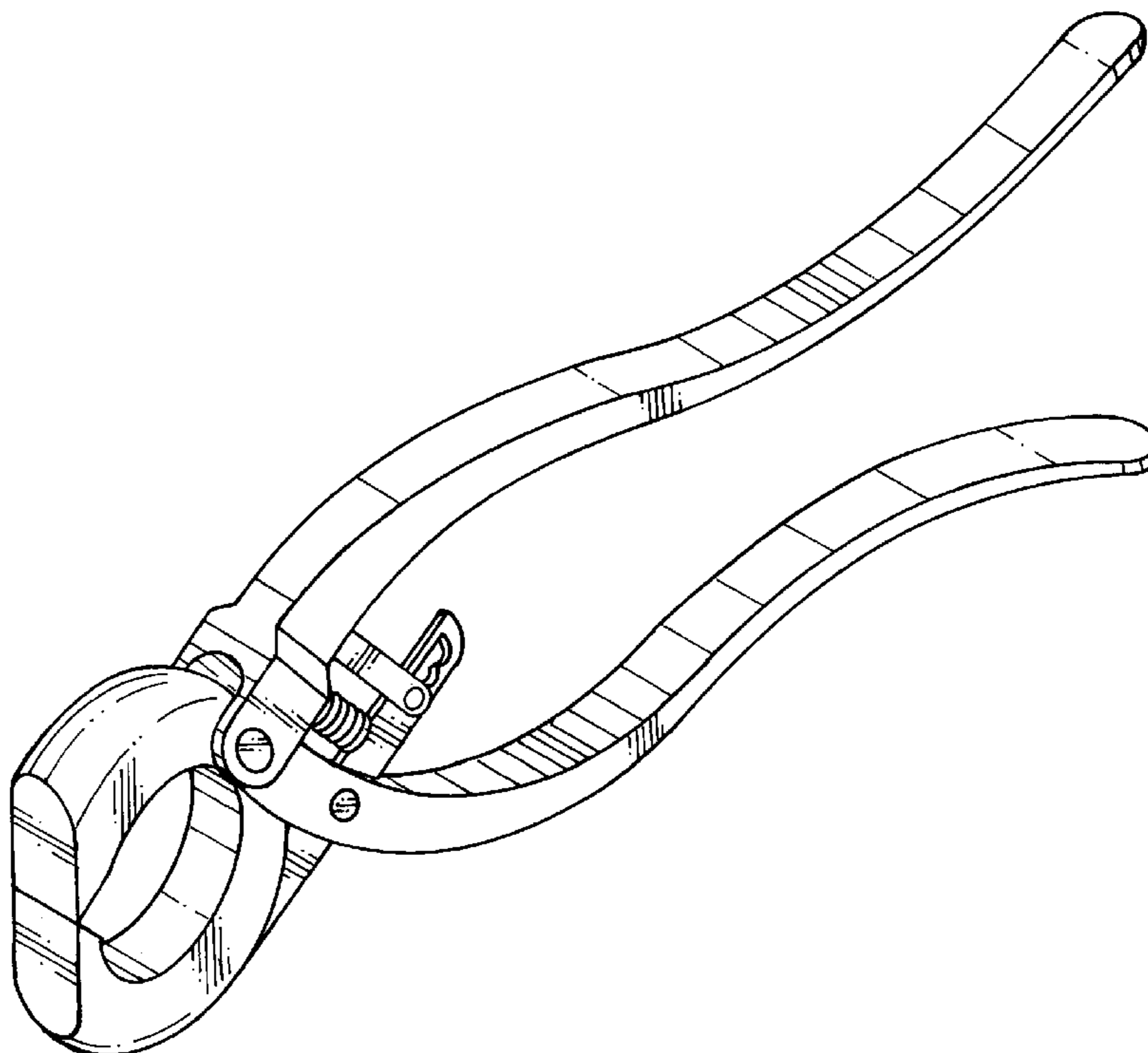
FIG. 4 is a left side elevational view thereof;

FIG. 5 is a right side elevational view thereof;

FIG. 6 is a top plan view thereof; and,

FIG. 7 is a bottom plan view thereof.

1 Claim, 3 Drawing Sheets



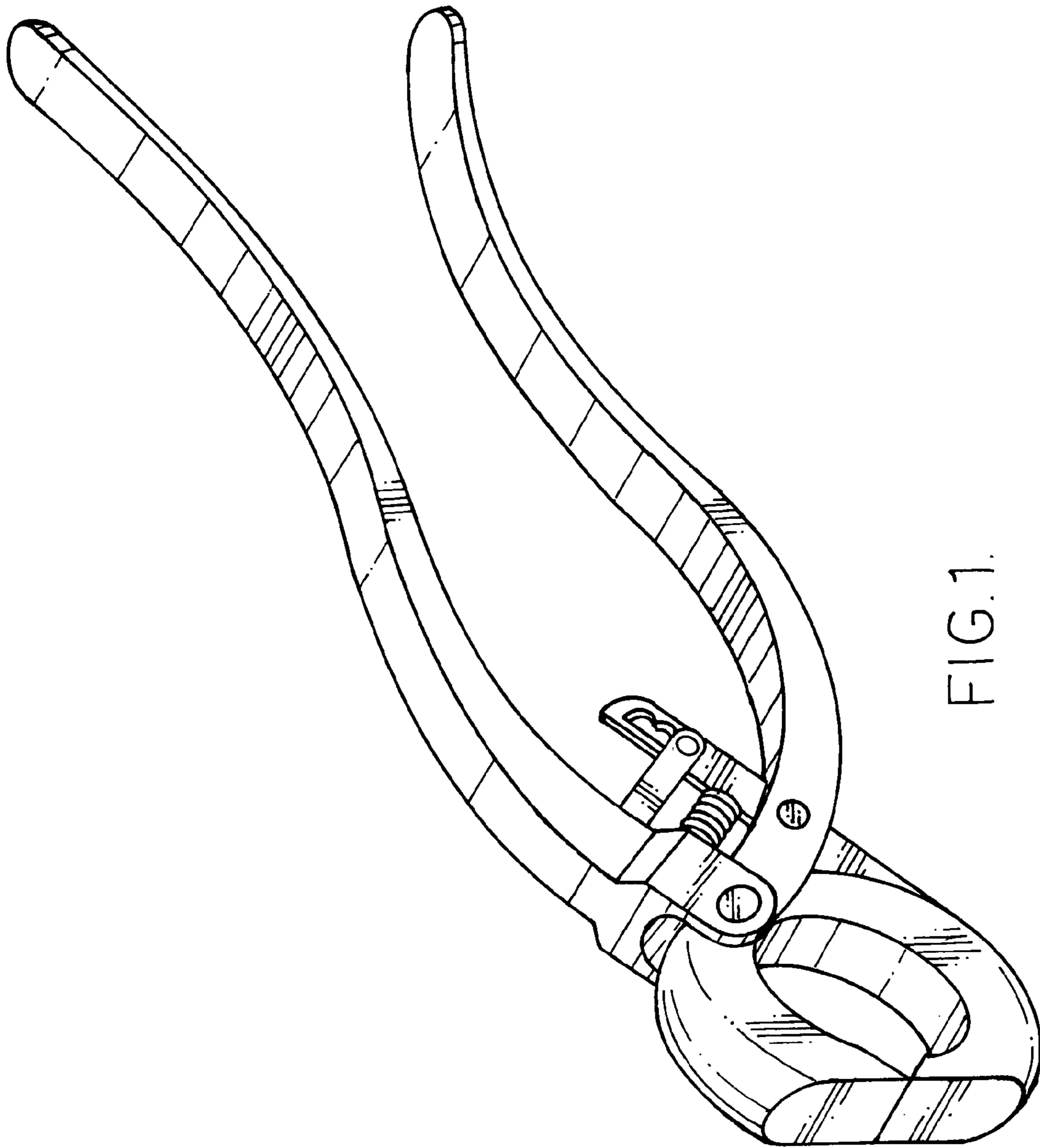


FIG. 1.

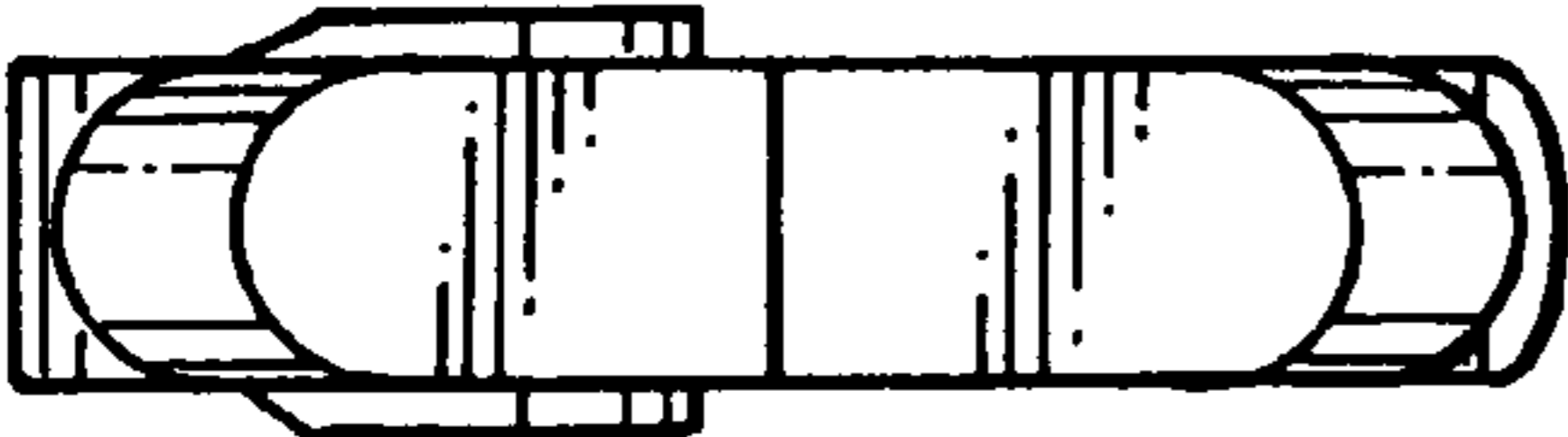


FIG. 2.

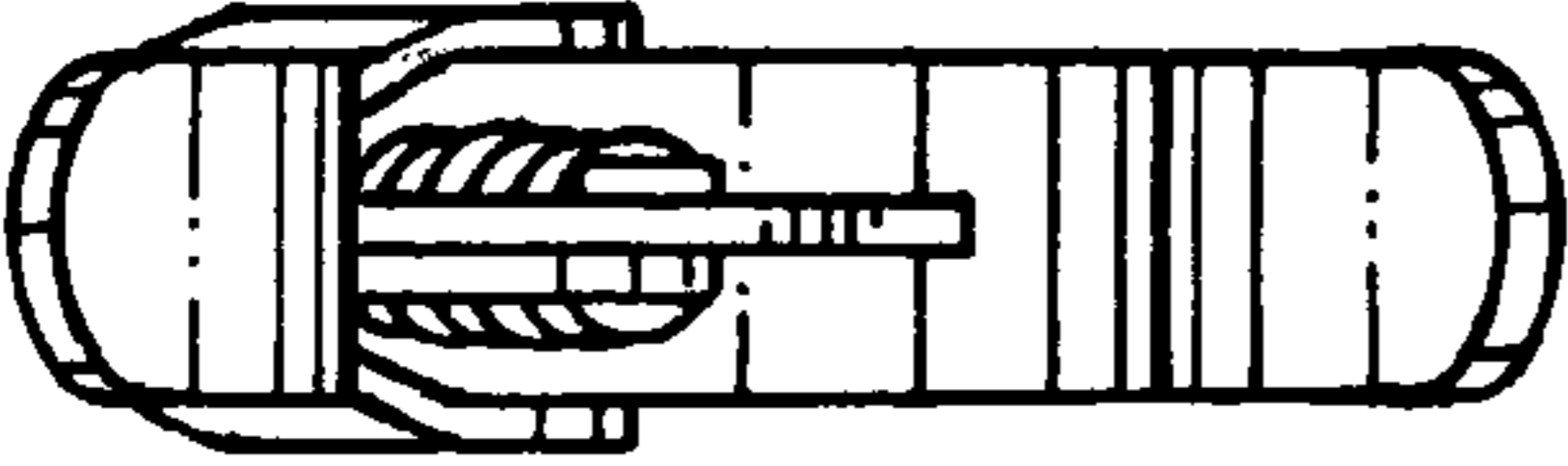


FIG. 3.

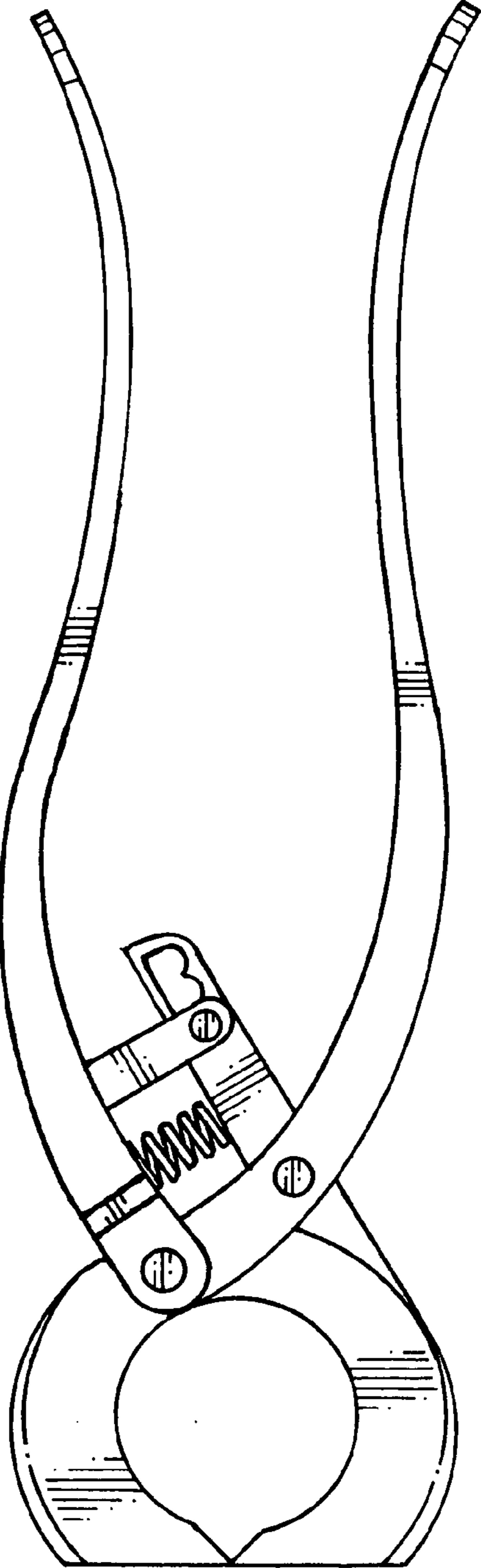


FIG. 4

FIG. 5.

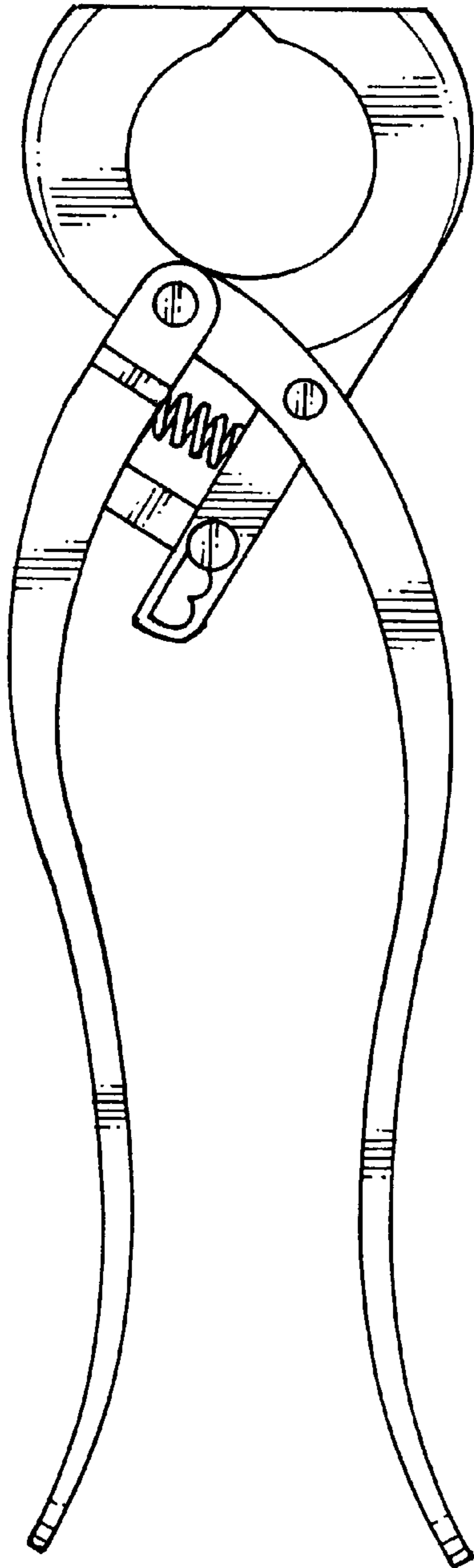


FIG. 6.

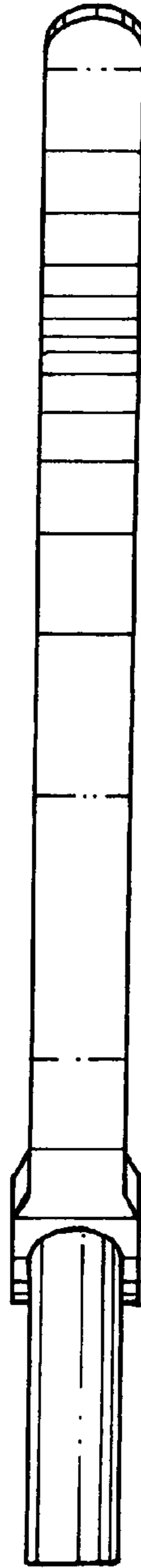


FIG. 7.

