



US00D558000S

(12) **United States Design Patent**  
**Ito**

(10) **Patent No.:** **US D558,000 S**

(45) **Date of Patent:** **\*\* Dec. 25, 2007**

(54) **SPOON**

D499,940 S \* 12/2004 Shane-Schuldt ..... D7/662  
D544,315 S \* 6/2007 Shane-Schuldt ..... D7/653

(75) Inventor: **Yukiko Ito**, Oneida, NY (US)

(73) Assignee: **Oneida, Ltd.**, Oneida, NY (US)

(\*\*) Term: **14 Years**

(21) Appl. No.: **29/288,129**

(22) Filed: **May 31, 2007**

(51) **LOC (8) Cl.** ..... **07-03**

(52) **U.S. Cl.** ..... **D7/662**

(58) **Field of Classification Search** ..... D7/368,  
D7/401.2, 642-664, 688-692, 669, 675, 676,  
D7/683; 30/137, 141, 142, 340, 147-150,  
30/322-329, 342-345; 416/70 R  
See application file for complete search history.

(56) **References Cited**

**U.S. PATENT DOCUMENTS**

D182,121 S *	2/1958	Jones	.....	D7/662
D185,524 S *	6/1959	Young	.....	D7/656
D219,685 S *	1/1971	Perry	.....	D7/662
D225,896 S *	1/1973	Manderfield	.....	D7/662
D334,117 S *	3/1993	Shane-Schuldt	.....	D7/662
D490,283 S *	5/2004	Ito	.....	D7/662

\* cited by examiner

*Primary Examiner*—Caron D. Veynar

*Assistant Examiner*—Ricky Pham

(74) *Attorney, Agent, or Firm*—Marjama Muldoon Blasiak & Sullivan LLP

(57) **CLAIM**

The ornamental design for a spoon, as shown.

**DESCRIPTION**

FIG. 1 is a left side view of a spoon, illustrating my new design;

FIG. 2 is a top plan view thereof;

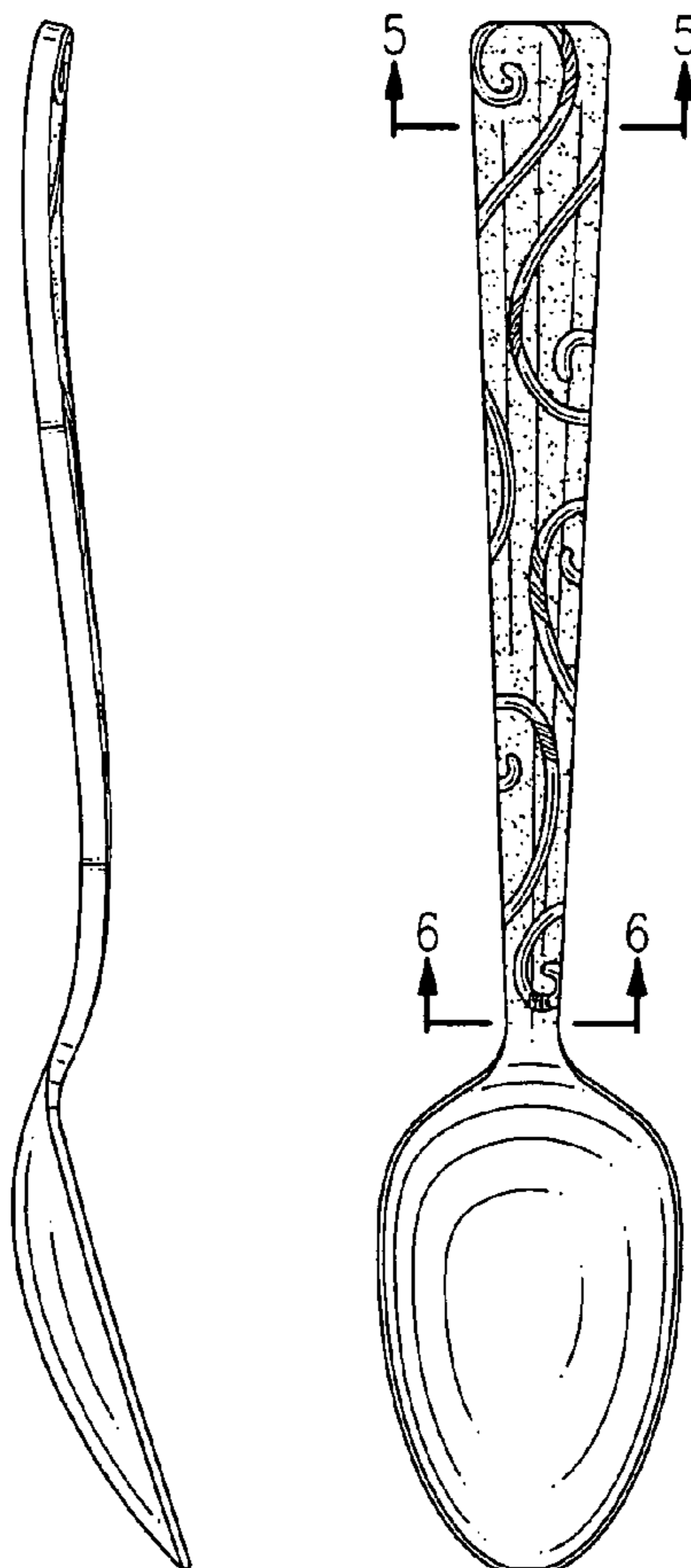
FIG. 3 is a right side view thereof;

FIG. 4 is a bottom view thereof;

FIG. 5 is a cross-sectional view thereof, taken through line 5—5 of FIG. 2; and,

FIG. 6 is a cross-sectional view thereof, taken through line 6—6 of FIG. 2.

**1 Claim, 1 Drawing Sheet**



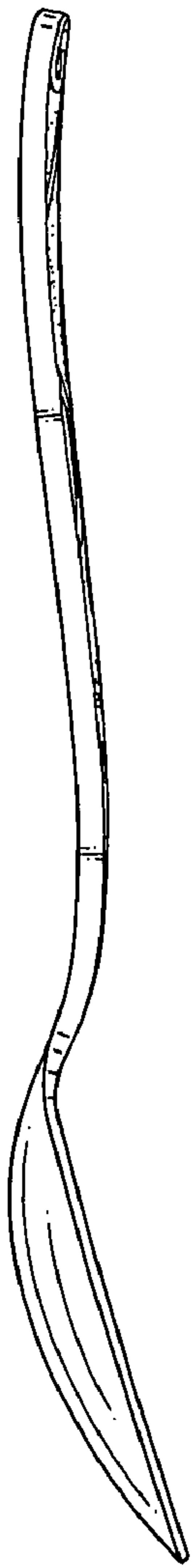


FIG. 1

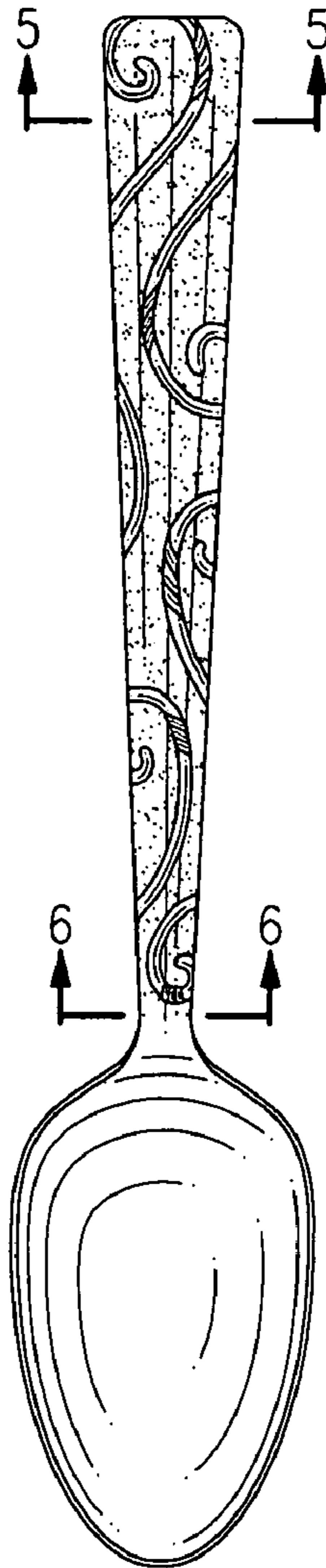


FIG. 2

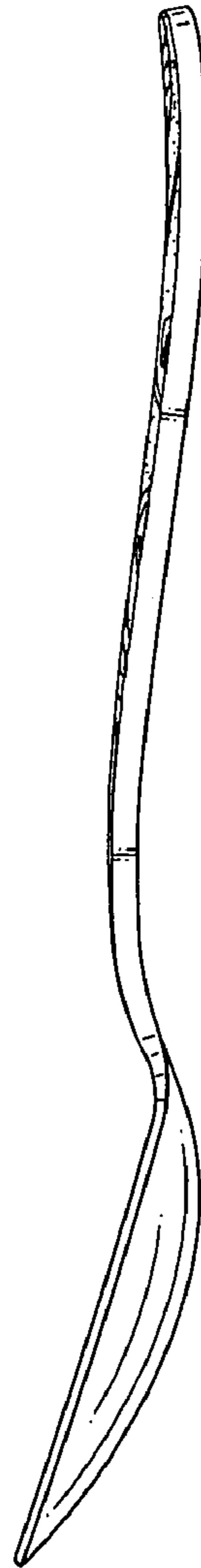


FIG. 3

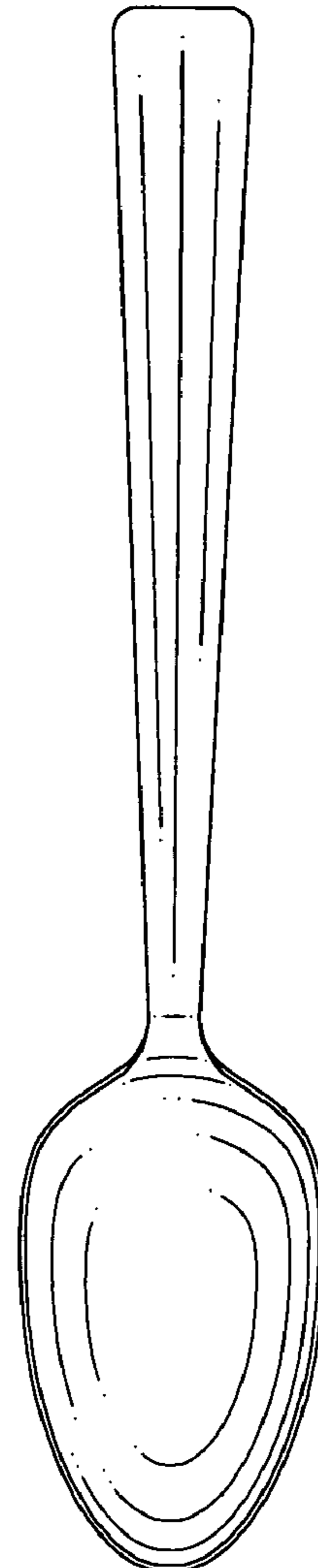


FIG. 4



FIG. 5



FIG. 6